



US00D545163S

(12) **United States Design Patent**  
**Russell**

(10) **Patent No.:** **US D545,163 S**

(45) **Date of Patent:** **\*\* Jun. 26, 2007**

(54) **HANDLE FOR A TWO-FINGER KNIFE**

(76) Inventor: **A. G. Russell**, 1326 San Miguel,  
Springdale, AR (US) 72762

(\*\*) Term: **14 Years**

(21) Appl. No.: **29/228,477**

(22) Filed: **Apr. 25, 2005**

(51) **LOC (8) Cl.** ..... **08-03**

(52) **U.S. Cl.** ..... **D8/98**

(58) **Field of Classification Search** ..... D8/98,  
D8/99; 30/151, 286, 340, 314

See application file for complete search history.

(56) **References Cited**

**U.S. PATENT DOCUMENTS**

1,316,503	A	9/1919	Odell	
3,839,788	A	10/1974	Addis	
4,087,911	A	* 5/1978	Schrock et al.	30/286
4,283,854	A	8/1981	Austin	
D275,360	S	9/1984	Child	
D330,405	S	10/1992	Luchak	
D344,781	S	3/1994	Burch	
D362,485	S	9/1995	Hall	
D392,016	S	* 3/1998	Balolia	D22/118
D409,270	S	* 5/1999	Balolia	D22/118

D464,551	S	* 10/2002	Glesser	D8/98
6,471,577	B1	10/2002	Hendrickson	
6,658,743	B2	12/2003	Dudley, Jr. et al.	
D495,772	S	* 9/2004	Hibben	D22/118
D502,526	S	* 3/2005	Rae	D22/118

\* cited by examiner

*Primary Examiner*—Philip S. Hyder

(74) *Attorney, Agent, or Firm*—Boyd D. Cox

(57) **CLAIM**

The ornamental design for a handle for a two-finger knife, as shown.

**DESCRIPTION**

FIG. 1 is a side elevational view of the invention on a two-finger knife having an arc-shaped blade;

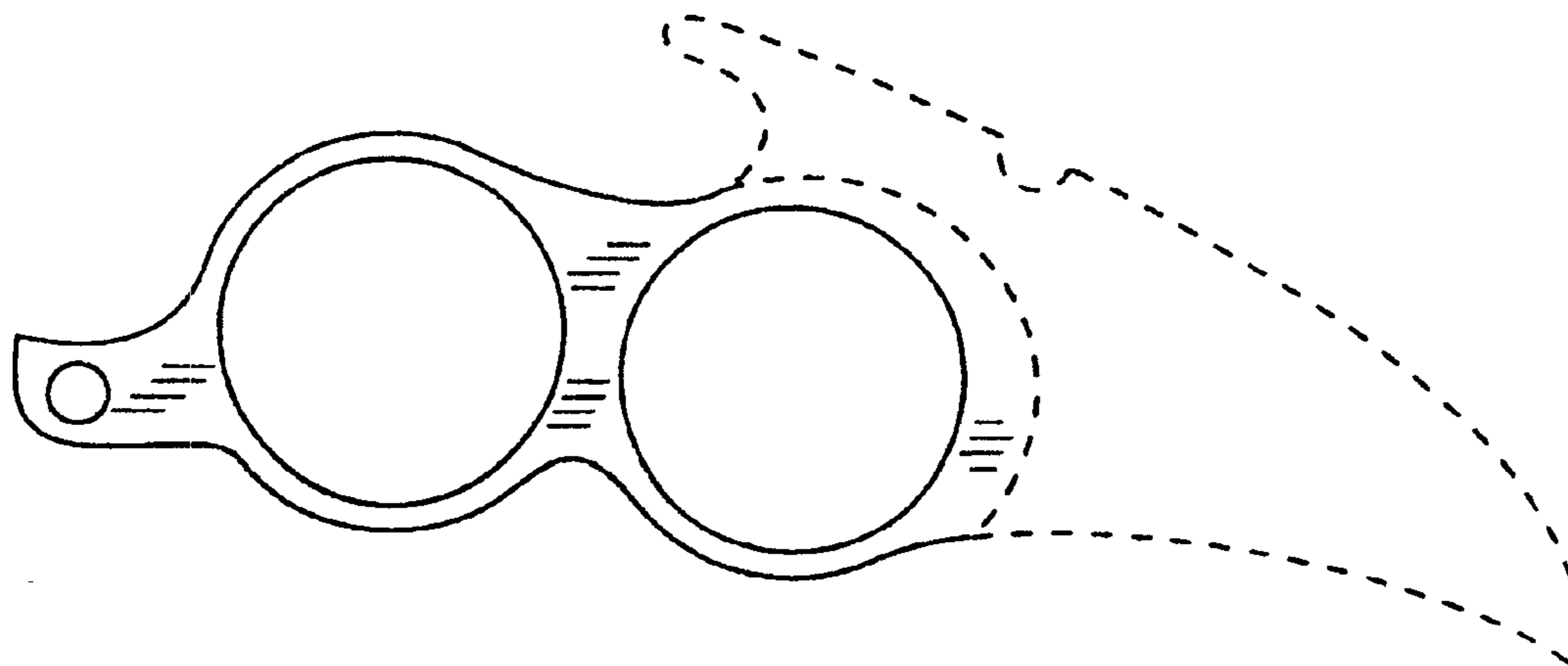
FIG. 2 is a bottom view of the invention on the two-finger knife of FIG. 1;

FIG. 3 is an opposite side elevational view of the invention shown on the two-finger knife of FIG. 1; and,

FIG. 4 is a top view of the invention shown on the two-finger knife of FIG. 1.

The broken line portions of the disclosure are for illustrative purposes only and form no part of the claimed design.

**1 Claim, 1 Drawing Sheet**



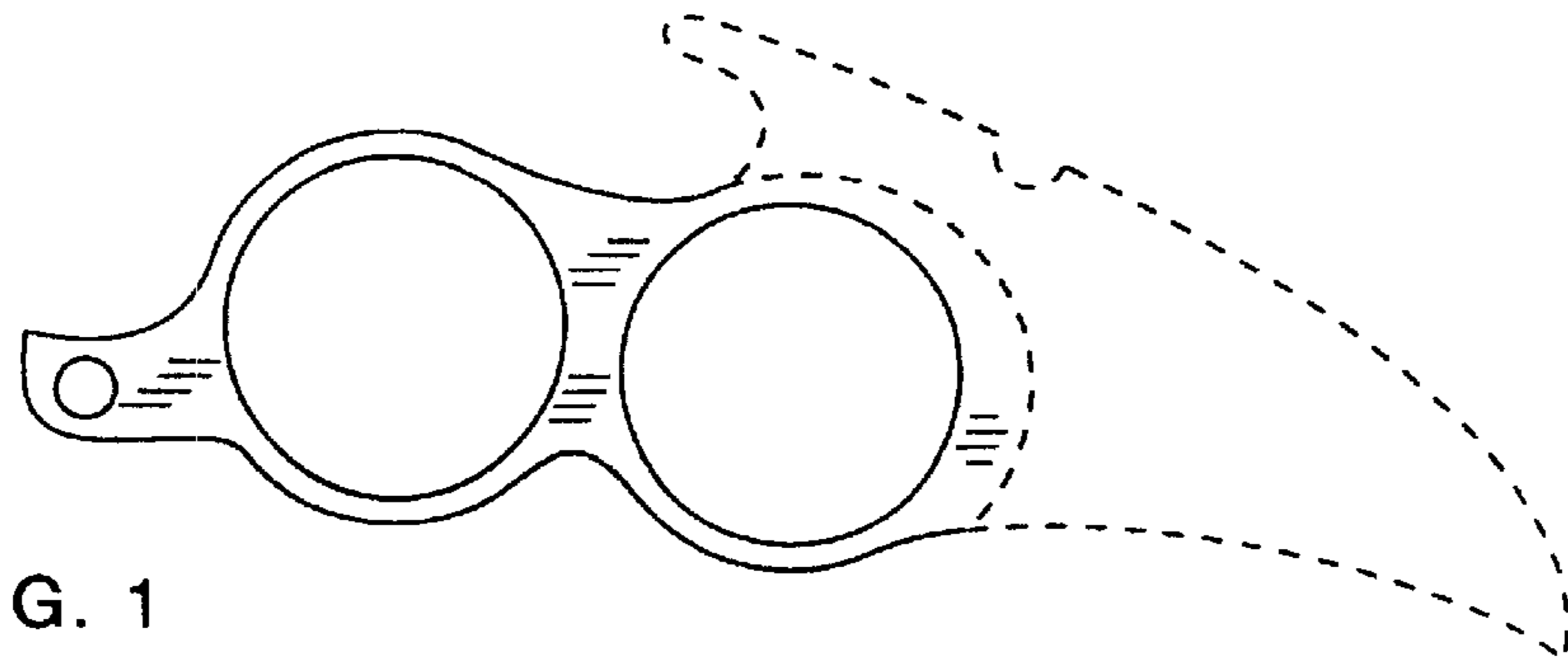


FIG. 1

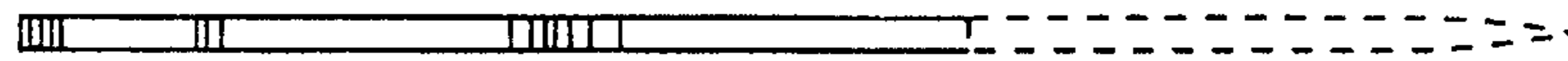


FIG. 2

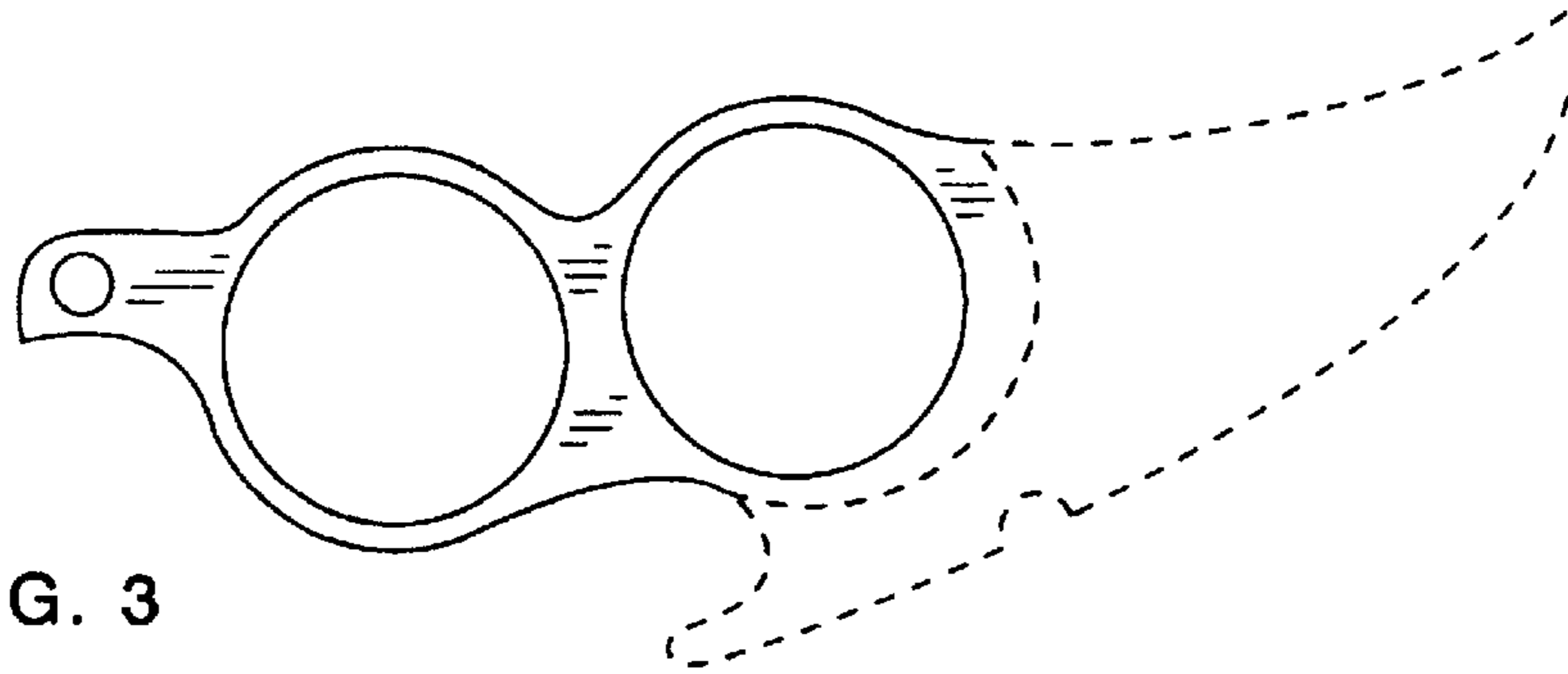


FIG. 3



FIG. 4