

US00D545155S

(12) **United States Design Patent**
Kang

(10) **Patent No.:** **US D545,155 S**

(45) **Date of Patent:** **** Jun. 26, 2007**

(54) **TOOL FOR DETACHING A PISTON FROM THE DISK BRAKE BASE OF A MOTOR VEHICLE**

D506,907 S * 7/2005 Olivarez D8/14
7,007,357 B2 * 3/2006 Nakamoto 81/302
D533,945 S * 12/2006 Chue D24/148
2005/0139043 A1 * 6/2005 Kang 81/302

(76) Inventor: **Hsin Fa Kang**, P.O. Box 90, Tainan City (TW) 70499

* cited by examiner

(**) Term: **14 Years**

Primary Examiner—Alan P. Douglas
Assistant Examiner—Deanna Fluegeman

(21) Appl. No.: **29/241,661**

(57) **CLAIM**

(22) Filed: **Oct. 31, 2005**

The ornamental design for a tool for detaching a piston from the disk brake base of a motor vehicle, as shown as described.

(51) **LOC (8) Cl.** **08-05**

(52) **U.S. Cl.** **D8/54**

(58) **Field of Classification Search** D8/14,
D8/51, 52, 54; 29/213.1, 221, 221.5, 221.6,
29/222, 223, 224; 81/300, 302, 318, 319,
81/321–324, 326, 331, 334, 335, 418, 420,
81/424.5, 426, 426.5, 427.5

See application file for complete search history.

DESCRIPTION

FIG. 1 is a perspective view of a tool for detaching a piston from the disk brake base of a motor vehicle showing my design;

FIG. 2 is a front elevational view thereof;

FIG. 3 is a rear elevational view thereof;

FIG. 4 is a left side elevational view thereof;

FIG. 5 is a right side elevational view thereof;

FIG. 6 is a top plan view thereof; and,

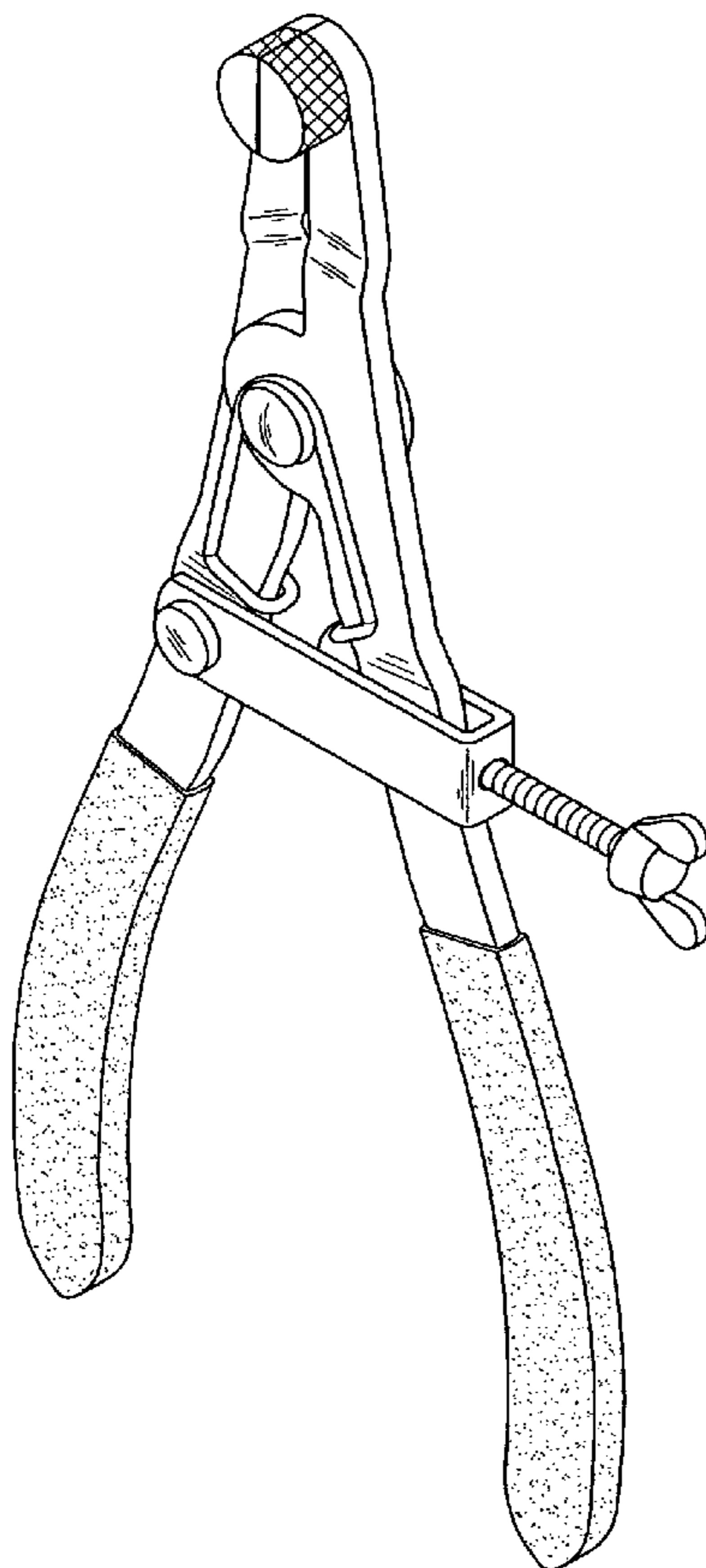
FIG. 7 is a bottom plan view thereof.

(56) **References Cited**

U.S. PATENT DOCUMENTS

2,608,116 A * 8/1952 Kulp 29/213.1
D274,647 S * 7/1984 Johnson D8/52
5,382,151 A * 1/1995 Hayes et al. 81/302
5,735,857 A * 4/1998 Lane 81/418
6,736,031 B1 * 5/2004 Kang 81/322

1 Claim, 5 Drawing Sheets



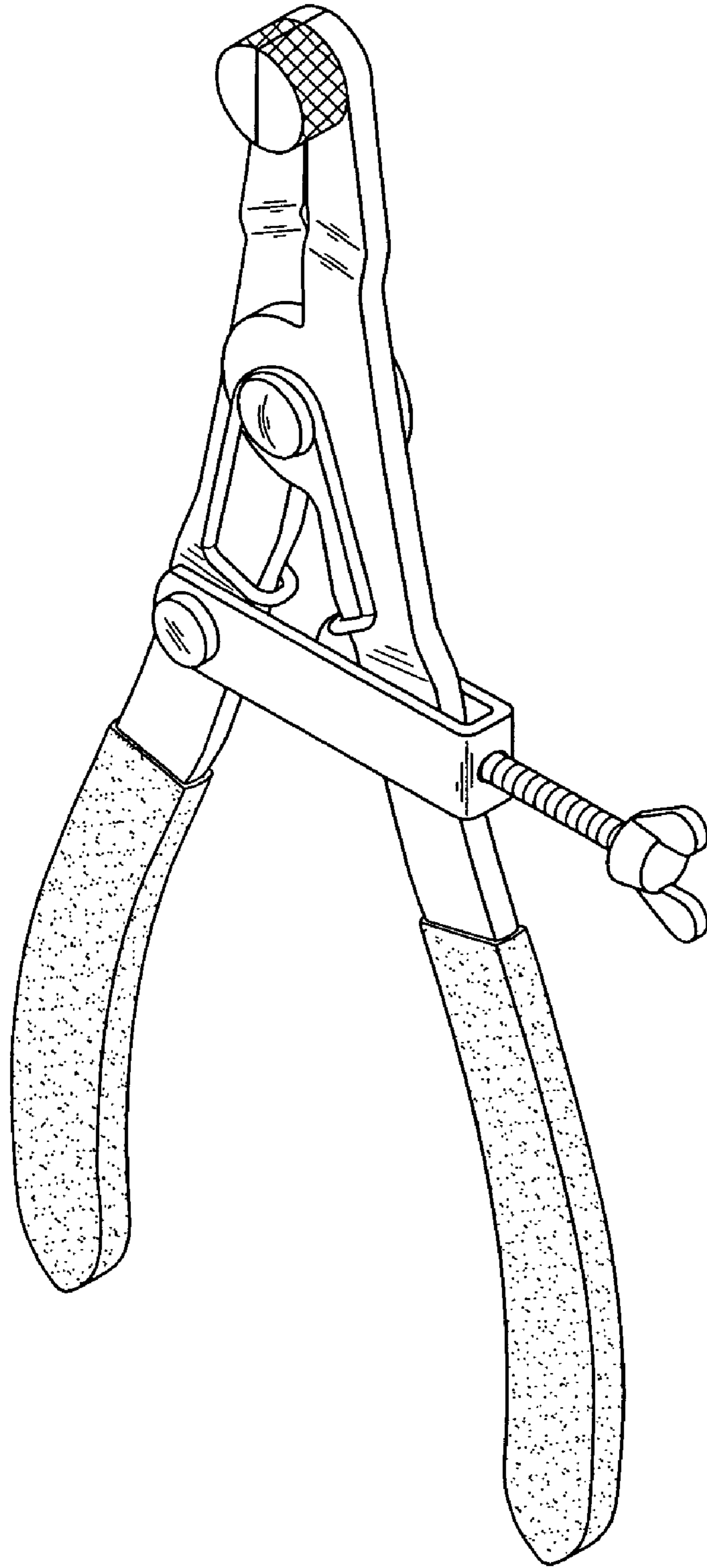


FIG. 1

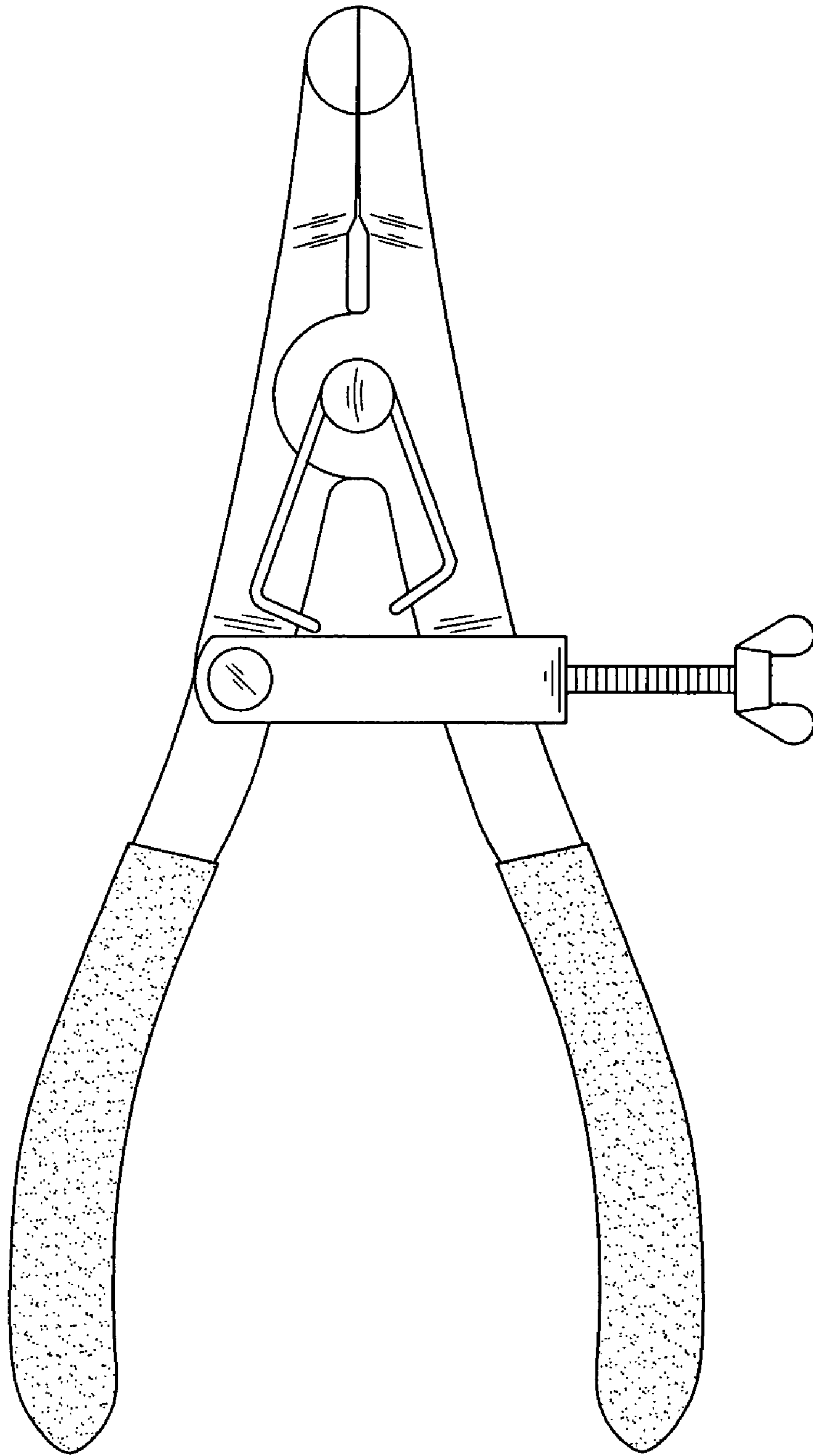


FIG.2

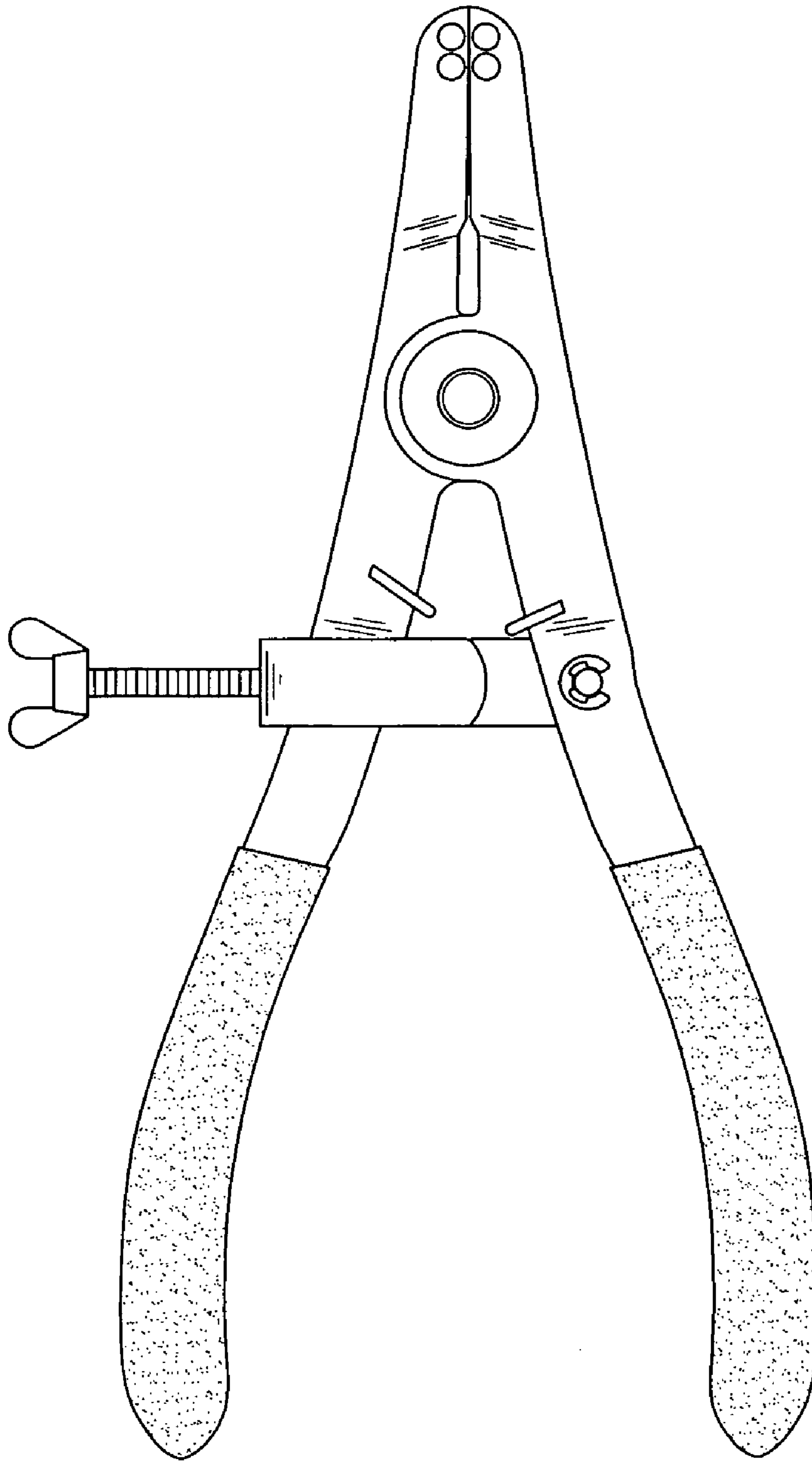


FIG.3

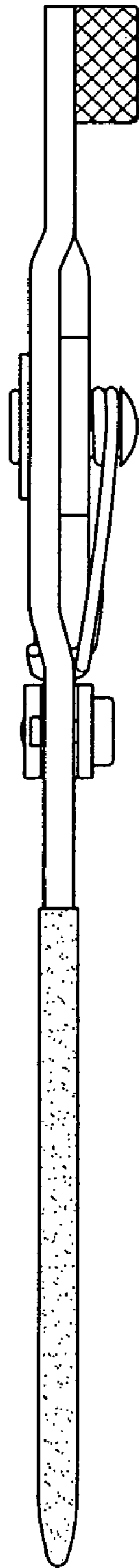


FIG. 4

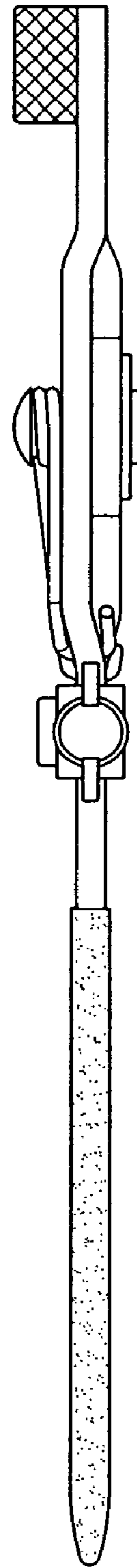


FIG. 5

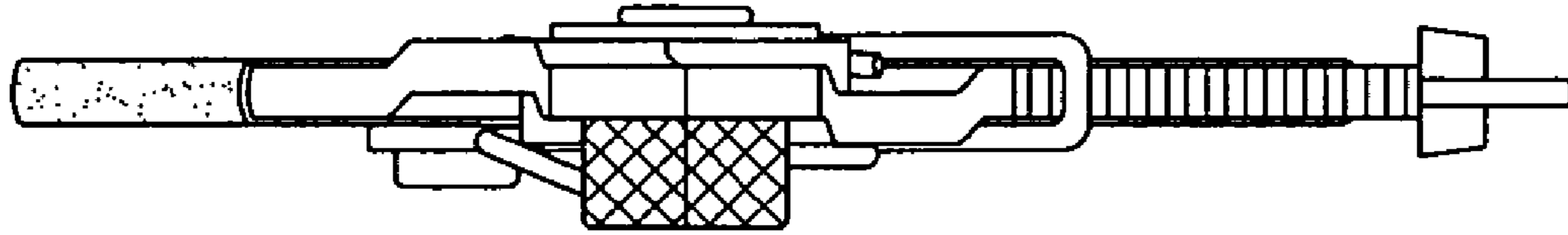


FIG. 6

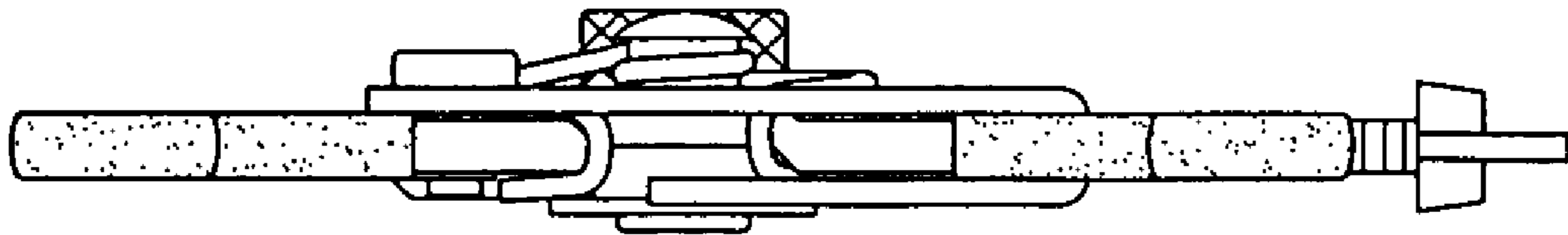


FIG. 7