



US00D545153S

(12) **United States Design Patent**
Hsieh

(10) **Patent No.:** **US D545,153 S**

(45) **Date of Patent:** **** Jun. 26, 2007**

(54) **HEAD PORTION OF A SPANNER**

7,013,763 B2 * 3/2006 Hsien 81/165
7,017,455 B2 * 3/2006 Hsien 81/177.1

(76) **Inventor:** **Chih-Ching Hsieh**, 235 Chung - Ho
Box 8-24, Taipei (TW)

* cited by examiner

Primary Examiner—Alan P. Douglas
Assistant Examiner—Deanna Fluegeman

(**) **Term:** **14 Years**

(21) **Appl. No.:** **29/217,825**

(57) **CLAIM**

(22) **Filed:** **Nov. 23, 2004**

The ornamental design for a head portion of a spanner, as shown and described.

(51) **LOC (8) Cl.** **08-05**

(52) **U.S. Cl.** **D8/22; D8/51**

(58) **Field of Classification Search** D8/17,
D8/21-29, 51, 52; 81/126, 155, 165, 170,
81/171.1, 177.8, 177.9, 185.1, 186, 318-320,
81/324-327, 489

See application file for complete search history.

DESCRIPTION

FIG. 1 is a perspective view of a head portion of spanner showing my new design.

FIG. 2 is a front elevational view thereof.

FIG. 3 is a rear elevational view thereof.

FIG. 4 is a left side view thereof.

FIG. 5 is a right side view thereof.

FIG. 6 is a top plan view thereof; and,

FIG. 7 is a bottom plan view thereof.

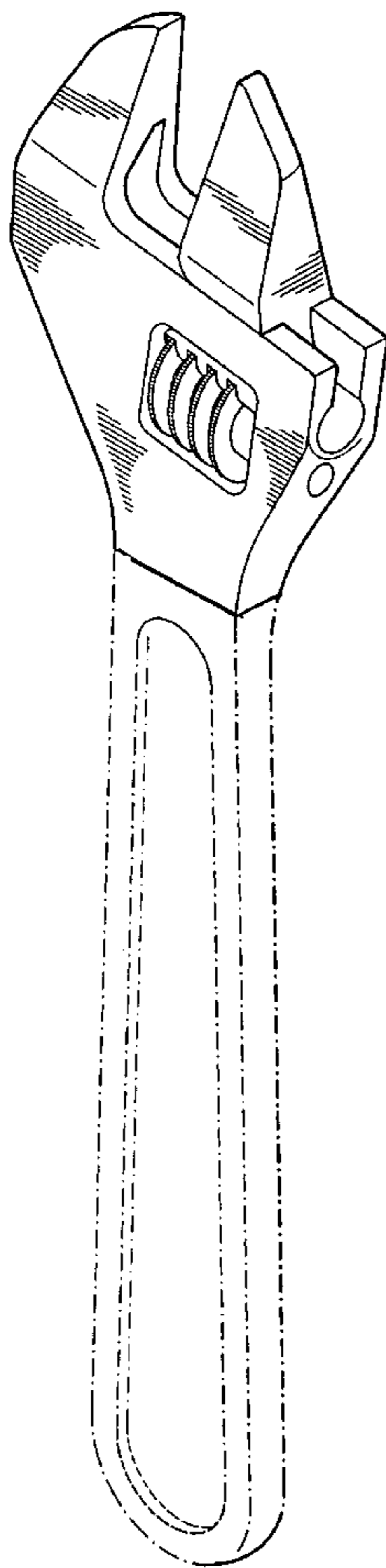
The broken lines are shown for illustrative purposes only and form no part of the claimed design.

(56) **References Cited**

U.S. PATENT DOCUMENTS

4,535,659	A *	8/1985	Yang	D8/24
6,223,631	B1 *	5/2001	Osa	81/165
D457,406	S *	5/2002	Hu	D8/22
D507,163	S *	7/2005	Hsien	D8/22
6,931,969	B2 *	8/2005	Hsien	81/170
6,952,985	B1 *	10/2005	Hsien	81/165

1 Claim, 4 Drawing Sheets



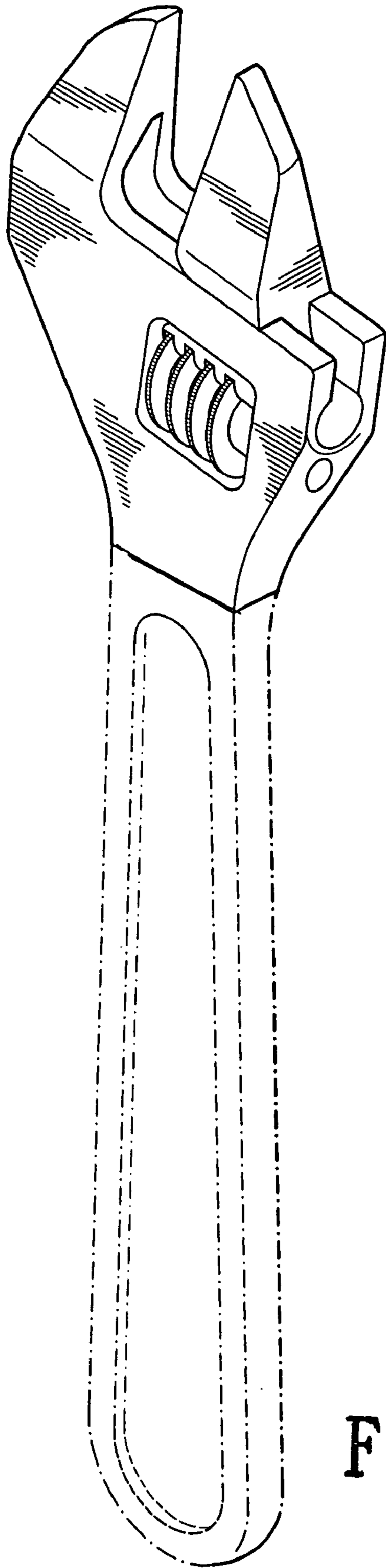


FIG. 1

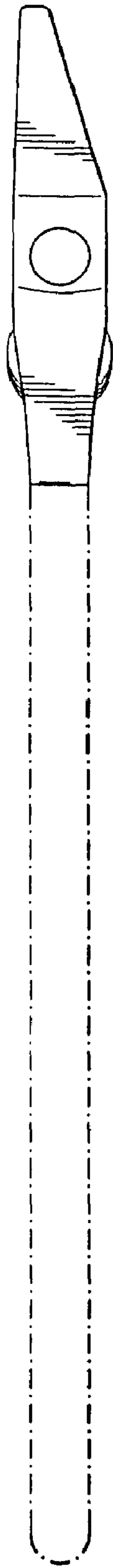


FIG. 4

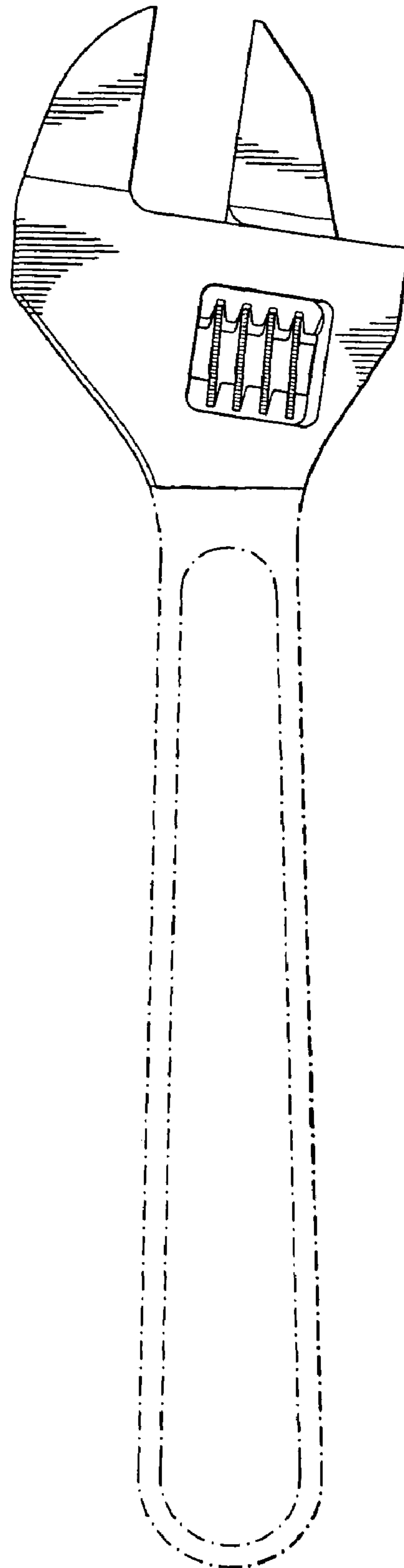


FIG. 2

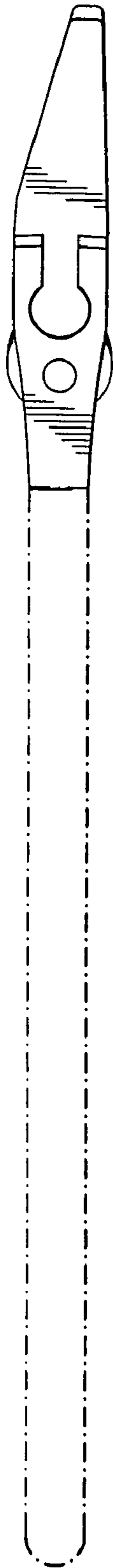


FIG. 5

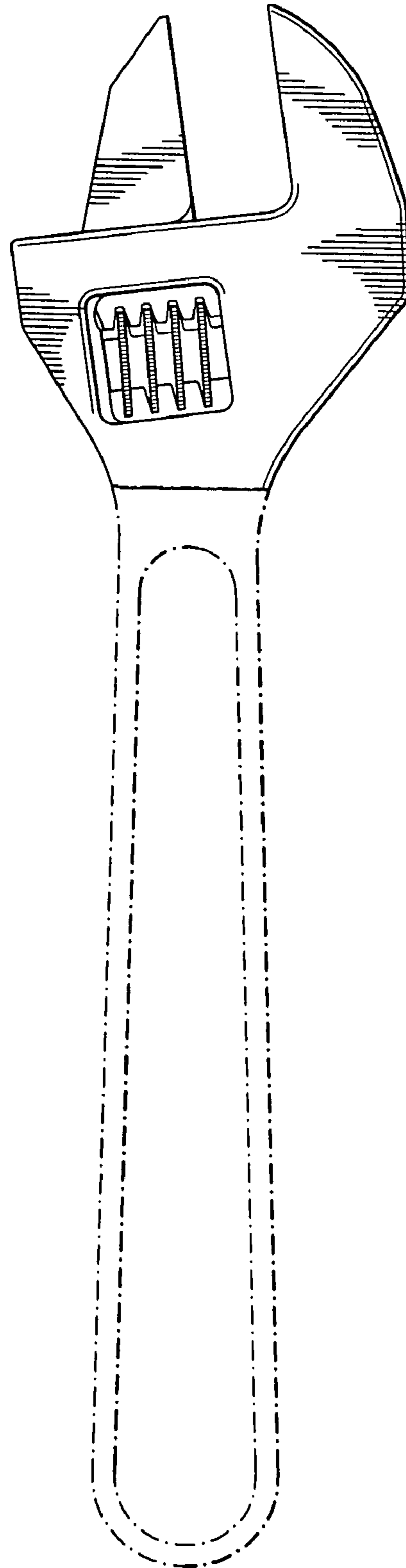


FIG. 3

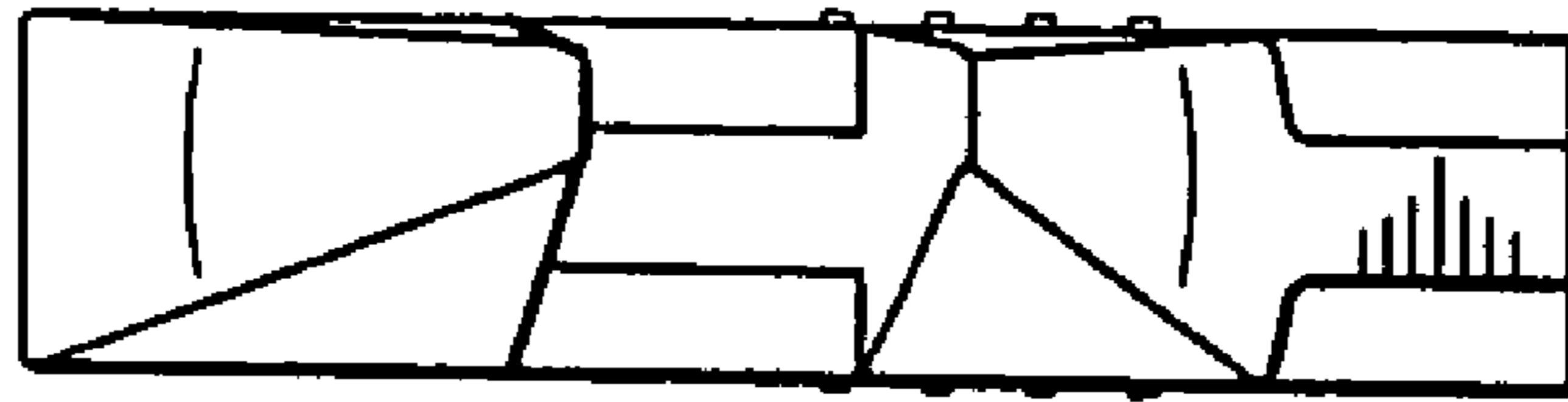


FIG. 6




FIG. 7