

US00D545151S

(12) **United States Design Patent**
Lion et al.

(10) **Patent No.:** **US D545,151 S**

(45) **Date of Patent:** **** Jun. 26, 2007**

(54) **SPATULA**

(75) Inventors: **Mathieu Lion**, Paris (FR); **Lucas Bignon**, Cachan (FR)

(73) Assignee: **Mastrad SA**, Paris (FR)

(**) Term: **14 Years**

(21) Appl. No.: **29/250,150**

(22) Filed: **Nov. 3, 2006**

(51) **LOC (8) Cl.** **07-02**

(52) **U.S. Cl.** **D7/691**

(58) **Field of Classification Search** D7/688-696,
D7/393, 395; 294/7, 8; 30/324, 325; 15/236.01,
15/236.07

See application file for complete search history.

(56) **References Cited**

U.S. PATENT DOCUMENTS

2,526,275	A *	10/1950	Roberts	294/7
D174,607	S	4/1955	Anderson		
3,004,341	A *	10/1961	Carroll et al.	30/325
D202,916	S *	11/1965	Bliss	D7/692
D302,776	S *	8/1989	Hiscott et al.	D7/692
D306,115	S *	2/1990	Zimmerman	D7/669
D342,872	S	1/1994	Kanerva		

5,634,679	A *	6/1997	Hilderbrandt	294/8
D396,389	S *	7/1998	Durbin	D7/692
D443,186	S *	6/2001	Kaposi	D7/692
D444,042	S	6/2001	Kortleven		

* cited by examiner

Primary Examiner—Terry A. Wallace

(74) *Attorney, Agent, or Firm*—Mark Montague; Cowan, Liebowitz & Latman, P.C.

(57) **CLAIM**

The ornamental design for a spatula, as shown and described.

DESCRIPTION

FIG. 1 is a perspective view of the spatula of the present invention;

FIG. 2 is a top plan view thereof;

FIG. 3 is a bottom plan view thereof;

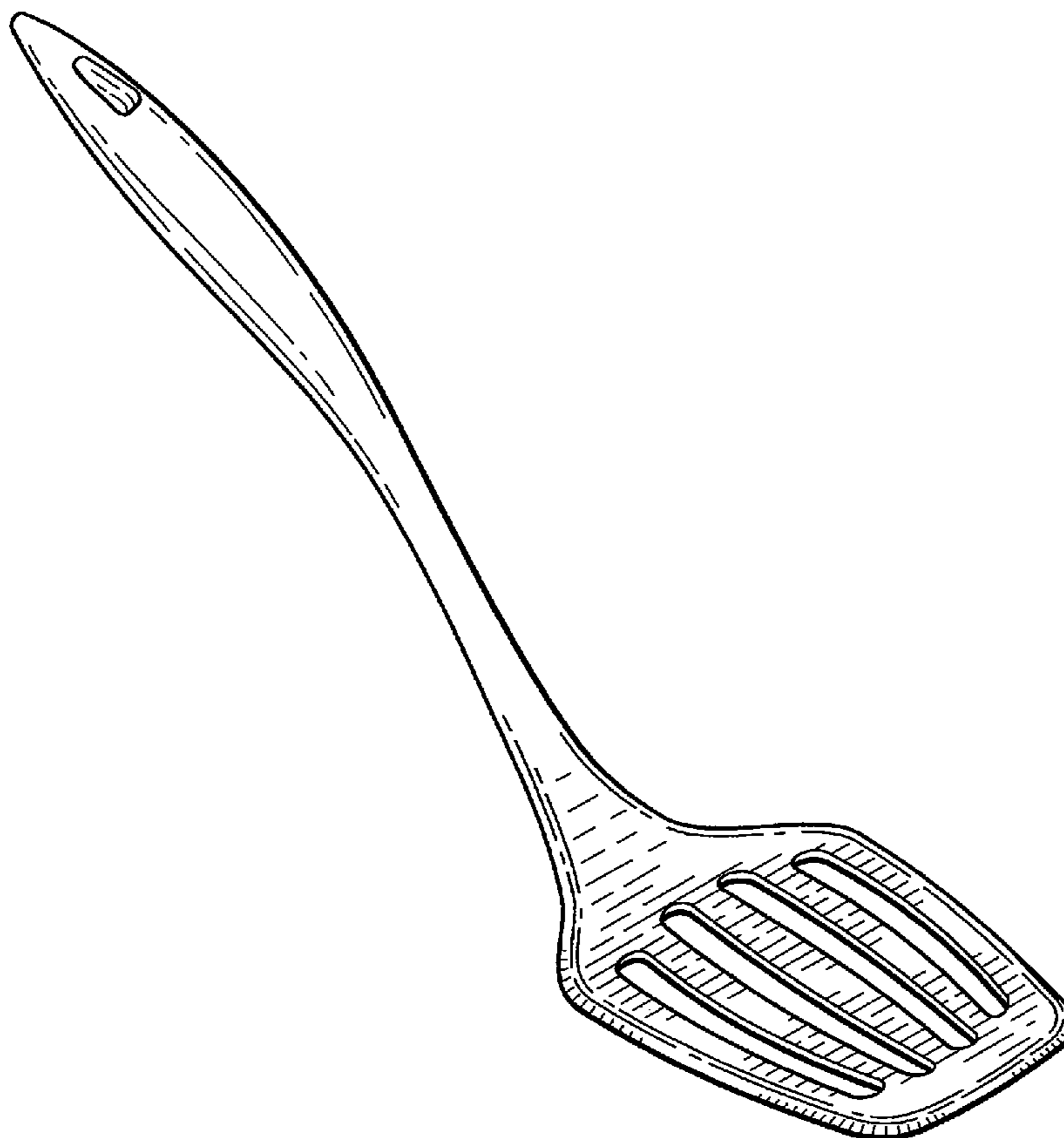
FIG. 4 is a front elevational view thereof;

FIG. 5 is a rear elevational view thereof;

FIG. 6 is a left side elevational view thereof; and,

FIG. 7 is a right side elevational view thereof.

1 Claim, 3 Drawing Sheets



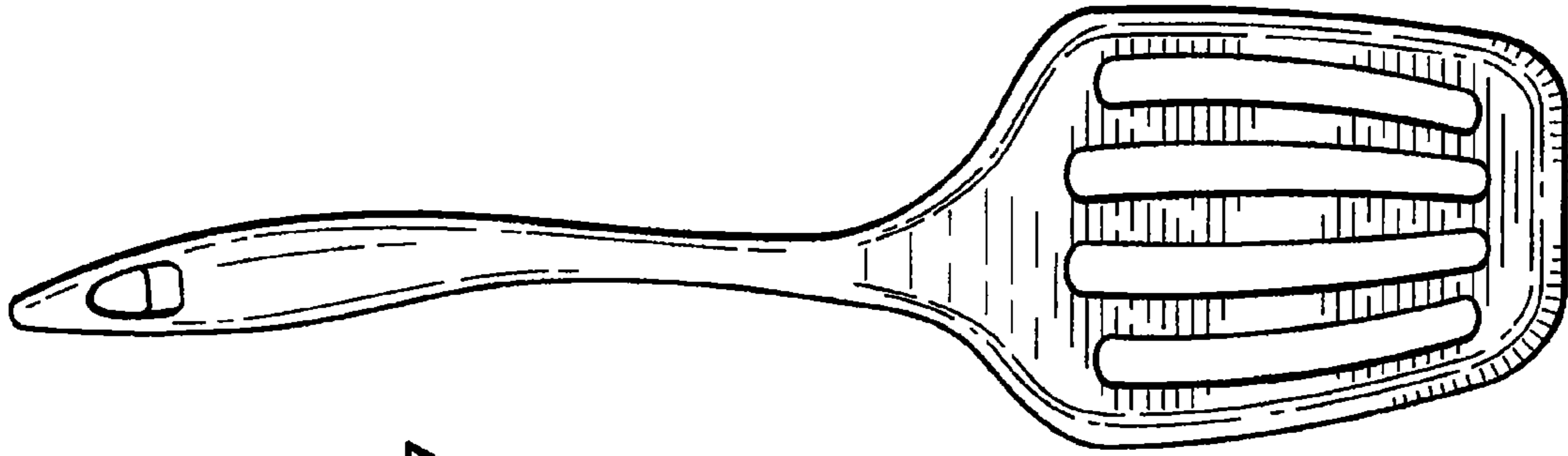


FIG. 2

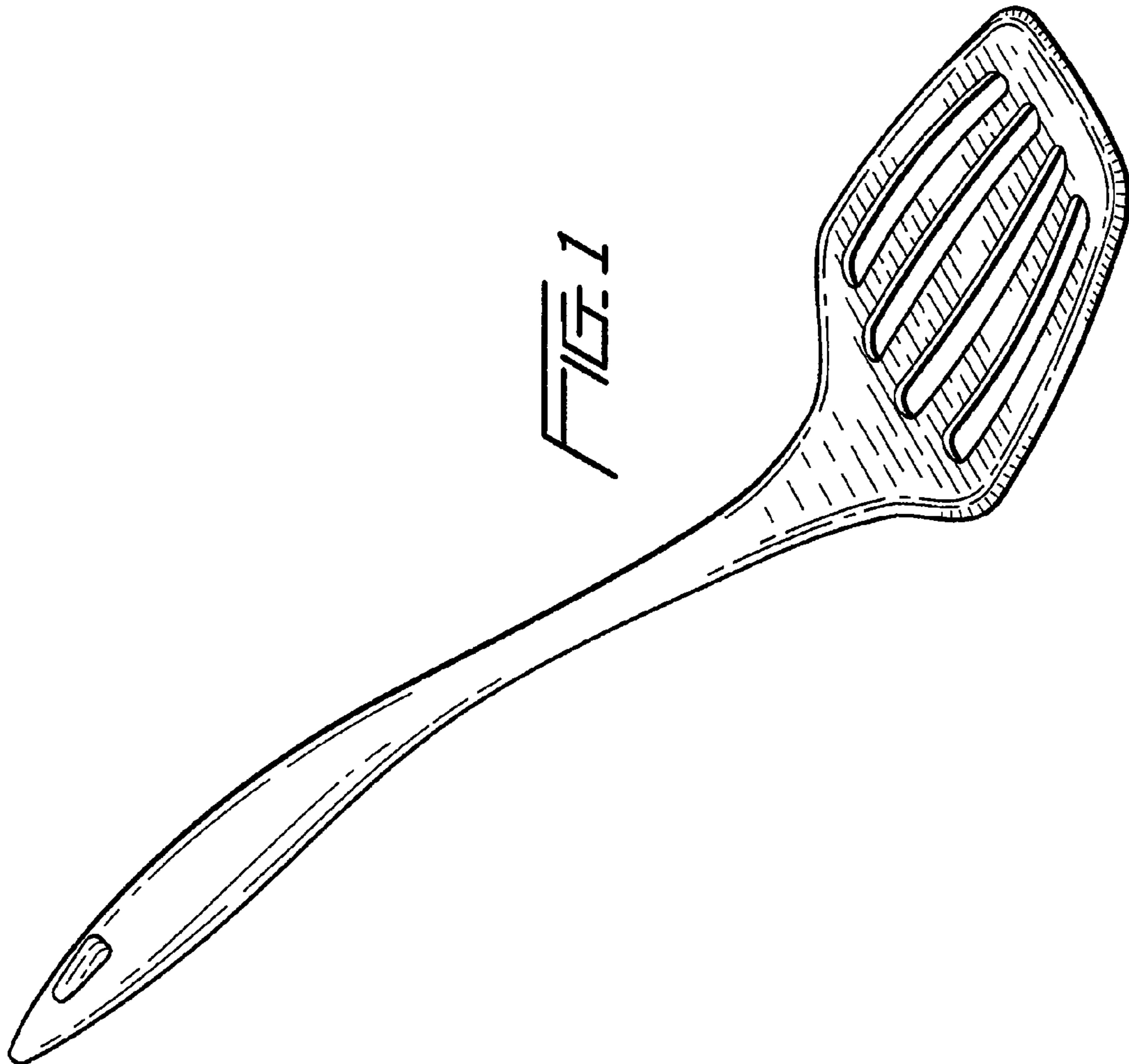
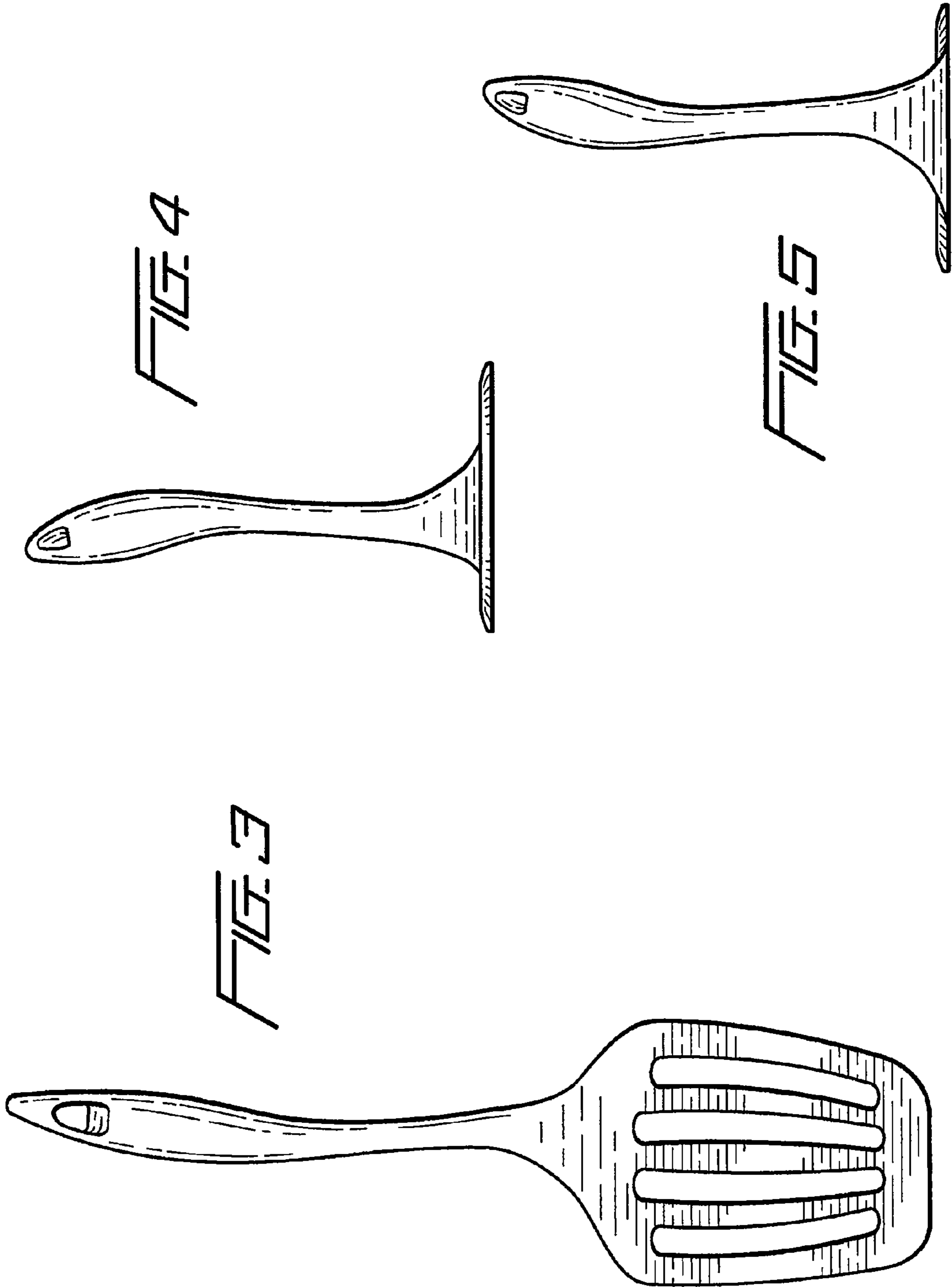


FIG. 1



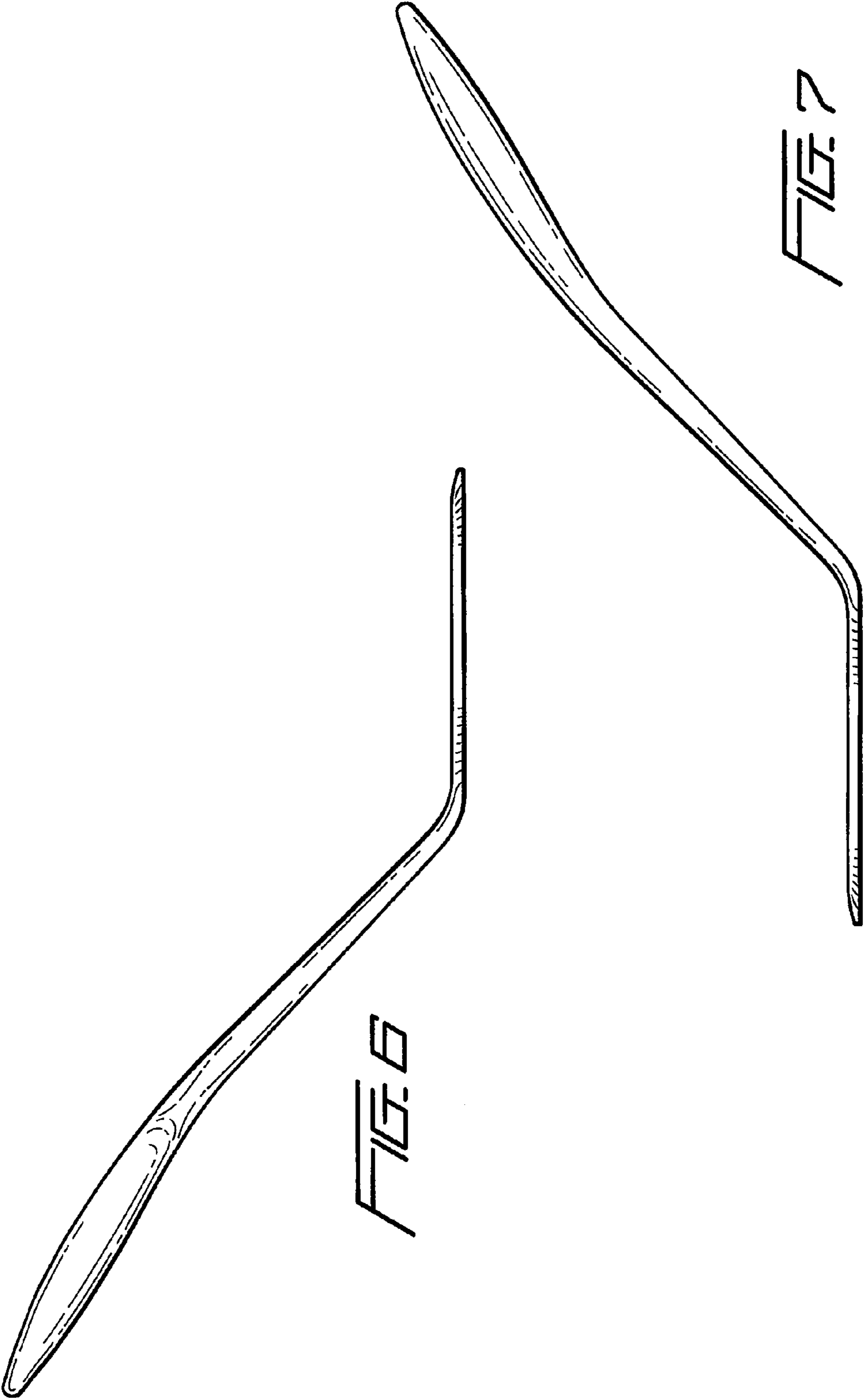


FIG. 6

FIG. 7