



US00D545145S

(12) **United States Design Patent**  
**Ito**

(10) **Patent No.:** **US D545,145 S**

(45) **Date of Patent:** **\*\* Jun. 26, 2007**

(54) **SPOON**

(75) Inventor: **Yukiko Ito**, Oneida, NY (US)

(73) Assignee: **Oneida, Ltd.**, Oneida, NY (US)

(\*\*) Term: **14 Years**

(21) Appl. No.: **29/270,287**

(22) Filed: **Dec. 19, 2006**

(51) **LOC (8) Cl.** ..... **07-03**

(52) **U.S. Cl.** ..... **D7/653**

(58) **Field of Classification Search** ..... D7/368,  
D7/401.2, 642-664, 688-692, 669, 675, 676,  
D7/683; D10/57; D24/147; 30/137, 141,  
30/142, 340, 147-150, 322-329, 342-345;  
416/70 R

See application file for complete search history.

(56) **References Cited**

**U.S. PATENT DOCUMENTS**

D107,063 S \* 11/1937 Bernstein ..... D7/653  
D152,950 S \* 3/1949 Eggleston ..... D7/653  
D411,719 S \* 6/1999 Shane-Schuldt ..... D7/653

D489,945 S \* 5/2004 Shane-Schuldt ..... D7/653  
D491,421 S \* 6/2004 Shane-Schuldt ..... D7/653  
D534,398 S \* 1/2007 Shane-Schuldt ..... D7/653

\* cited by examiner

*Primary Examiner*—Cathron C. Brooks

*Assistant Examiner*—Ricky Pham

(74) *Attorney, Agent, or Firm*—Marjama & Bilinski LLP

(57) **CLAIM**

The ornamental design for a spoon, as shown and described.

**DESCRIPTION**

FIG. 1 is a top plan view of a spoon, illustrating my new Design;

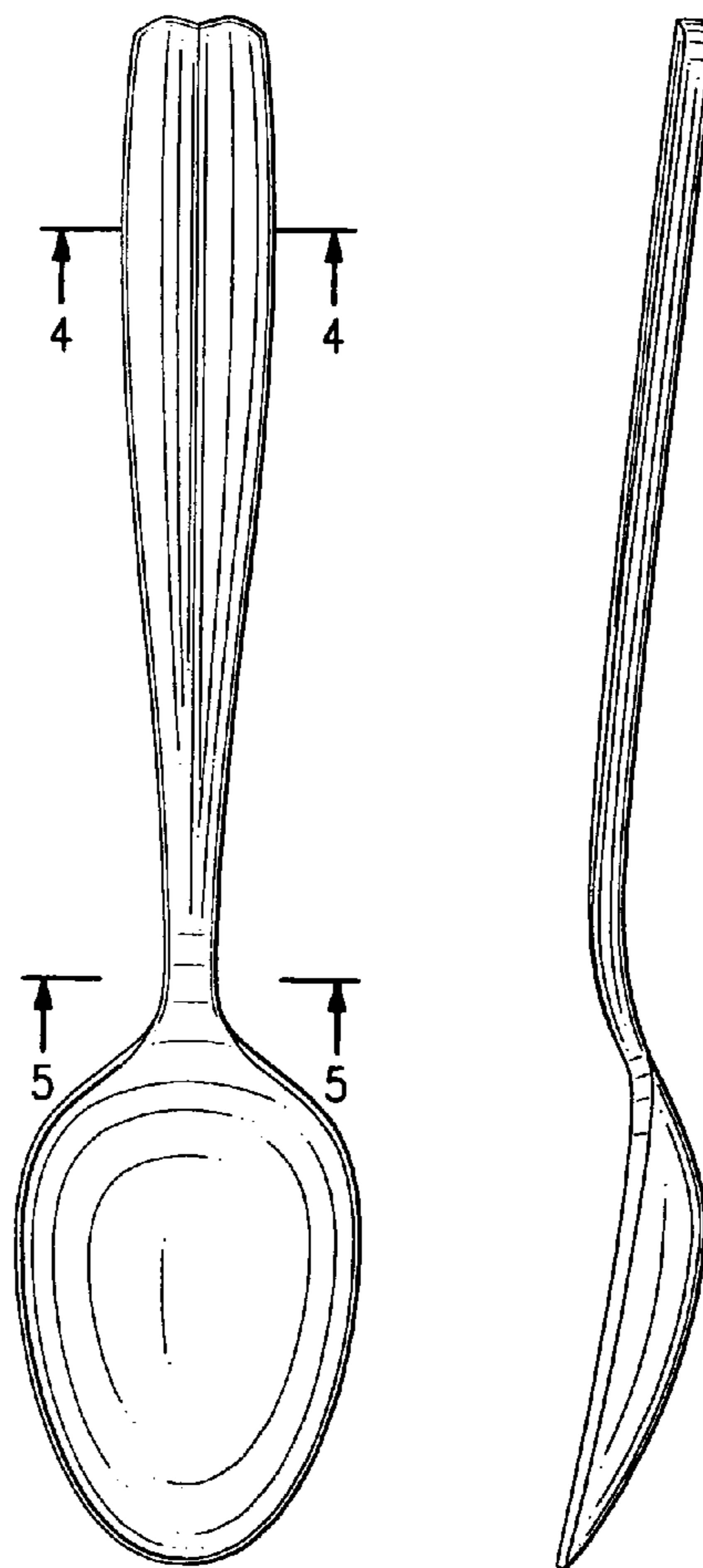
FIG. 2 is a right side view thereof; the left side view being a mirror image;

FIG. 3 is a bottom view thereof;

FIG. 4 is a cross-sectional view taken through line 4-4 of FIG. 1; and,

FIG. 5 is a cross-sectional view taken through line 5-5 of FIG. 1.

**1 Claim, 1 Drawing Sheet**



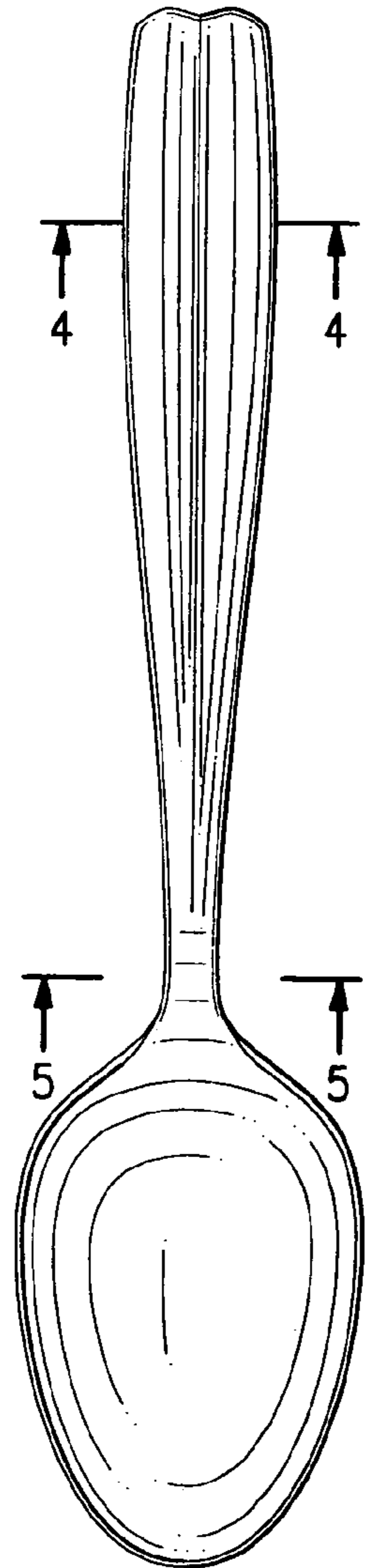


FIG. 1

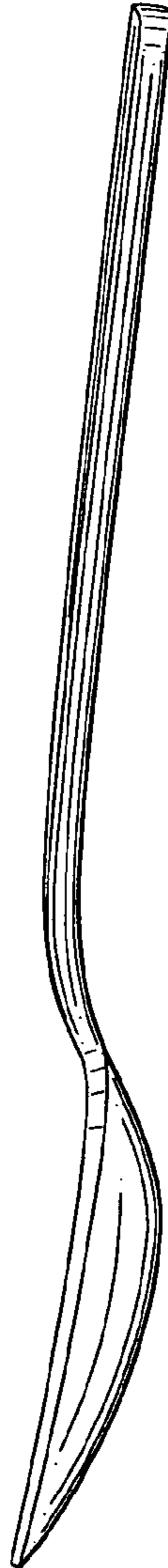


FIG. 2

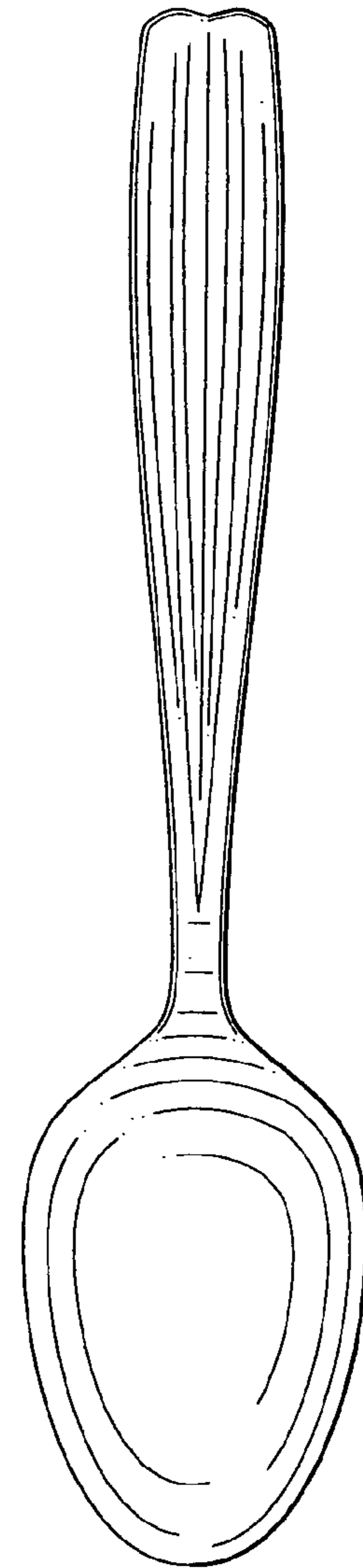


FIG. 3



FIG. 4



FIG. 5