



US00D545144S

(12) **United States Design Patent**
Thompson

(10) **Patent No.:** **US D545,144 S**

(45) **Date of Patent:** **** Jun. 26, 2007**

(54) **SPOON**

(75) Inventor: **Stephen W. Thompson**, Oneida, NY (US)

(73) Assignee: **Oneida, Ltd.**, Oneida, NY (US)

(**) Term: **14 Years**

(21) Appl. No.: **29/270,286**

(22) Filed: **Dec. 19, 2006**

(51) **LOC (8) Cl.** **07-03**

(52) **U.S. Cl.** **D7/653**

(58) **Field of Classification Search** D7/368,
D7/401.2, 642-664, 688-692, 669, 675, 676,
D7/683; D10/57; D24/147; 30/137, 141,
30/142, 340, 147-150, 322-329, 342-345;
416/70 R

See application file for complete search history.

(56) **References Cited**

U.S. PATENT DOCUMENTS

- D378,181 S * 2/1997 Richmond D7/653
- D448,255 S * 9/2001 Shane-Schuldt D7/653
- D463,956 S * 10/2002 Richmond D7/653
- D489,581 S * 5/2004 Shane-Schuldt D7/653

- D489,943 S * 5/2004 Shane-Schuldt D7/653
- D490,662 S * 6/2004 Shane-Schuldt D7/653
- D510,504 S * 10/2005 Shane-Schuldt D7/653
- D511,656 S * 11/2005 Shane-Schuldt D7/653
- D535,531 S * 1/2007 Shane-Schuldt D7/653

* cited by examiner

Primary Examiner—Cathron C. Brooks

Assistant Examiner—Ricky Pham

(74) *Attorney, Agent, or Firm*—Marjama & Bilinski LLP

(57) **CLAIM**

The ornamental design for a spoon, as shown and described.

DESCRIPTION

FIG. 1 is a top plan view of a spoon, illustrating my new Design;

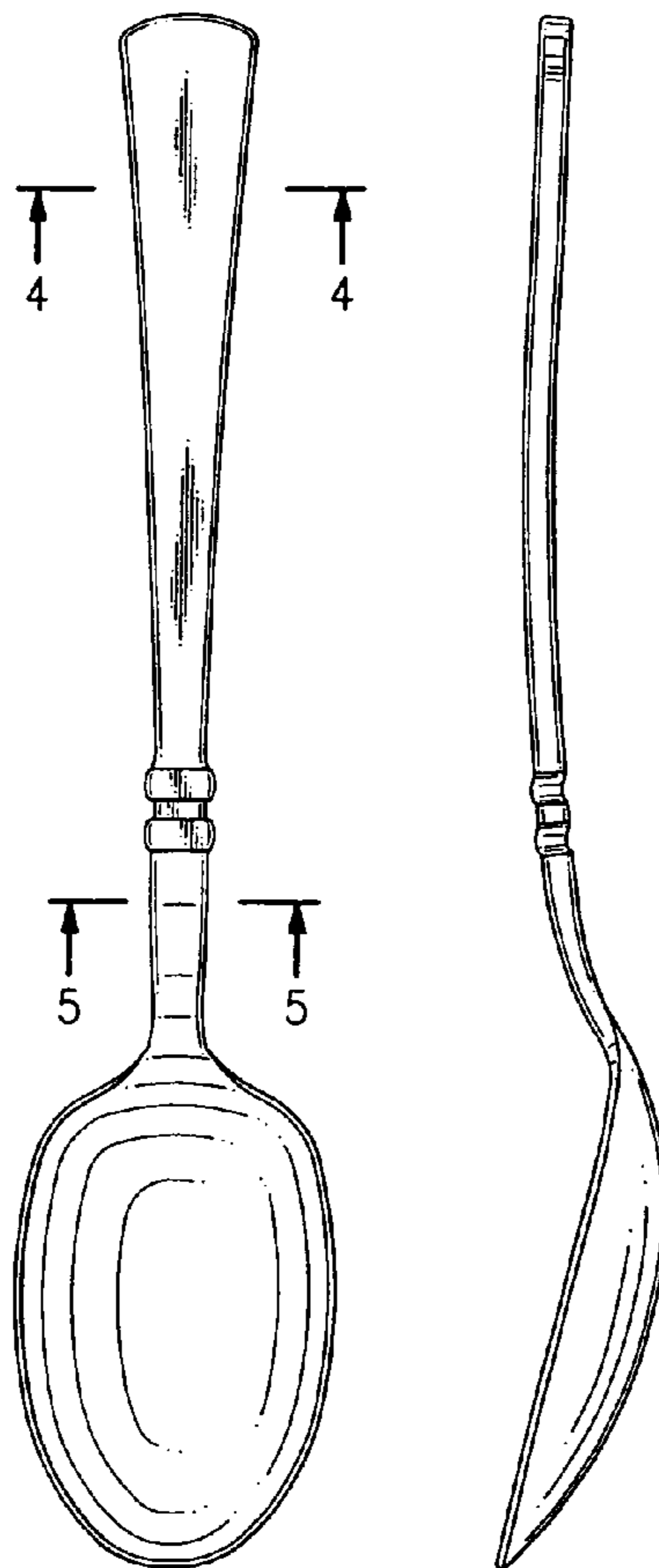
FIG. 2 is a right side view thereof; the left side view being a mirror image;

FIG. 3 is a bottom view thereof;

FIG. 4 is a cross-sectional view taken through line 4-4 of FIG. 1; and,

FIG. 5 is a cross-sectional view taken through line 5-5 of FIG. 1.

1 Claim, 1 Drawing Sheet



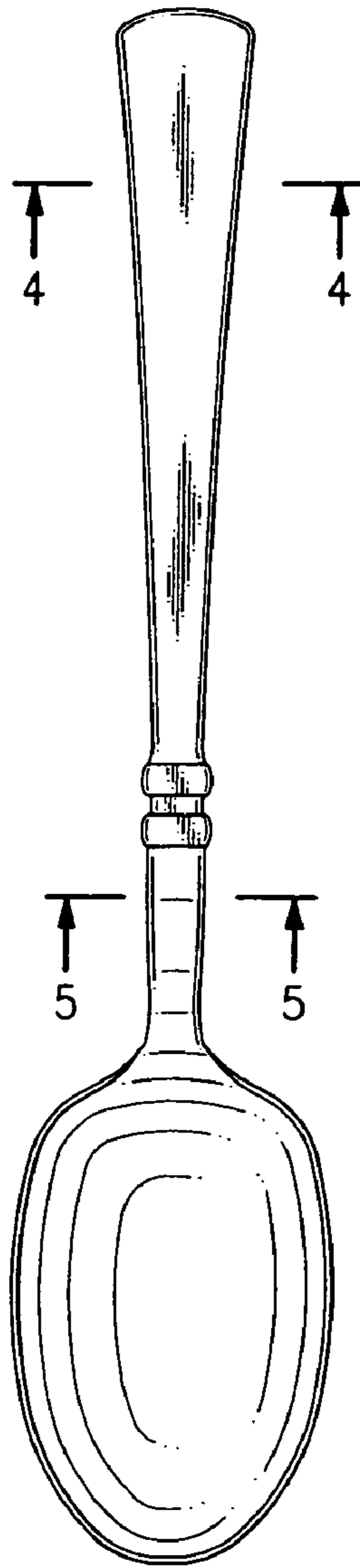


FIG. 1

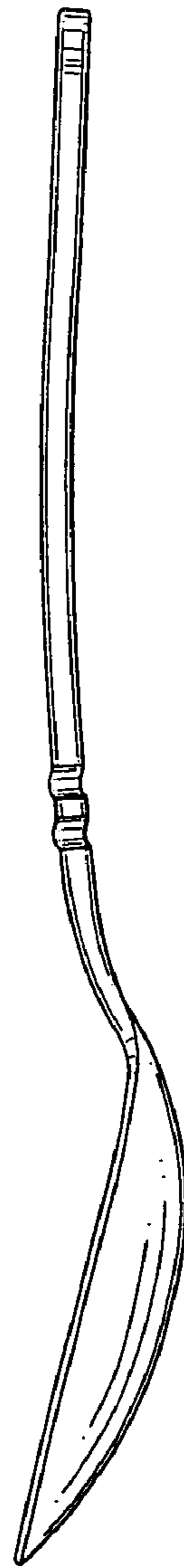


FIG. 2

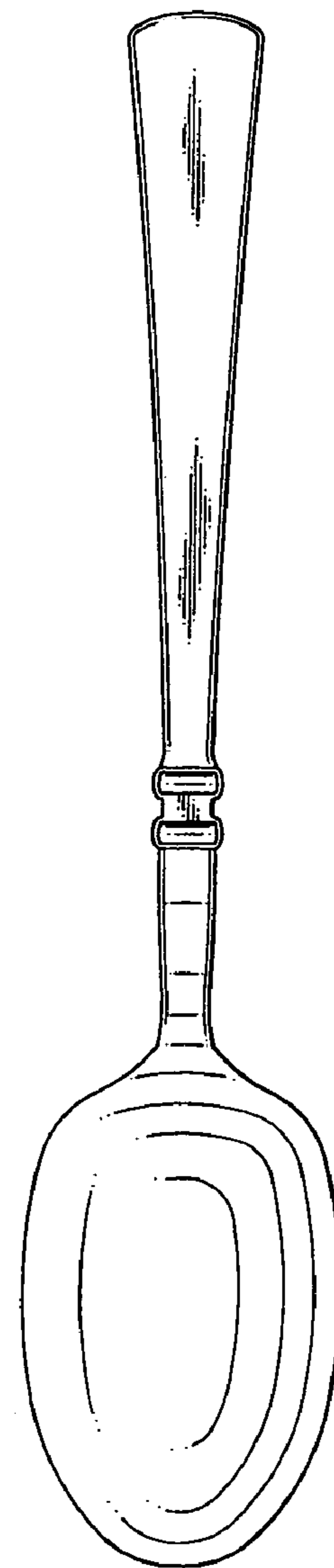


FIG. 3



FIG. 4



FIG. 5