



US00D545129S

(12) **United States Design Patent**  
**Tien**

(10) **Patent No.:** **US D545,129 S**

(45) **Date of Patent:** **\*\* Jun. 26, 2007**

(54) **TUMBLER**

(75) Inventor: **Kuang-Hsia Tien**, Monrovia, CA (US)

(73) Assignee: **Sweda Company, LLC**, Monrovia, CA (US)

(\*\*) Term: **14 Years**

(21) Appl. No.: **29/238,426**

(22) Filed: **Sep. 15, 2005**

(51) **LOC (8) Cl.** ..... **07-01**

(52) **U.S. Cl.** ..... **D7/510; D7/533**

(58) **Field of Classification Search** ..... D7/392-394,  
D7/509-511, 523, 531-533, 536, 605, 608,  
D7/619.1, 622, 624.2; 215/382, 384, 386-388,  
215/392, 394, 396, 398, DIG. 7; 220/62.12,  
220/592.17, 669, 696, 710, 710.5, 711, 713,  
220/715, 719, 739

See application file for complete search history.

(56) **References Cited**

**U.S. PATENT DOCUMENTS**

D119,862 S *	4/1940	Lundy	.....	D7/523
3,108,707 A *	10/1963	Kend	.....	206/457
D200,018 S *	1/1965	Brocken	.....	D7/321
D279,083 S *	6/1985	Gray	.....	D11/152
D283,677 S *	5/1986	Fortuna et al.	.....	D9/500
4,624,384 A *	11/1986	Ko	.....	220/212
D362,156 S *	9/1995	Goto et al.	.....	D7/511
D371,936 S *	7/1996	Goto et al.	.....	D7/523
D398,815 S *	9/1998	Hatsumoto et al.	.....	D7/533

D404,613 S *	1/1999	Hatsumoto et al.	.....	D7/510
D410,174 S *	5/1999	Sheu	.....	D7/510
D422,179 S *	4/2000	Stephenson	.....	D7/510
D438,757 S *	3/2001	Joergensen	.....	D7/510
D439,473 S *	3/2001	Lin	.....	D7/510
D483,995 S *	12/2003	Otake	.....	D7/523
D486,996 S *	2/2004	Karp	.....	D7/510
D509,408 S *	9/2005	Ward et al.	.....	D7/523
D509,707 S *	9/2005	Tien	.....	D7/510
D511,653 S *	11/2005	Oas	.....	D7/507
D534,038 S *	12/2006	Kramer et al.	.....	D7/510
D534,770 S *	1/2007	Gluck	.....	D7/532
D535,524 S *	1/2007	Kramer	.....	D7/533

\* cited by examiner

*Primary Examiner*—T. Chase Nelson

*Assistant Examiner*—Karen Acker

(74) *Attorney, Agent, or Firm*—Clement Cheng

(57) **CLAIM**

The ornamental design for a tumbler, as shown and described.

**DESCRIPTION**

FIG. 1 is a front perspective view of the tumbler.

FIG. 2 is a top perspective view of the tumbler.

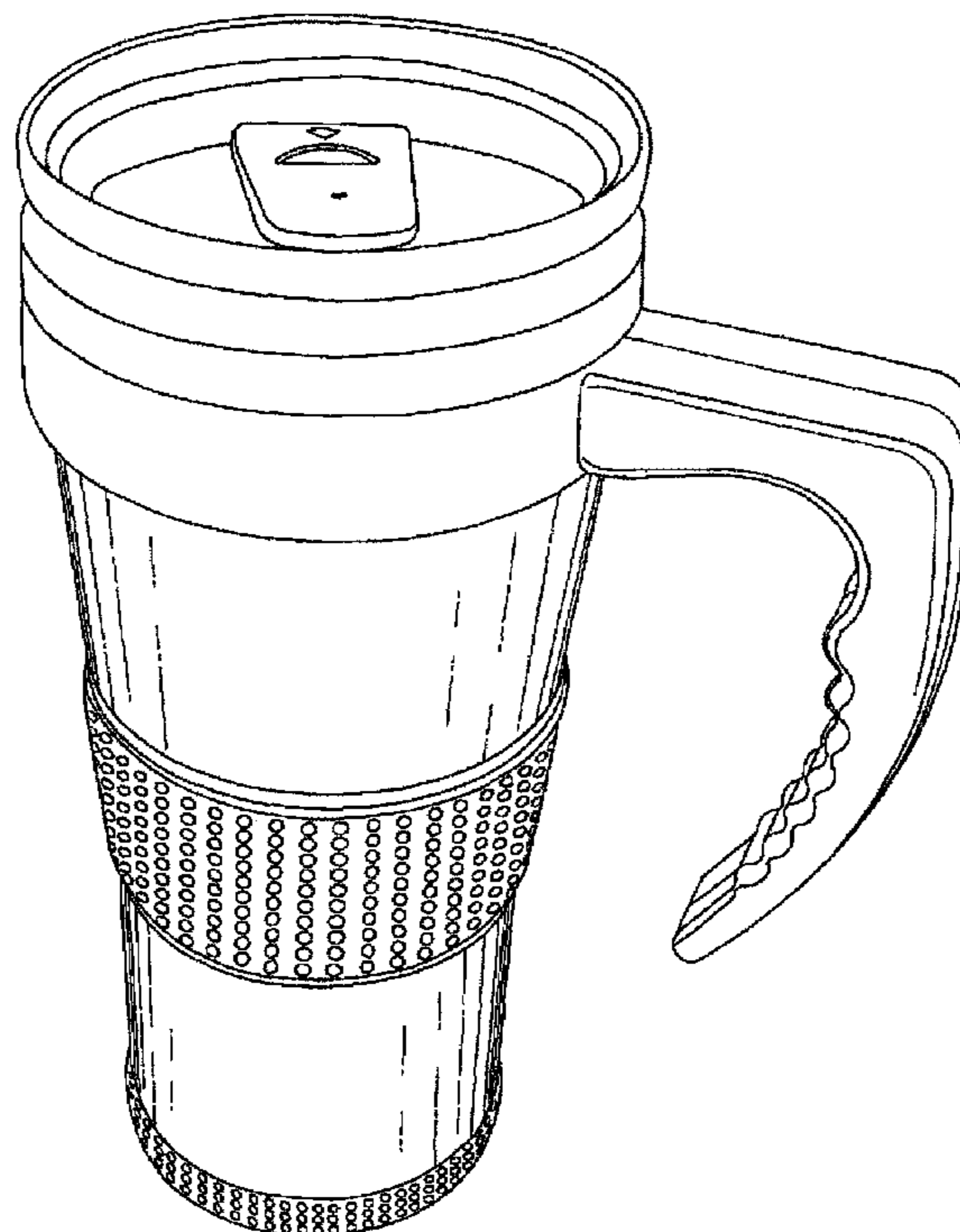
FIG. 3 is a bottom perspective view of the tumbler.

FIG. 4 is a left side perspective view of the tumbler.

FIG. 5 is a right side perspective view of the tumbler; and,

FIG. 6 is another front perspective view of the tumbler.

**1 Claim, 3 Drawing Sheets**



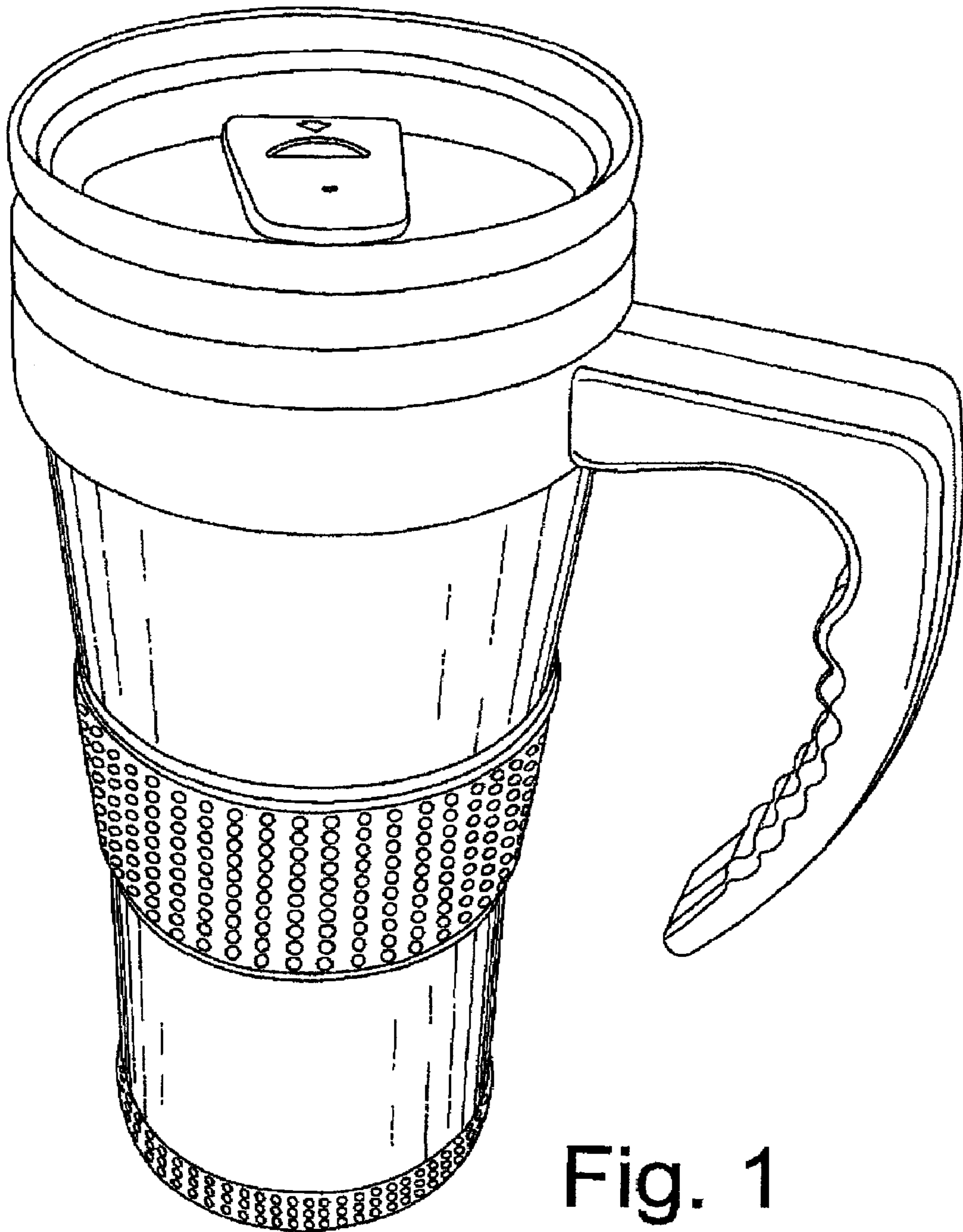


Fig. 1

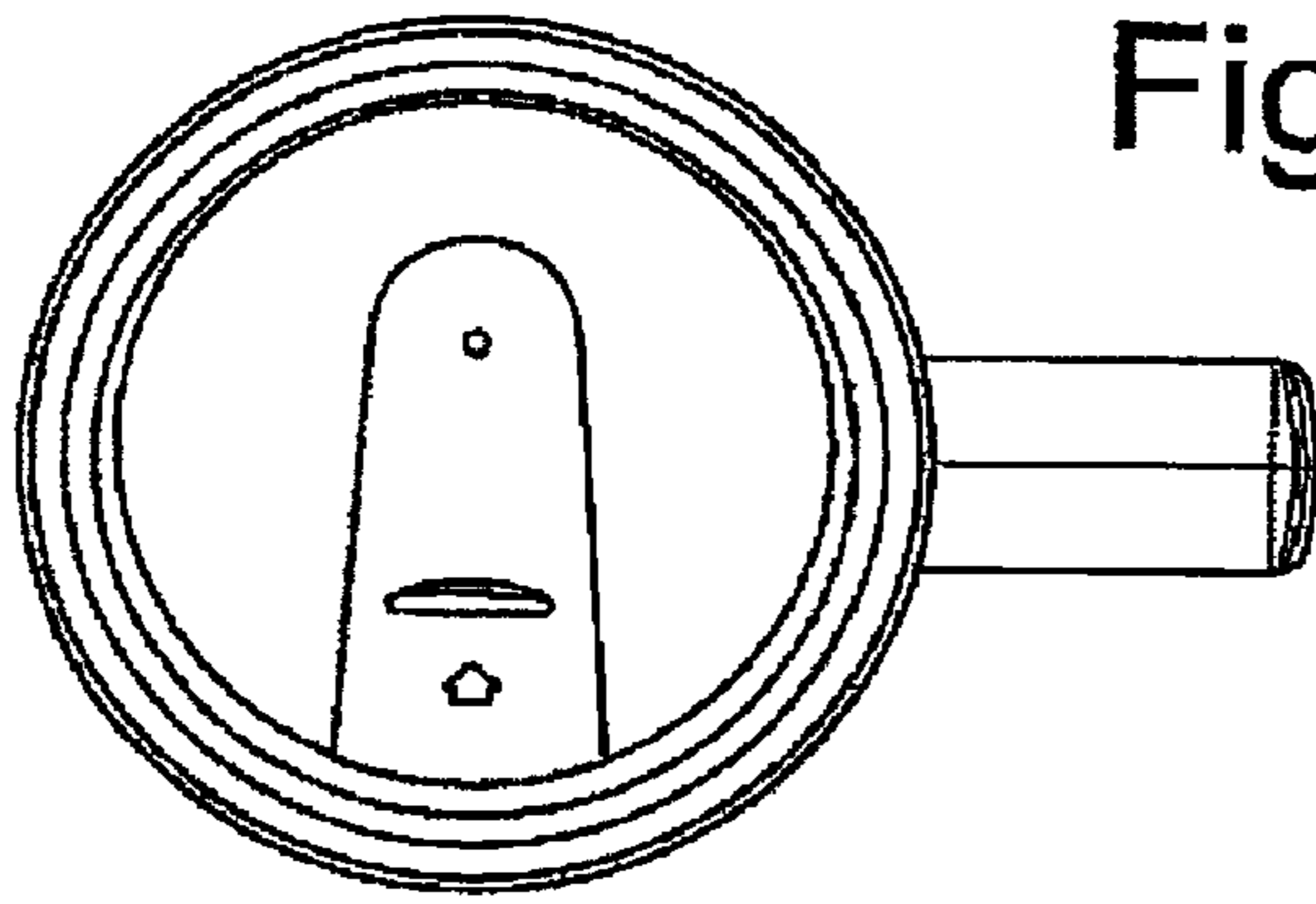


Fig. 2

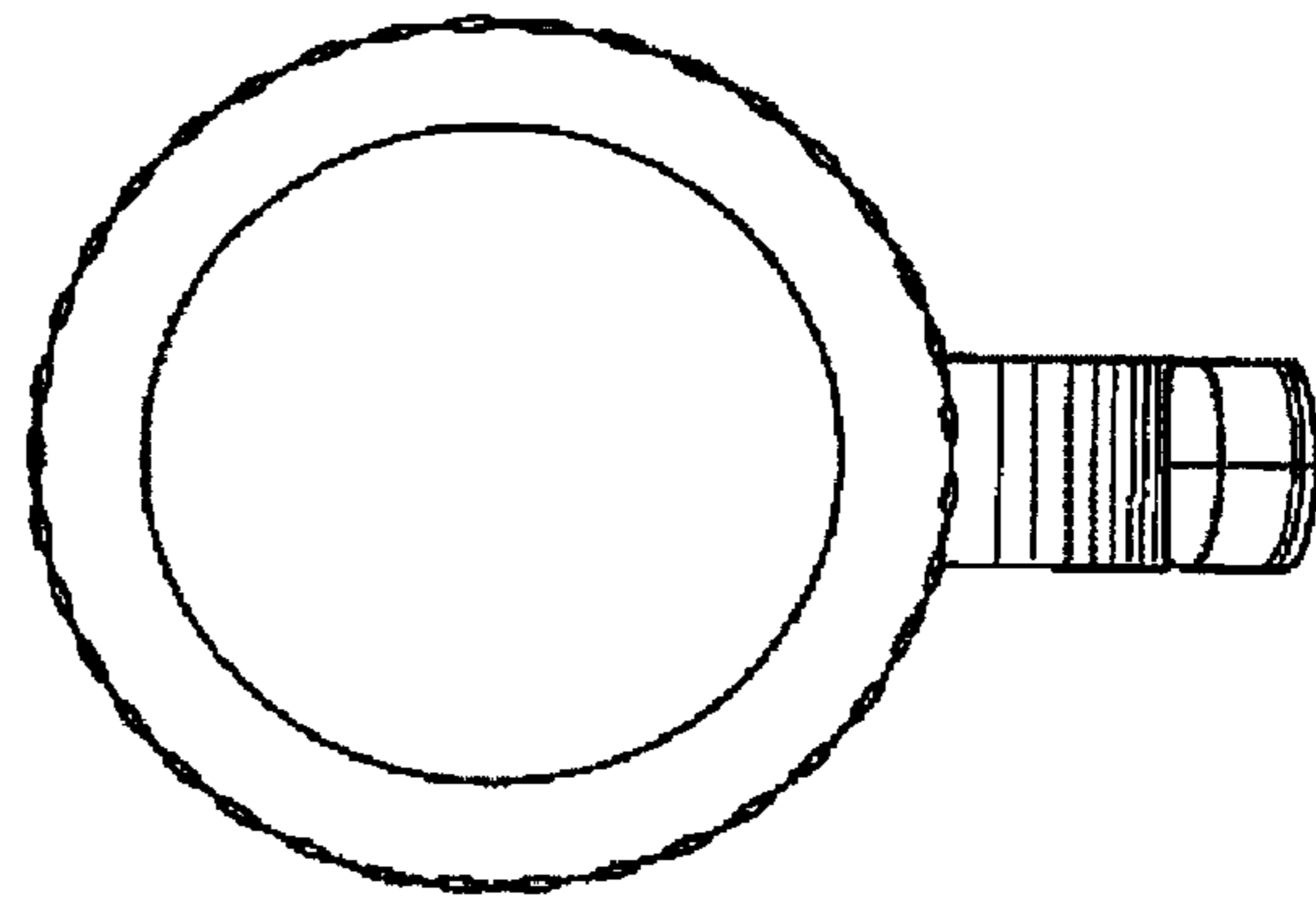


Fig. 3

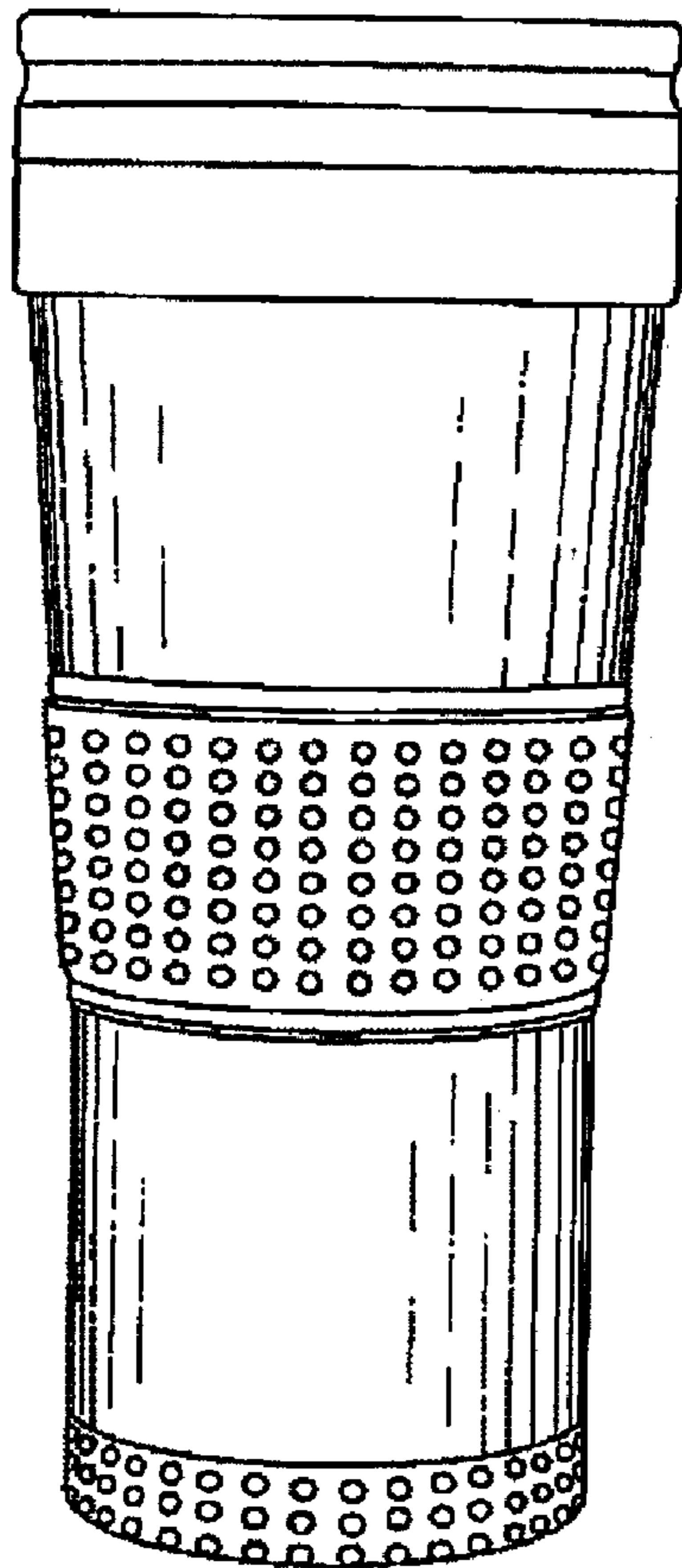


Fig. 4

Fig. 5


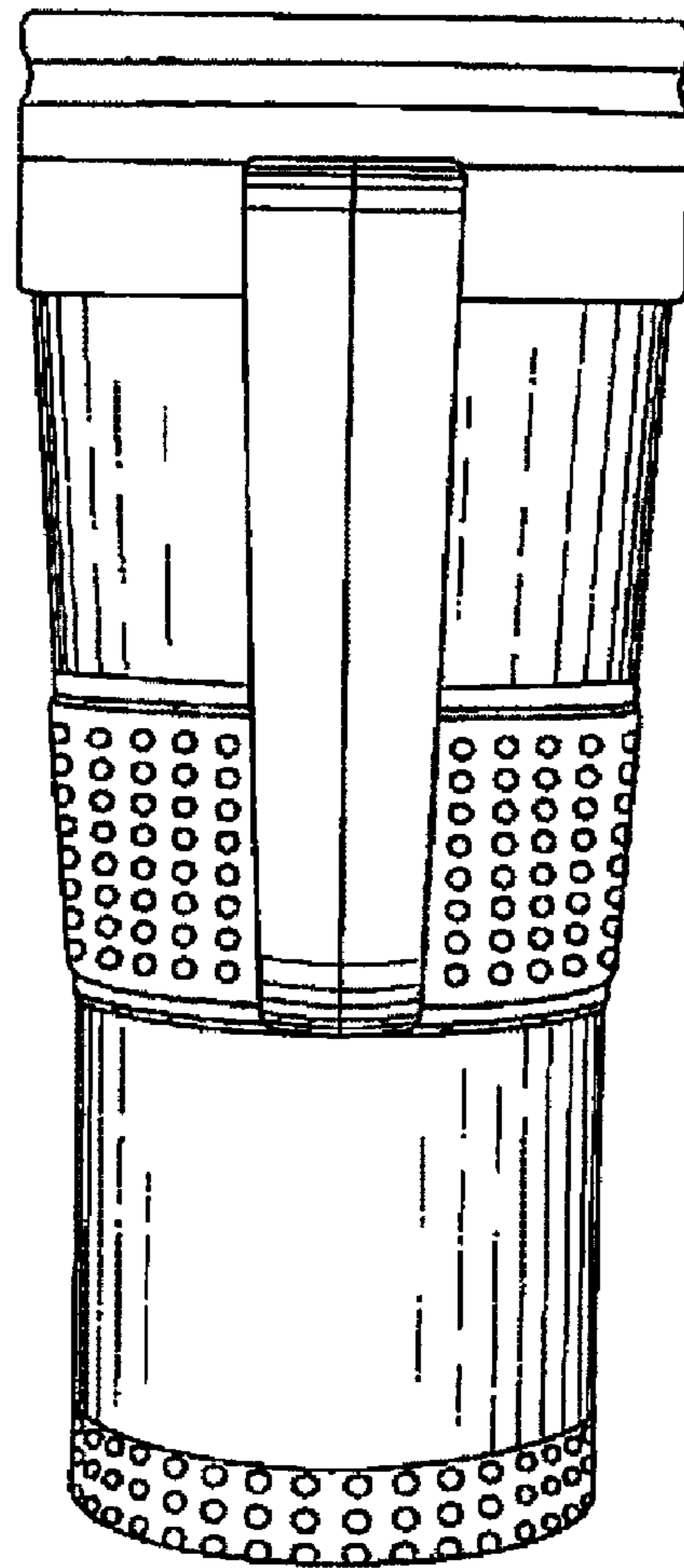


Fig. 6