

US00D545126S

(12) **United States Design Patent**
White

(10) **Patent No.:** **US D545,126 S**

(45) **Date of Patent:** **** Jun. 26, 2007**

(54) **LID FOR BLENDING APPARATUS**

(75) Inventor: **Martin White**, West Malling (GB)

(73) Assignee: **McGill Technology Limited**, Kent (GB)

(**) Term: **14 Years**

(21) Appl. No.: **29/266,692**

(22) Filed: **Sep. 27, 2006**

Related U.S. Application Data

(62) Division of application No. 29/238,982, filed on Sep. 26, 2005, now Pat. No. Des. 535,523.

Foreign Application Priority Data

Sep. 9, 2005 (EP) 000399571

(51) **LOC (8) Cl.** **07-02**

(52) **U.S. Cl.** **D7/412**

(58) **Field of Classification Search** D2/869;
D7/306, 309, 311, 376-386, 412, 413, 415,
D7/509, 523, 529, 530; D15/5, 7, 126, 139,
D15/148; D23/379, 411; 99/348, 509-511;
241/30, 33, 37.5, 101.01, 101.1-101.2, 282.2,
241/301, 285.1-285.2; 366/64, 65, 129,
366/197-214, 219, 241-254, 314, 341, 349;
415/121.1, 183, 188

See application file for complete search history.

(56) **References Cited**

U.S. PATENT DOCUMENTS

1,161,701 A * 11/1915 May 416/235
2,223,018 A 11/1940 Christensen
2,399,852 A * 5/1946 Campbell et al. 416/188
2,465,671 A 3/1949 Millingen et al.
2,484,554 A * 10/1949 Concordia et al. 416/188
2,702,571 A 2/1955 Murray
2,940,738 A 6/1960 Posener

3,240,246 A 3/1966 Dewenter
4,520,541 A 6/1985 Miki et al.
4,732,342 A 3/1988 Mobius
D296,900 S 7/1988 Randolph
4,904,158 A 2/1990 Kun
4,904,159 A * 2/1990 Wickoren 416/183
D366,935 S 2/1996 Arthun et al.
D368,480 S 4/1996 Thirumalaisamy et al.
D377,362 S 1/1997 Mihailovic
5,639,217 A 6/1997 Ohtsuki et al.
5,645,346 A 7/1997 Thuna
5,730,582 A 3/1998 Heitmann
D394,986 S * 6/1998 Lallemand D7/378
D421,546 S 3/2000 Ekstrom
D424,073 S * 5/2000 Sodergard D15/138
6,123,449 A 9/2000 Sadek-Patt

(Continued)

FOREIGN PATENT DOCUMENTS

EP 804896 A1 * 11/1997

(Continued)

OTHER PUBLICATIONS

U.S. Appl. No. 29/238,982, filed Sep. 2005, White.

Primary Examiner—Cathron C. Brooks

Assistant Examiner—Ricky Pham

(74) *Attorney, Agent, or Firm*—Nixon & Vanderhye P.C.

(57) **CLAIM**

The ornamental design for a “lid for blending apparatus,” as shown.

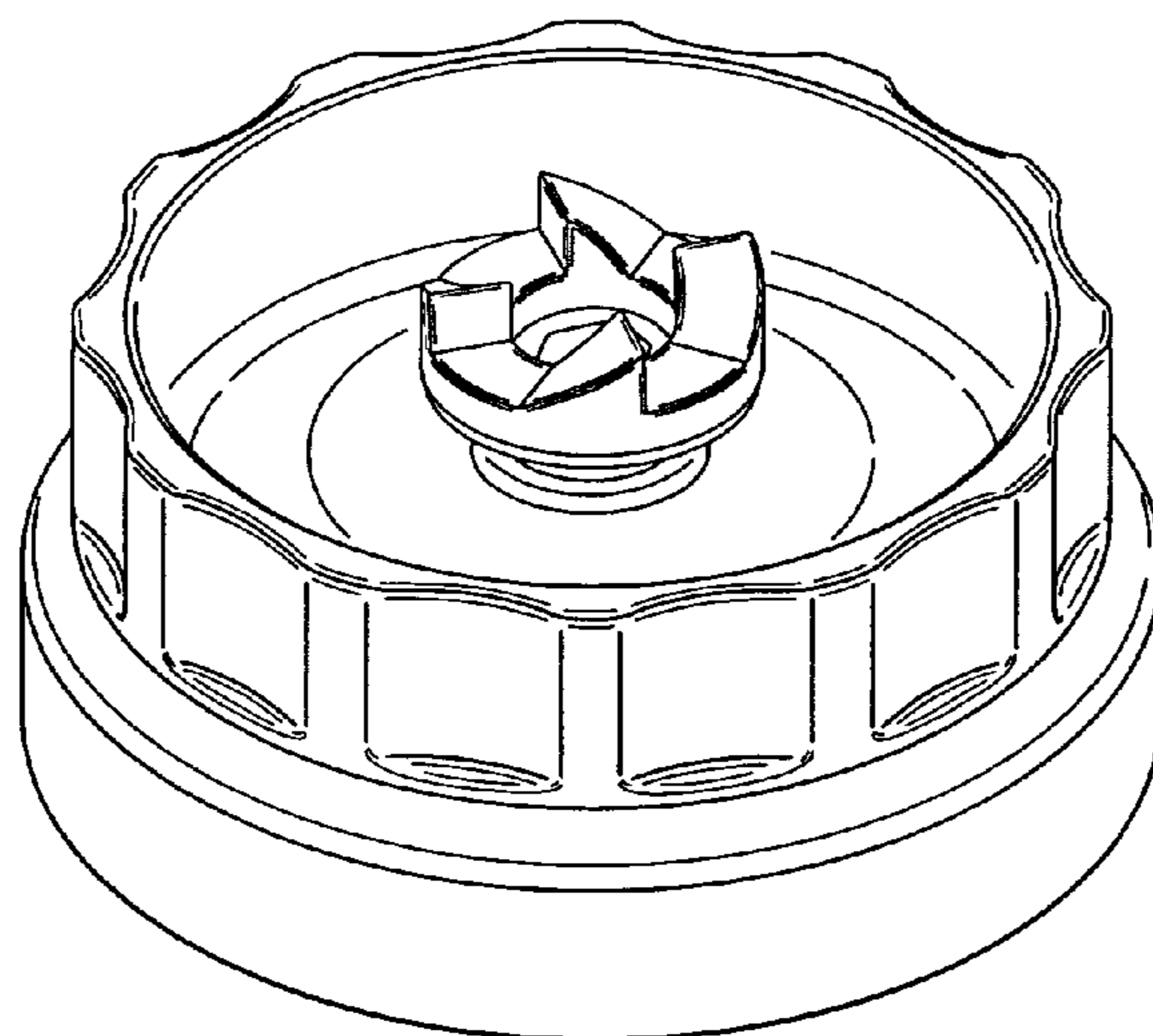
DESCRIPTION

FIG. 1 is a perspective view of a lid for blending apparatus showing my new design;

FIG. 2 is a top plan view thereof; and,

FIG. 3 is an inverted side elevational view thereof.

1 Claim, 2 Drawing Sheets



US D545,126 S

Page 2

U.S. PATENT DOCUMENTS

D451,526 S 12/2001 Lee
6,406,214 B1 6/2002 Chene
6,406,255 B1 6/2002 Angelle
6,532,863 B1 3/2003 Lee
6,632,013 B2* 10/2003 Wulf et al. 366/199
D482,847 S 12/2003 Lee
6,663,347 B2* 12/2003 Decker et al. 416/185
6,666,574 B1* 12/2003 Pryor 366/205
6,752,561 B2 6/2004 Kumar et al.
D494,192 S * 8/2004 Hirakawa et al. D15/7
D498,643 S * 11/2004 Pryor et al. D7/386
D506,823 S * 6/2005 Chiu et al. D23/379
6,904,949 B2* 6/2005 Decker et al. 164/35
D507,578 S * 7/2005 Hirakawa et al. D15/7

D507,640 S * 7/2005 Chiu et al. D23/379
D507,641 S * 7/2005 Chiu et al. D23/379
D508,560 S * 8/2005 Chiu et al. D23/379
D514,125 S 1/2006 Cook
D514,126 S * 1/2006 Tansley et al. D15/7
7,063,009 B2* 6/2006 Lin 99/492
7,097,349 B2* 8/2006 Casalmir et al. 366/309
D527,738 S * 9/2006 Pearson, Sr. D15/5
7,108,482 B2* 9/2006 Chapman 416/185
2003/0063521 A1* 4/2003 Kumar et al. 366/314

FOREIGN PATENT DOCUMENTS

FR 2820021 8/2002

* cited by examiner

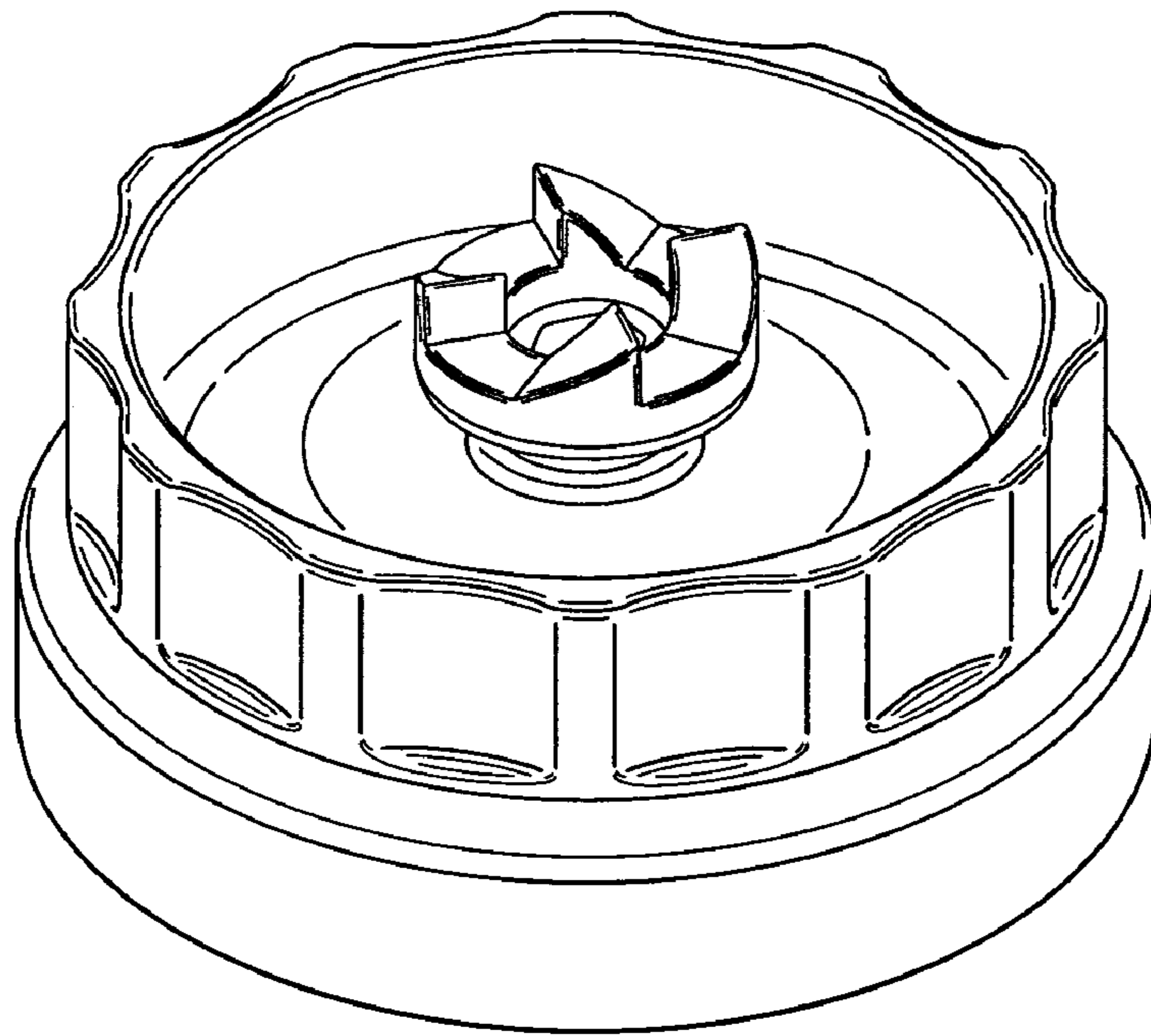


FIG. 1

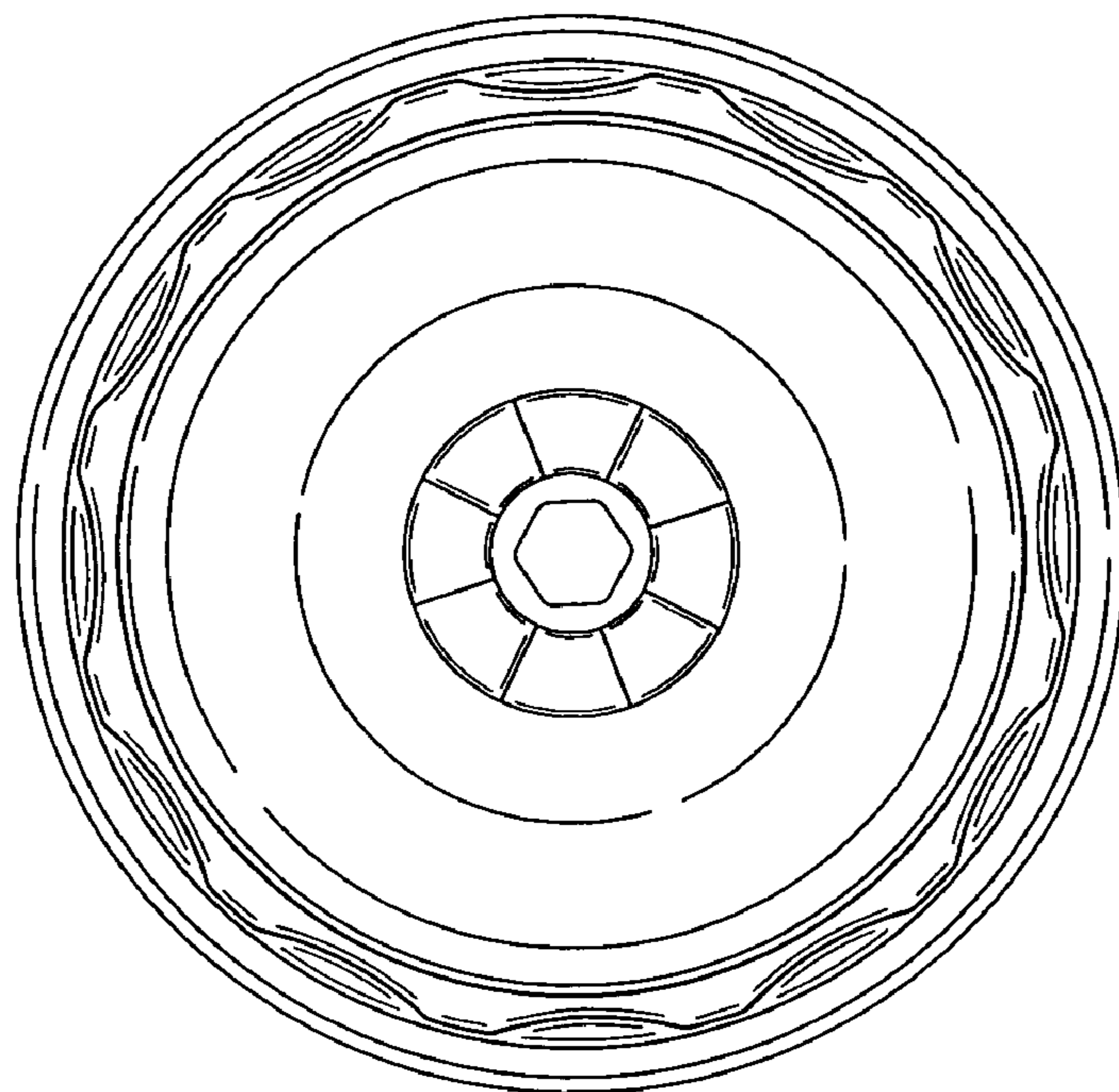


FIG. 2




FIG. 3