



US00D545122S

(12) **United States Design Patent**  
**Zemel**

(10) **Patent No.:** **US D545,122 S**  
(45) **Date of Patent:** **\*\* Jun. 26, 2007**

(54) **BARBECUE IMPLEMENT WITH WOOD LAMINATE HANDLE**

D453,463 S \* 2/2002 Chang ..... D8/107  
D496,558 S \* 9/2004 Zemel ..... D7/395  
D513,926 S \* 1/2006 Zemel ..... D7/395

(75) Inventor: **Marc Zemel**, Melville, NY (US)

\* cited by examiner

(73) Assignee: **Mr. Bar-B-Q-, Inc.**, Old Bethpage, NY (US)

*Primary Examiner*—Holly H. Baynham  
*Assistant Examiner*—Cynthia M. Chin

(\*\*) Term: **14 Years**

(74) *Attorney, Agent, or Firm*—Seth Natter; Natter & Natter

(21) Appl. No.: **29/275,861**

(57) **CLAIM**

(22) Filed: **Jan. 8, 2007**

The ornamental design for a barbecue implement with wood laminate handle, as shown and described.

**Related U.S. Application Data**

**DESCRIPTION**

(62) Division of application No. 29/256,034, filed on Mar. 15, 2006.

(51) **LOC (8) Cl.** ..... **07-02**

(52) **U.S. Cl.** ..... **D7/395**

(58) **Field of Classification Search** ..... D7/393–395,  
D7/664, 683, 685–688, 693, 401.2; D8/4,  
D8/52, 107, 307; D4/135, 138, 129; 16/110.1,  
16/430, 431; 30/340; 294/3, 8.5, 11, 16,  
294/99.2, 99.1, 119

See application file for complete search history.

FIG. 1 is a front elevational view of a barbecue implement with wood laminate handle showing my new design, the rear elevational view being a mirror image thereof;

FIG. 2 is a left side view thereof;

FIG. 3 is a right side view thereof;

FIG. 4 is the opposite side of the right portion of the handle shown in FIG. 3, the opposite side of the left portion of the handles shown in FIG. 2 being a mirror image thereof;

FIG. 5 is a top plan view of the left portion thereof, the bottom plan view being a mirror image thereof; and,

FIG. 6 is a top plan view of the right portion thereof, the bottom plan view being a mirror image thereof.

The broken lines are for illustrative purposes only and form no part of the claimed design.

Elements of the handle are shown separately in FIGS. 4-6 for clarity of illustration.

(56) **References Cited**

**U.S. PATENT DOCUMENTS**

- D29,378 S \* 9/1898 Hadden ..... D7/693
- D250,080 S \* 10/1978 Kavalaris ..... D7/686
- D254,770 S \* 4/1980 Christen, Jr. .... D7/664
- D255,512 S \* 6/1980 Christen, Jr. .... D4/135
- D412,814 S \* 8/1999 Fielding et al. .... D7/692
- D447,385 S \* 9/2001 Saunders et al. .... D7/395
- D448,609 S \* 10/2001 Hay et al. .... D7/395

**1 Claim, 1 Drawing Sheet**

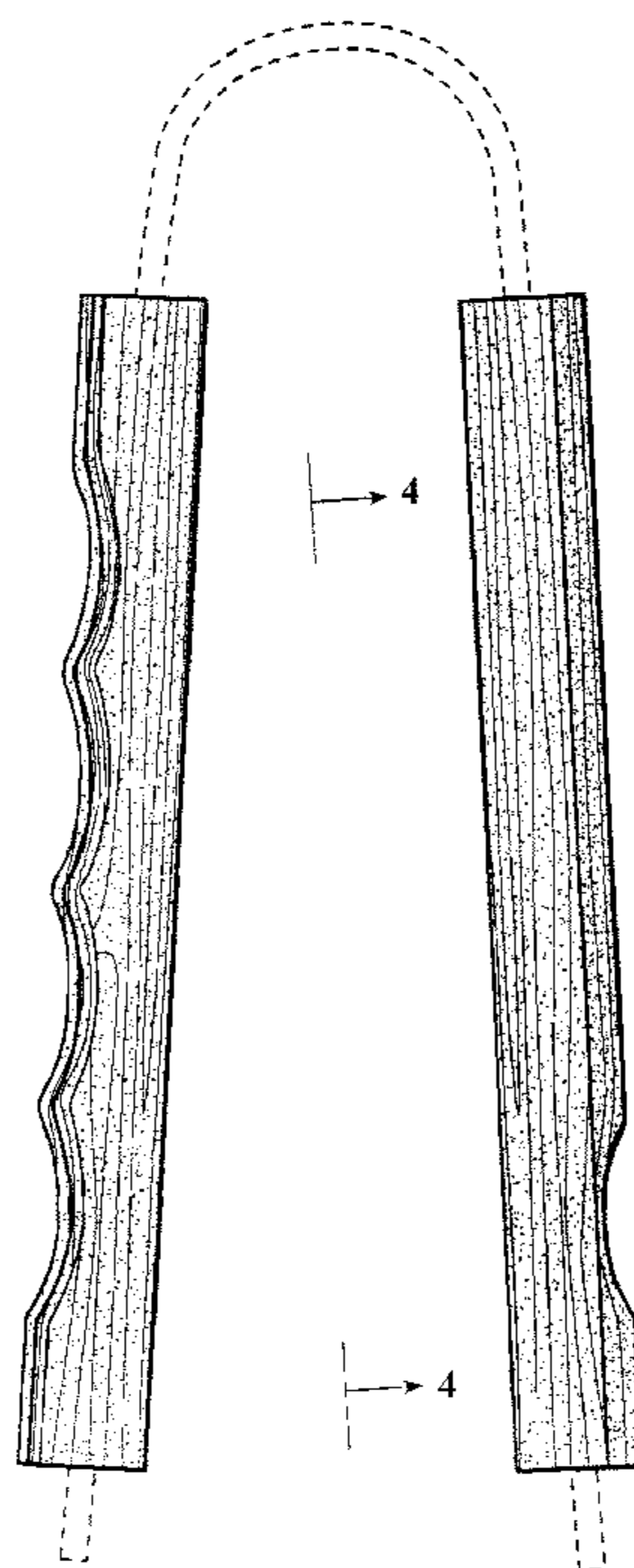


Fig. 1

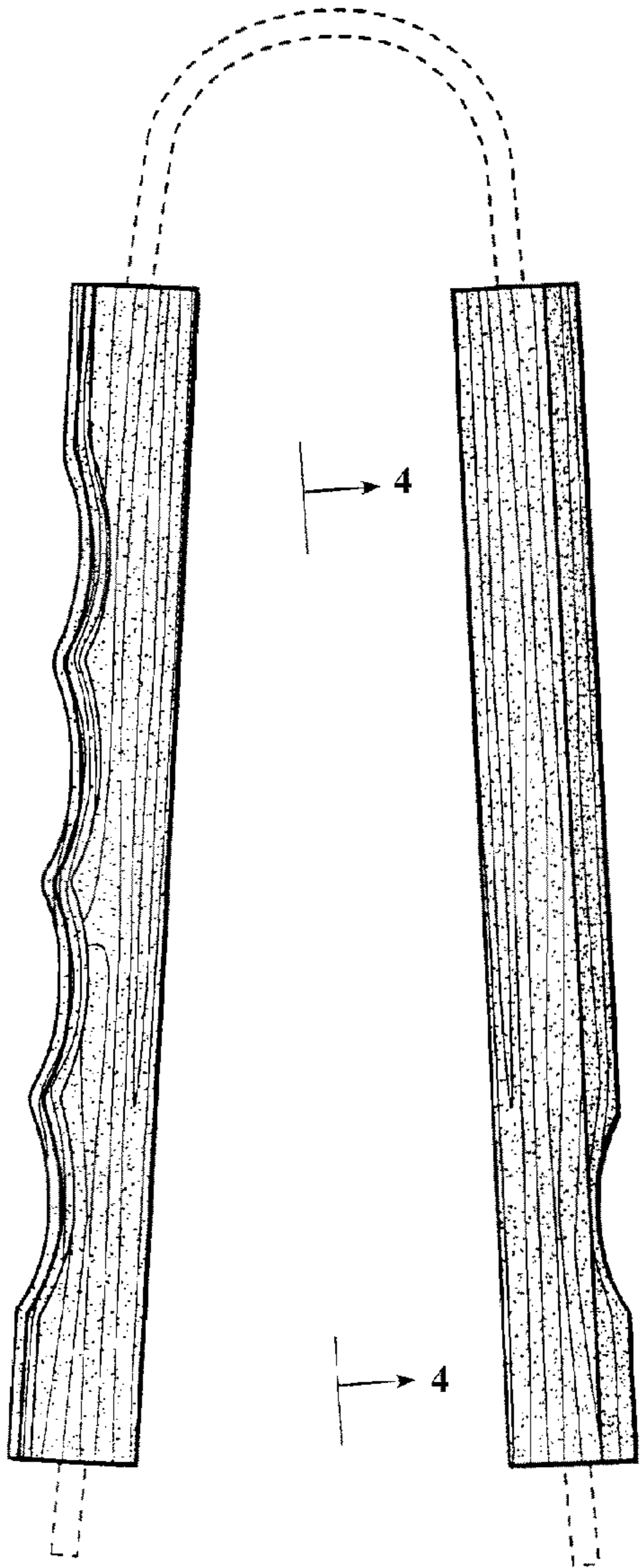


Fig. 5




Fig. 6




Fig. 2




Fig. 3




Fig. 4