



US00D545103S

(12) **United States Design Patent**
Shapiro et al.

(10) **Patent No.:** **US D545,103 S**

(45) **Date of Patent:** **** Jun. 26, 2007**

(54) **LOCKER VANITY**

(75) Inventors: **Bruce Shapiro**, Highland Park, IL
(US); **David Shapiro**, Chicago, IL
(US); **David Stone**, Highland Park, IL
(US)

(73) Assignee: **It's Academic of Illinois, Inc.**,
Northbrook, IL (US)

(**) Term: **14 Years**

(21) Appl. No.: **29/232,836**

(22) Filed: **Aug. 18, 2005**

(51) **LOC (8) Cl.** **06-04**

(52) **U.S. Cl.** **D6/559**

(58) **Field of Classification Search** D6/553,
D6/559, 560-561, 329, 396, 432, 448, 436-439,
D6/444-446, 569; 312/209, 234, 224-225,
312/242, 245; 206/320, 823; D19/75-86
See application file for complete search history.

(56) **References Cited**

U.S. PATENT DOCUMENTS

D224,592 S *	8/1972	Dodge	D6/559
4,076,350 A *	2/1978	Crist	312/242
D333,402 S *	2/1993	Ancona et al.	D6/559
D353,068 S *	12/1994	Goldstein	D6/559
D403,907 S *	1/1999	Kato	D6/559
D418,347 S *	1/2000	Dragonette	D6/559

D419,353 S *	1/2000	Kato	D6/559
D420,543 S *	2/2000	Tisbo et al.	D6/559
D426,996 S *	6/2000	Kourembanas	D6/559
D490,857 S *	6/2004	Snell	D19/78
D497,069 S *	10/2004	Aisley et al.	D6/559
D501,337 S *	2/2005	Berger et al.	D6/569

* cited by examiner

Primary Examiner—Brian N Vinson

(74) *Attorney, Agent, or Firm*—Wood, Phillips, Katz, Clark
& Mortimer

(57) **CLAIM**

The ornamental design for a locker vanity, substantially as
shown and described.

DESCRIPTION

FIG. 1 is a perspective view of a locker vanity showing our
new design;

FIG. 2 is a rear elevational view thereof;

FIG. 3 is a front elevational view thereof;

FIG. 4 is a left side elevational view thereof;

FIG. 5 is a right side elevational view thereof;

FIG. 6 is a top plan view thereof, the bottom plan view being
identical thereto; and,

FIG. 7 is a perspective view thereof with the door in its open
position.

1 Claim, 4 Drawing Sheets

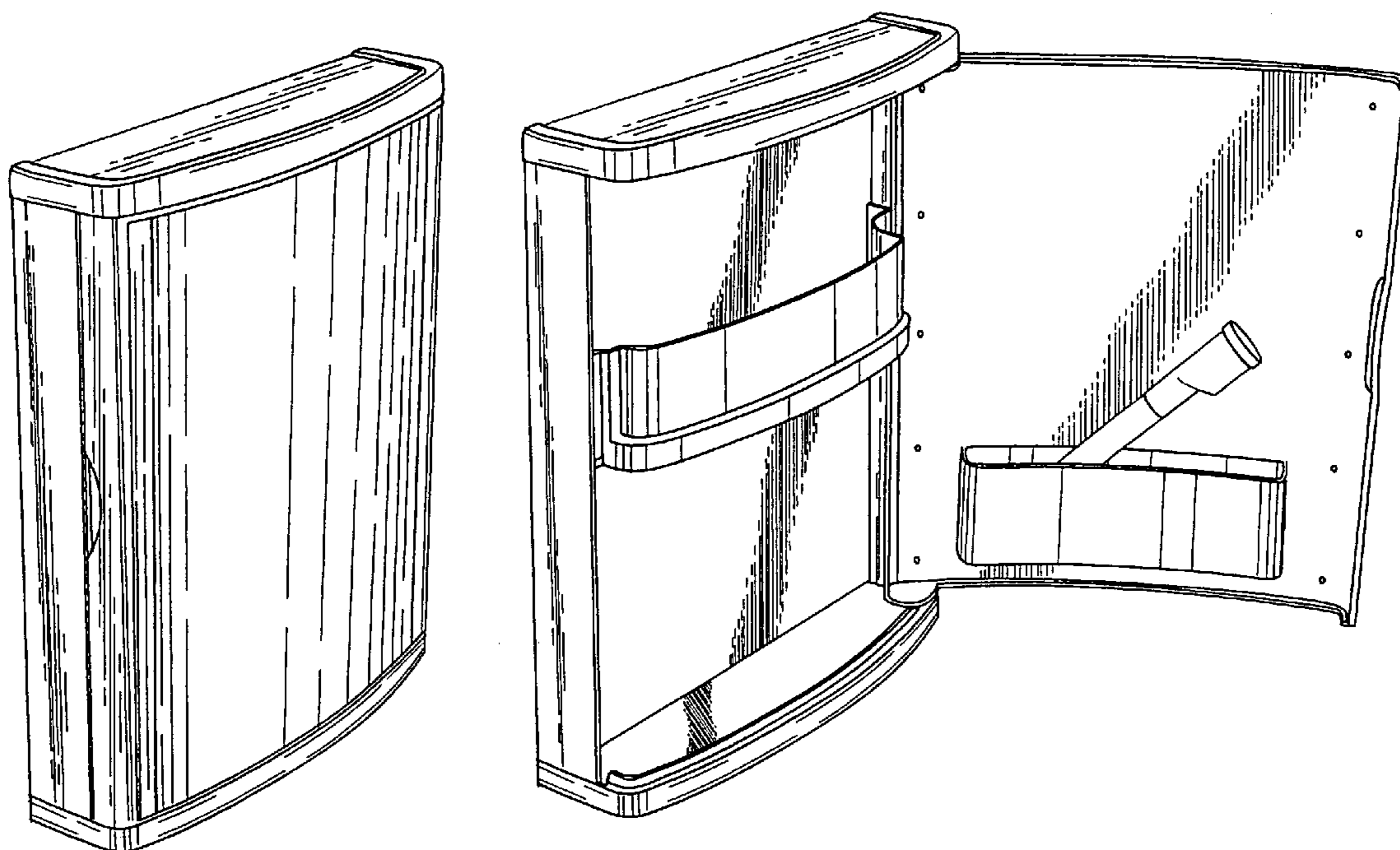


Fig. 1

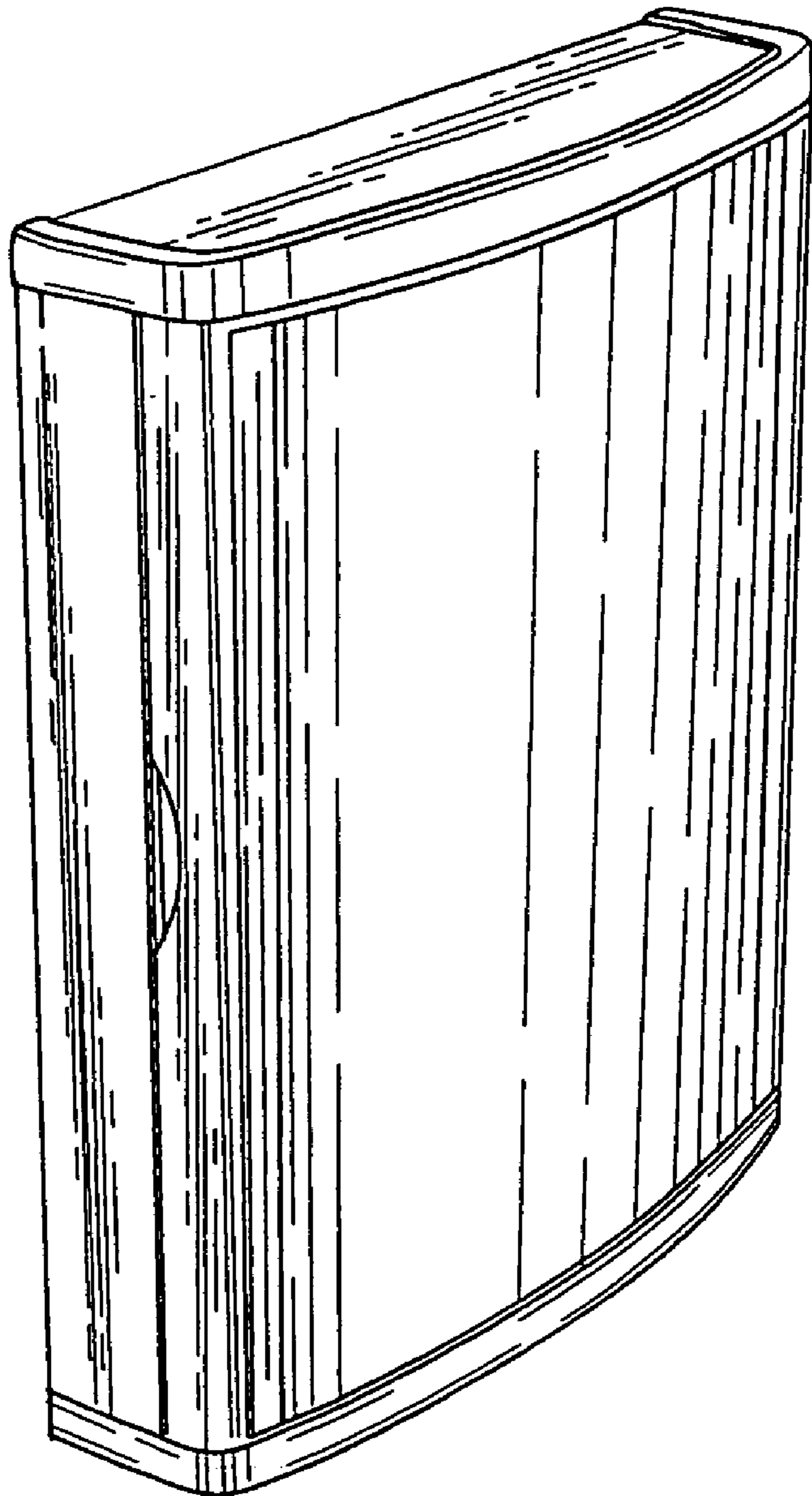


Fig. 2

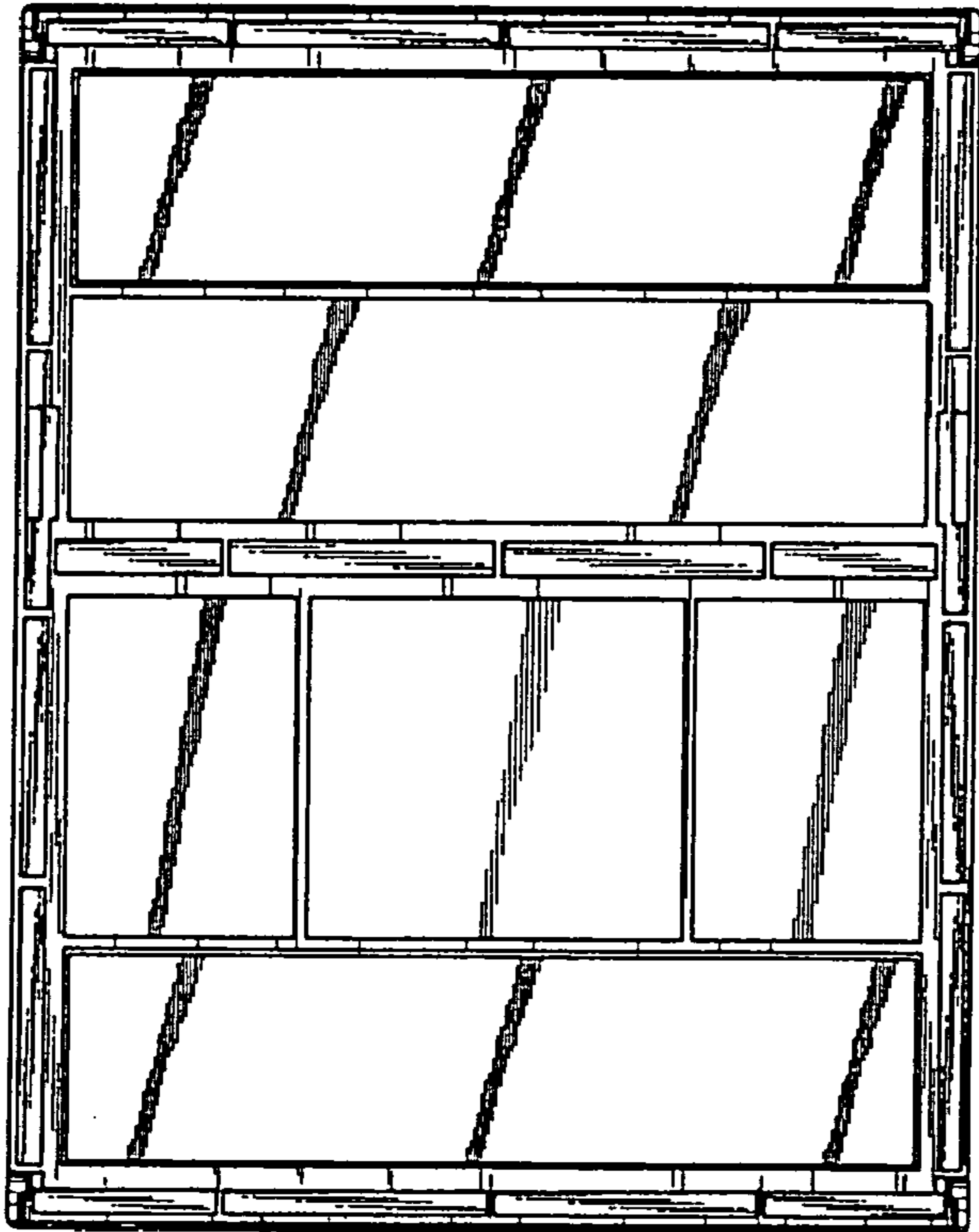


Fig. 3

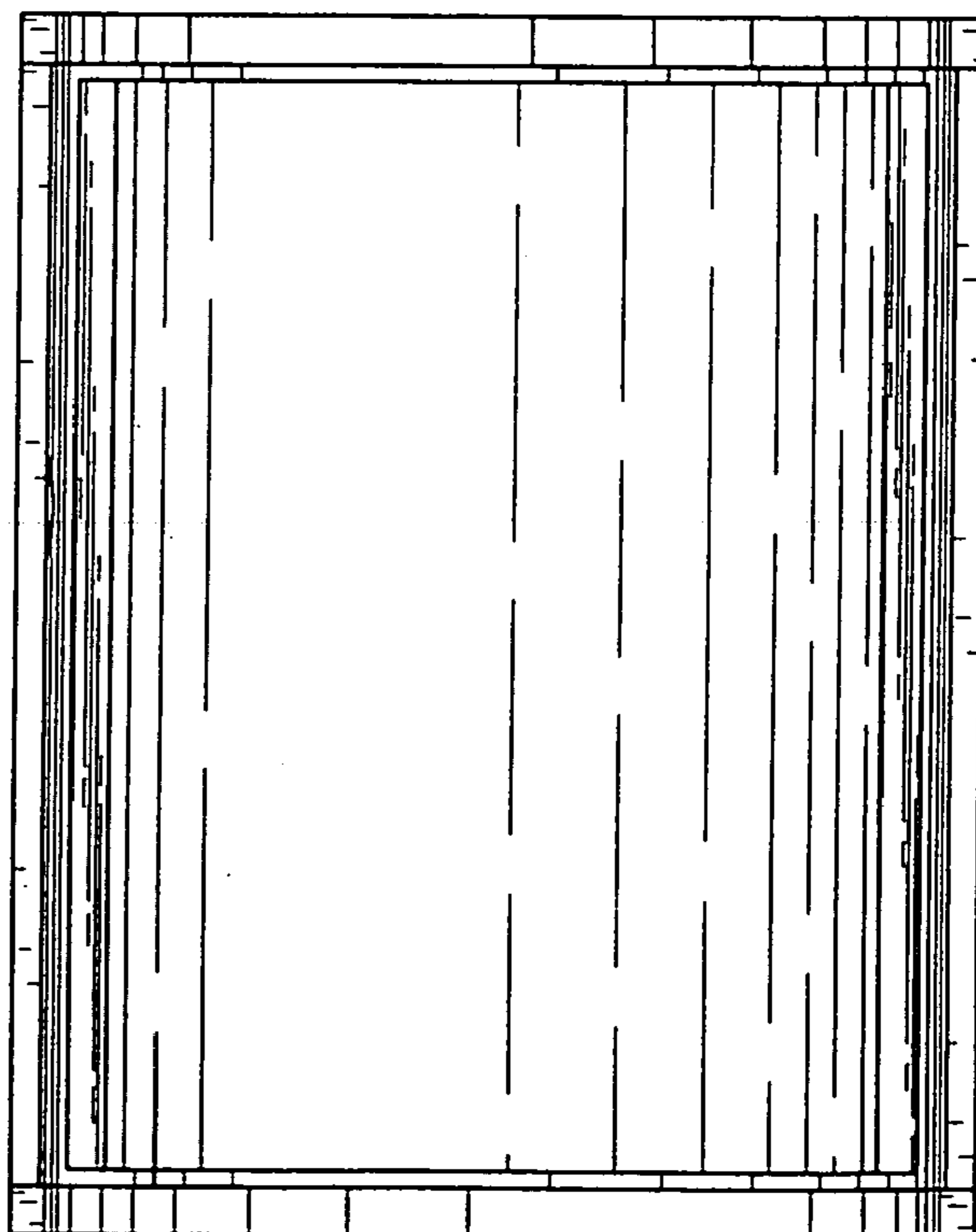


Fig. 4




Fig. 5




Fig. 6

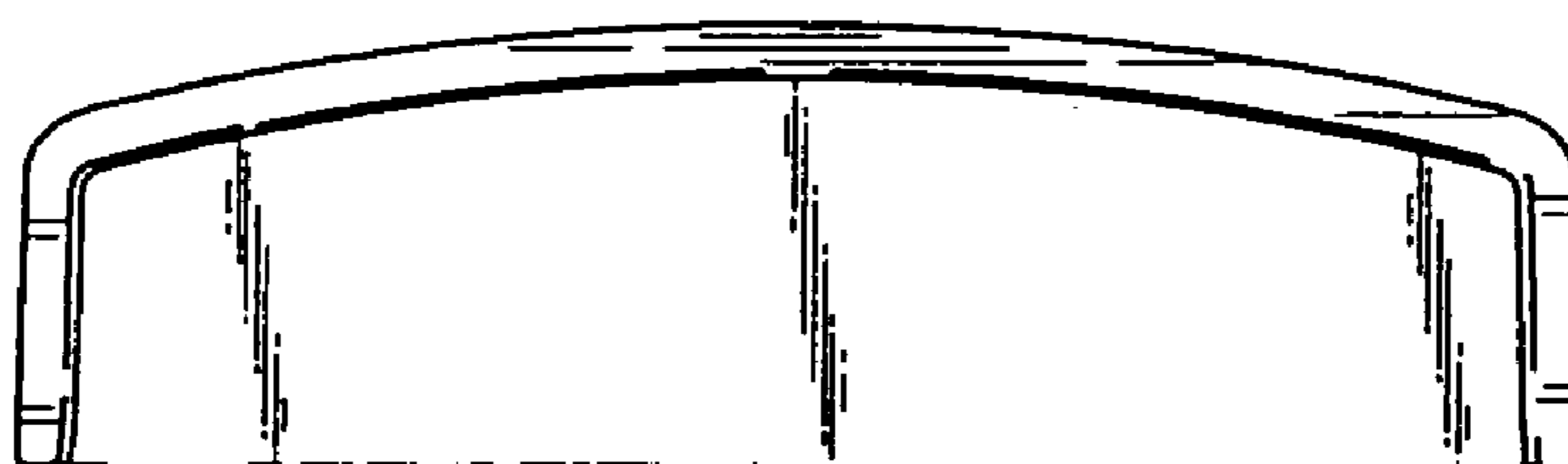


Fig. 7

