



US00D545102S

(12) **United States Design Patent**
Bright

(10) **Patent No.:** **US D545,102 S**

(45) **Date of Patent:** **** Jun. 26, 2007**

(54) **MAGAZINE RACK**

D416,156 S * 11/1999 Mutti D6/559

(75) Inventor: **Travis Bright**, Flat Rock, NC (US)

* cited by examiner

(73) Assignee: **Zenith Products Corp.**, New Castle, DE (US)

Primary Examiner—Brian N Vinson

(74) *Attorney, Agent, or Firm*—Akin Gump Strauss Hauer & Feld LLP

(**) Term: **14 Years**

(57) **CLAIM**

(21) Appl. No.: **29/231,819**

The ornamental design for a magazine rack, as shown and described.

(22) Filed: **Jun. 10, 2005**

(51) **LOC (8) Cl.** **06-04**

DESCRIPTION

(52) **U.S. Cl.** **D6/559**

FIG. 1 is a perspective view of a magazine rack showing my new design;

(58) **Field of Classification Search** D6/553,
D6/567, 559–561, 573; 312/34.1, 34.3, 34.8,
312/183, 34.24, 233–34, 242; 211/13.1,
211/16, 42

FIG. 2 is a front elevational view thereof;

FIG. 3 is a right side view thereof; and

FIG. 4 is a top plan view thereof;

See application file for complete search history.

FIG. 5 is an alternate perspective view thereof;

FIG. 6 is a front elevational view thereof;

FIG. 7 is a right side view thereof; and,

FIG. 8 is a top plan view thereof.

(56) **References Cited**

U.S. PATENT DOCUMENTS

D358,052 S * 5/1995 Carpenter D6/519
D368,819 S * 4/1996 Lemmons D6/519

1 Claim, 4 Drawing Sheets





Fig-1

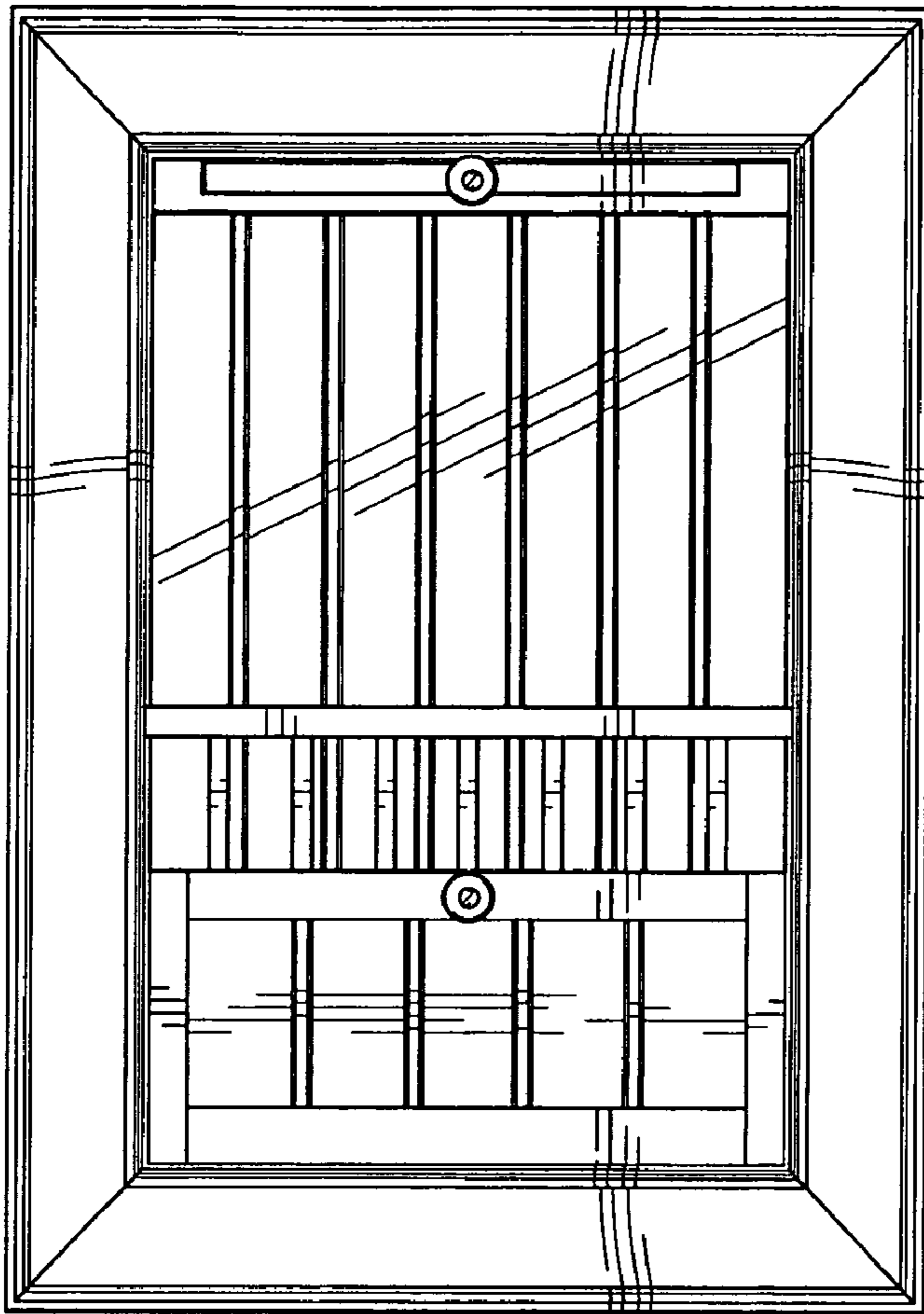


Fig-2




Fig-3

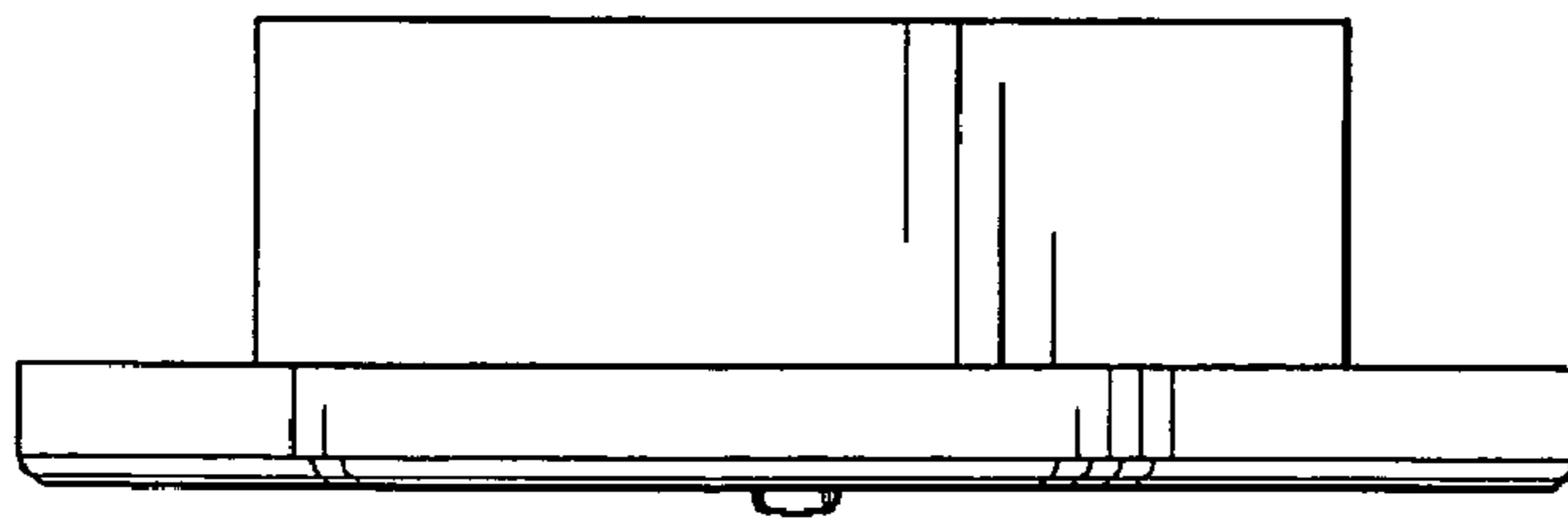


Fig-4




Fig-5




Fig-6

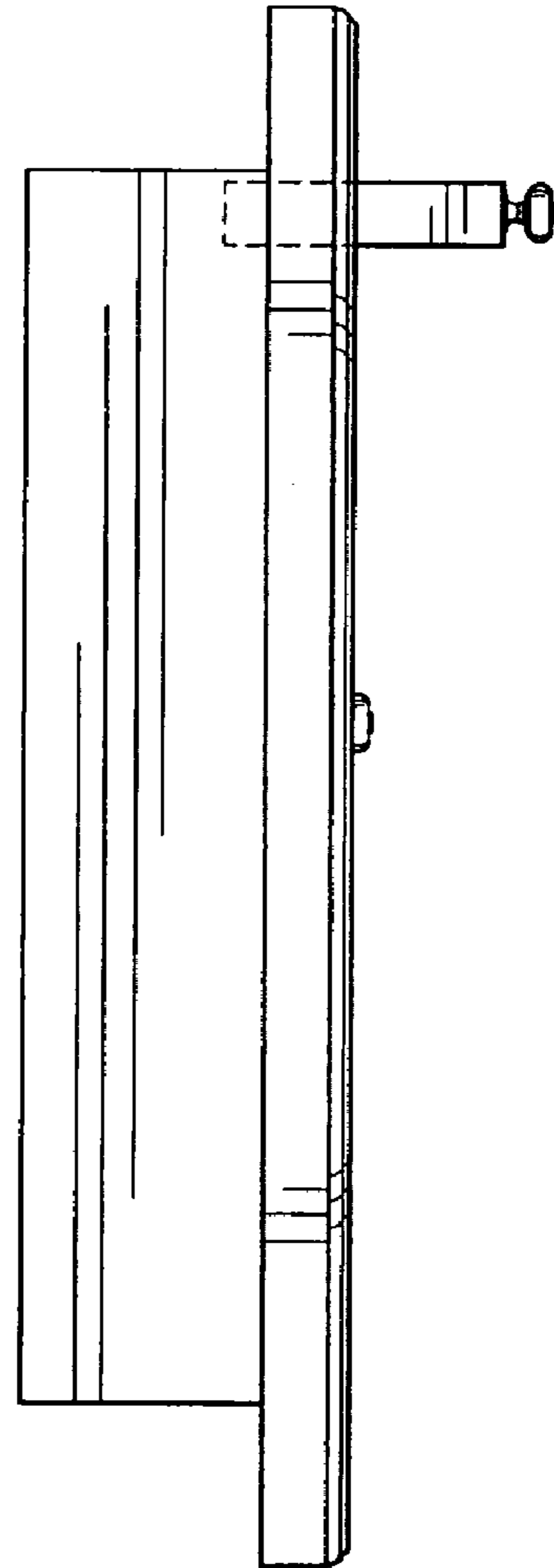


Fig-7

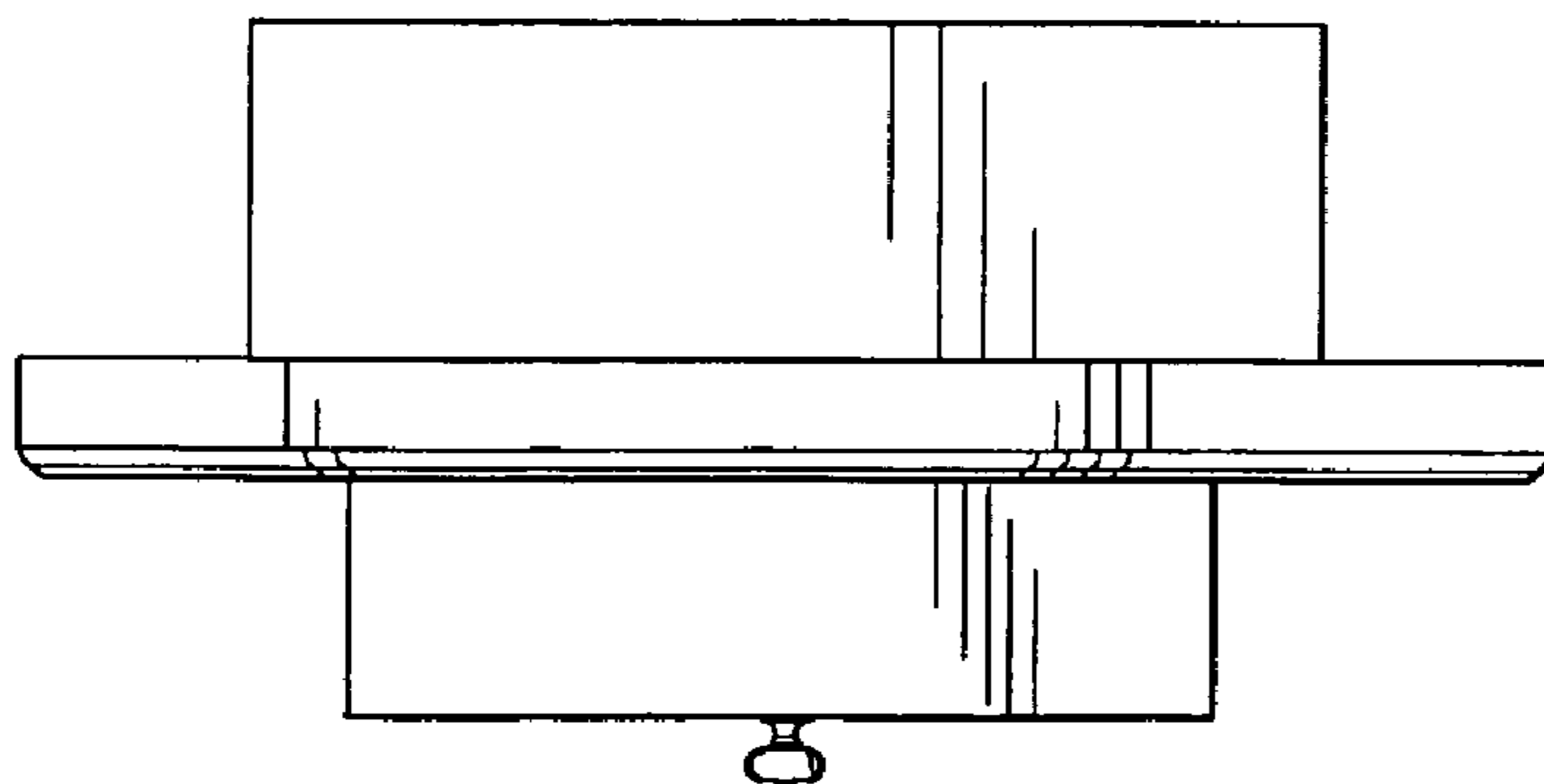


Fig-8