



US00D545100S

(12) **United States Design Patent**
Dretzka

(10) **Patent No.:** **US D545,100 S**
(45) **Date of Patent:** **** Jun. 26, 2007**

(54) **SOAP DISH**

D533,382 S * 12/2006 Snell D6/536

(75) Inventor: **Philip C. Dretzka**, Cleveland Heights,
OH (US)

(73) Assignee: **InterDesign, Inc.**, Solon, OH (US)

(**) Term: **14 Years**

(21) Appl. No.: **29/265,709**

(22) Filed: **Sep. 7, 2006**

(51) **LOC (8) Cl.** **23-02**

(52) **U.S. Cl.** **D6/536**

(58) **Field of Classification Search** D6/529,
D6/536-540; D7/502, 550, 554.2, 56; 206/77.1,
206/557, 587, 823; 211/13.1, 85.4, 85.12;
D9/682, 690, 692

See application file for complete search history.

(56) **References Cited**

U.S. PATENT DOCUMENTS

D356,914 S	*	4/1995	Cecula	D6/536
D478,232 S	*	8/2003	Dretzka	D6/536
D498,103 S	*	11/2004	Dretzka	D6/536
D499,291 S	*	12/2004	Snell	D6/536
D532,635 S	*	11/2006	Snell	D6/536

OTHER PUBLICATIONS

2004 InterDesign, Inc. product brochure, p. 18, 24, 30 w/front &
back cover.

* cited by examiner

Primary Examiner—Brian N Vinson

(74) *Attorney, Agent, or Firm*—D. Peter Hochberg; Sean
Mellino

(57) **CLAIM**

The ornamental design for a soap dish, as shown and
described.

DESCRIPTION

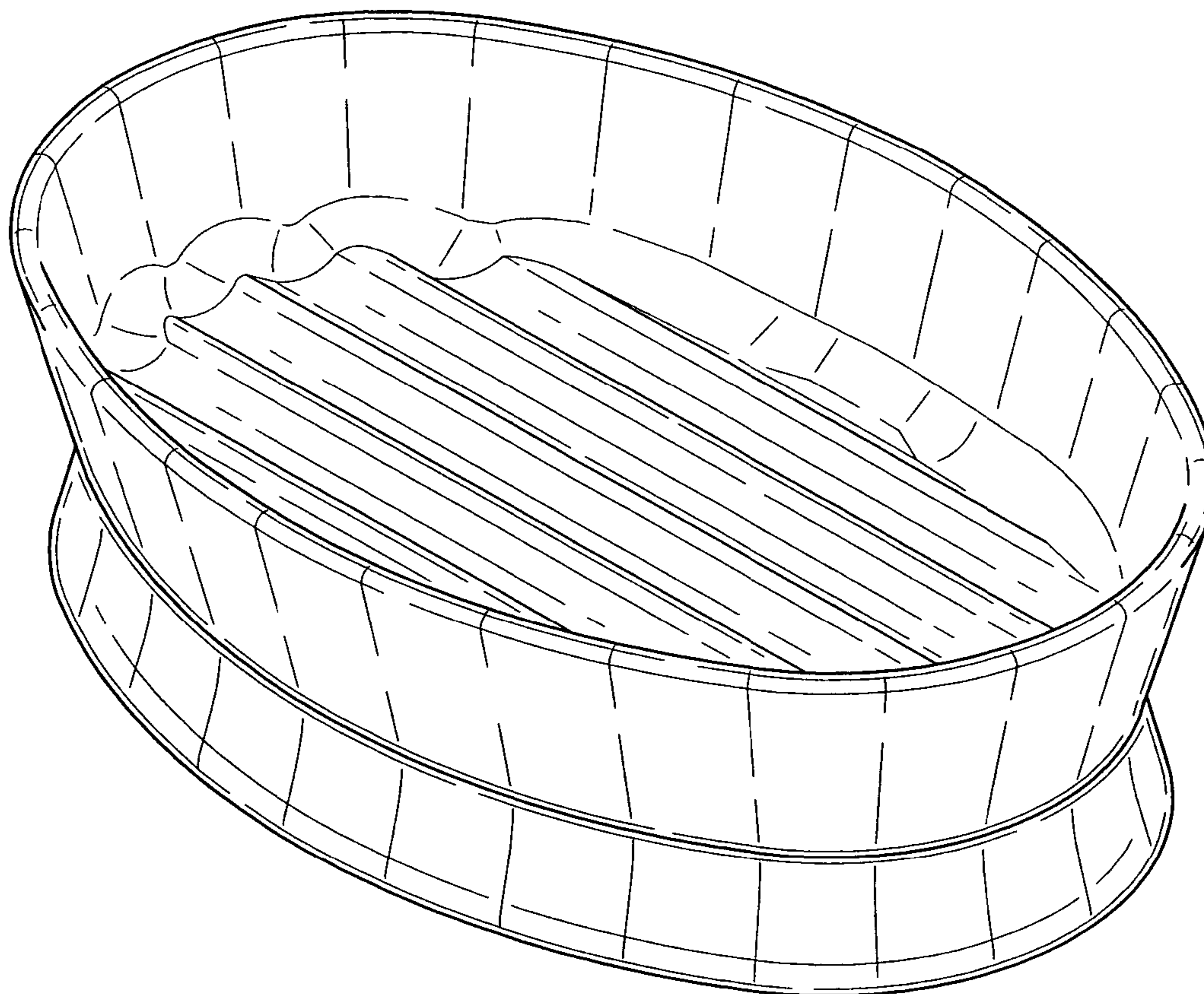
FIG. 1 is a perspective view of the soap dish according to the
invention;

FIG. 2 is a top view of the soap dish as shown in FIG. 1;
FIG. 3 is a bottom view of the soap dish as shown in FIG.
1;

FIG. 4 is a front view of the soap dish as shown in FIG. 1;
and,

FIG. 5 is a side view of the soap dish as shown in FIG. 1.

1 Claim, 3 Drawing Sheets



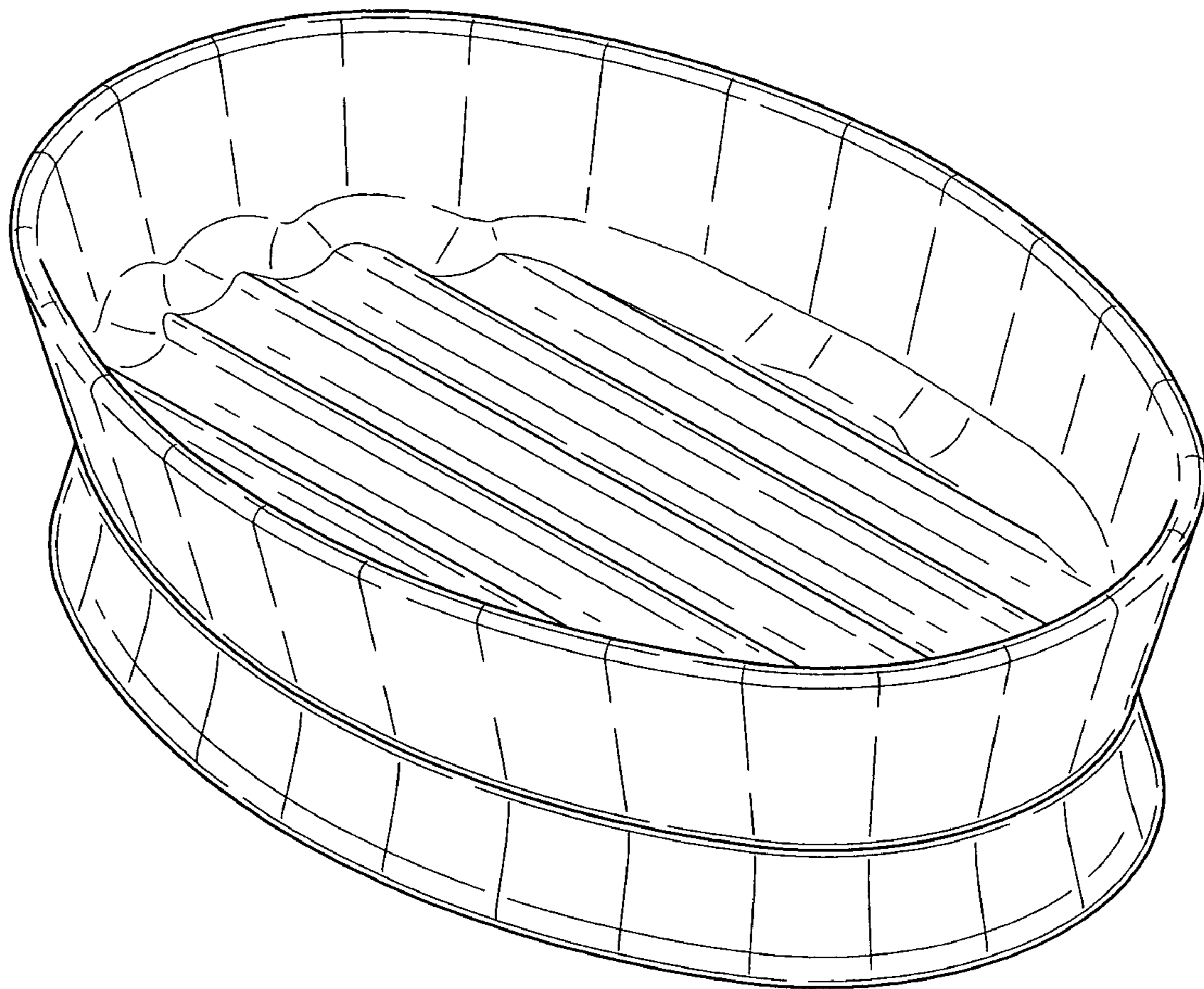


FIG-1

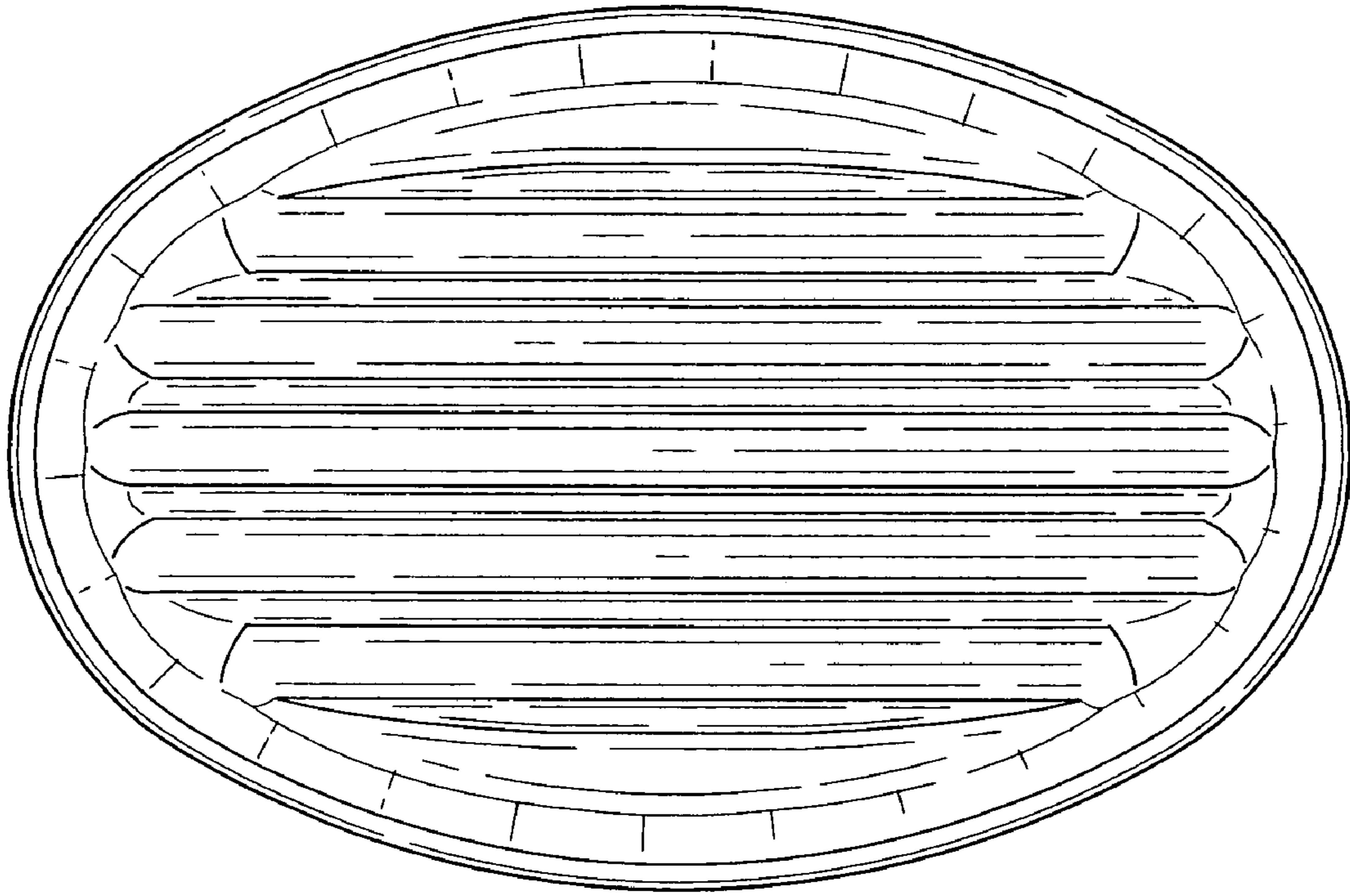


FIG-2

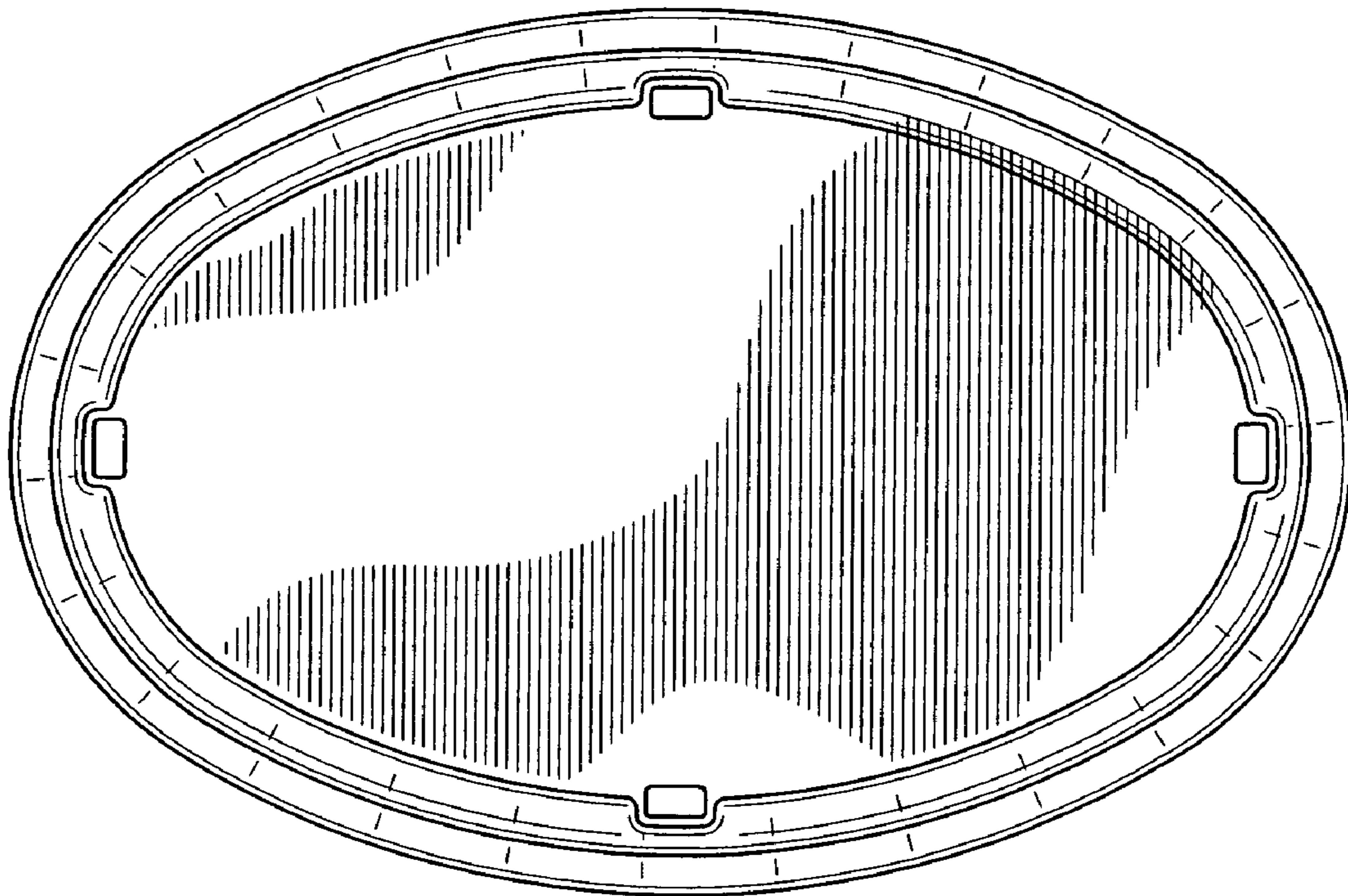


FIG-3




FIG-4




FIG-5