

US00D545098S

(12) **United States Design Patent**
Wolfson

(10) **Patent No.:** **US D545,098 S**

(45) **Date of Patent:** **** Jun. 26, 2007**

(54) **PAPER ROLL DISPENSER**

D511,429 S * 11/2005 Lor D6/520
D527,936 S * 9/2006 Sirkis D6/520

(76) Inventor: **Marla Wolfson**, 18 Evans Dr.,
Brookville, NY (US) 11545

* cited by examiner

(**) Term: **14 Years**

Primary Examiner—Brian N Vinson
(74) *Attorney, Agent, or Firm*—Robert L. Epstein; Epstein
Drangel Bazerman & James

(21) Appl. No.: **29/240,840**

(22) Filed: **Oct. 19, 2005**

(57) **CLAIM**

(51) **LOC (8) Cl.** **20-02**

The ornamental design for a paper roll dispenser, as shown
and described.

(52) **U.S. Cl.** **D6/520**

(58) **Field of Classification Search** D6/515–523;
D3/201; 206/389, 391, 407, 409; 312/34.1,
312/34.8; 211/16, 85.5, 59.2; 221/92, 97,
221/185, 282–284; 242/159, 160.2, 550,
242/560, 590, 595, 588, 598

DESCRIPTION

See application file for complete search history.

FIG. 1 is a top and front perspective view of a paper roll
dispenser showing a first embodiment of my new design;

FIG. 2 is a top, rear, and right side perspective view thereof;

FIG. 3 is a top, right side, and front perspective view thereof;

FIG. 4 is a bottom, front, and left side perspective view
thereof;

FIG. 5 is a top, left side and front perspective view of a paper
roll dispenser showing a second embodiment of my new
design;

FIG. 6 is a top, front, and right side perspective view thereof;

FIG. 7 is a top and rear perspective view thereof; and,


FIG. 8 is a bottom, front, and right side perspective view
thereof.

(56) **References Cited**

U.S. PATENT DOCUMENTS

D306,104 S *	2/1990	Merdic	D6/523
D374,584 S *	10/1996	Freeman	D6/519
D407,588 S *	4/1999	Padilla	D6/520
D430,984 S *	9/2000	Camarena	D6/520
6,302,350 B1 *	10/2001	Burrell et al.	242/560
D450,542 S *	11/2001	Tramontina	D6/518
D472,398 S *	4/2003	Sparkowski	D6/518
D475,227 S *	6/2003	Clarke	D6/520
D478,737 S *	8/2003	Sparkowski	D6/518
D482,914 S *	12/2003	Prasad	D6/515
D508,354 S *	8/2005	D'Agostino	D6/520

1 Claim, 8 Drawing Sheets



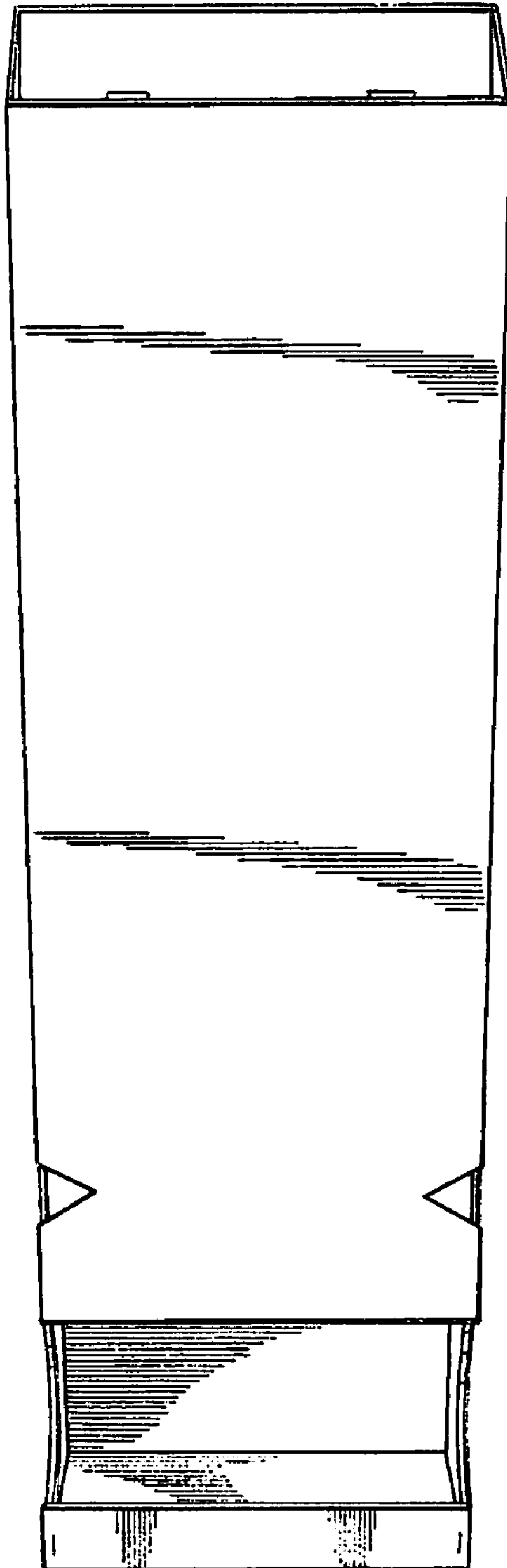


Fig. 1




Fig. 2

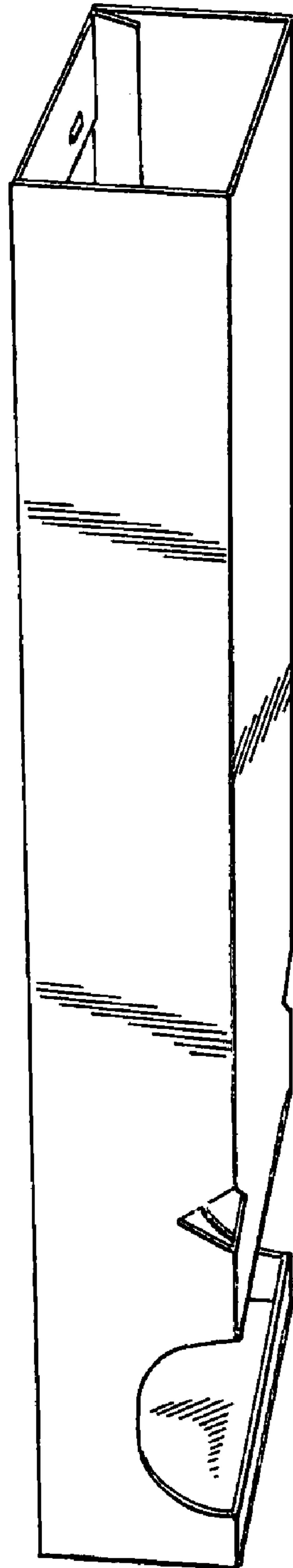


Fig. 3

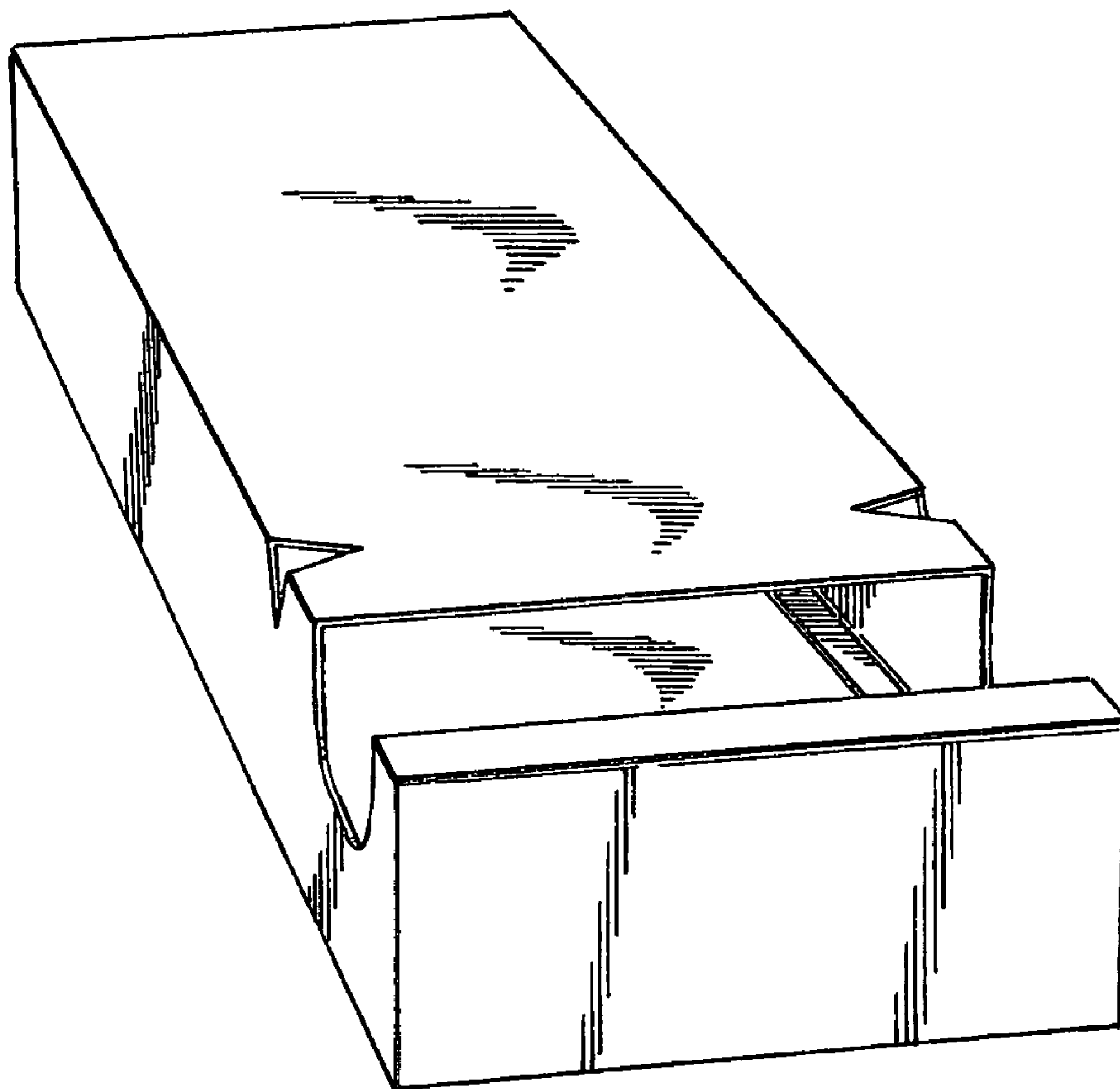


Fig. 4

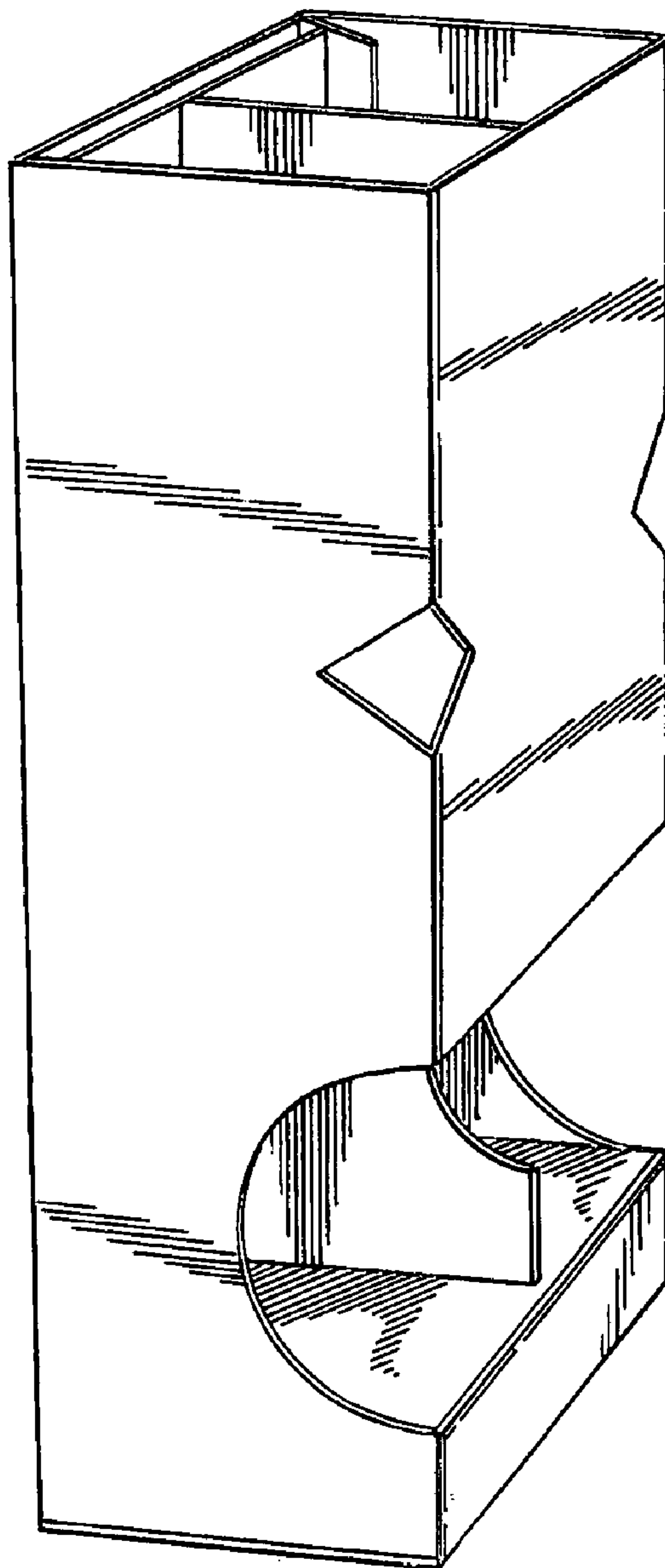


Fig. 5

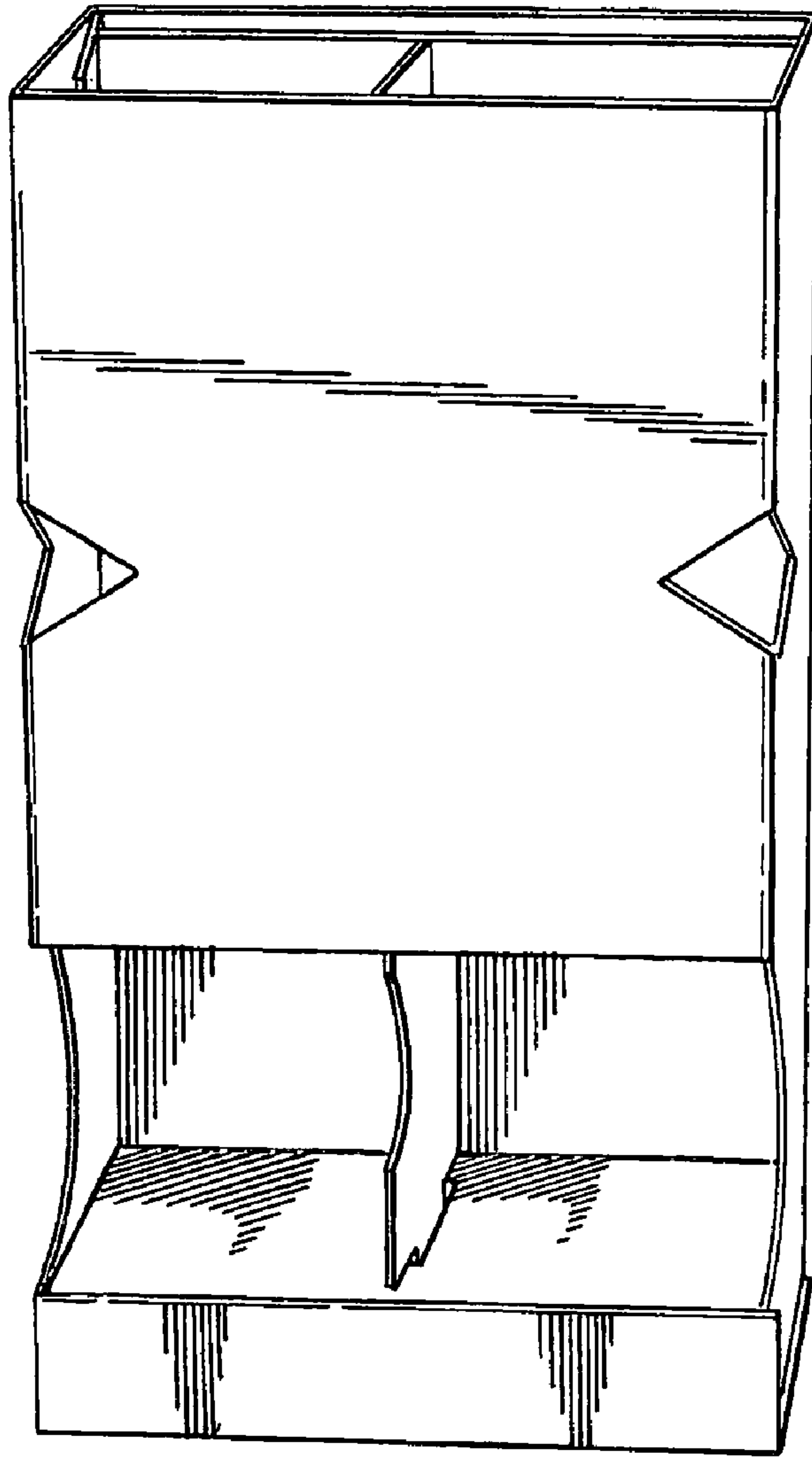


Fig. 6

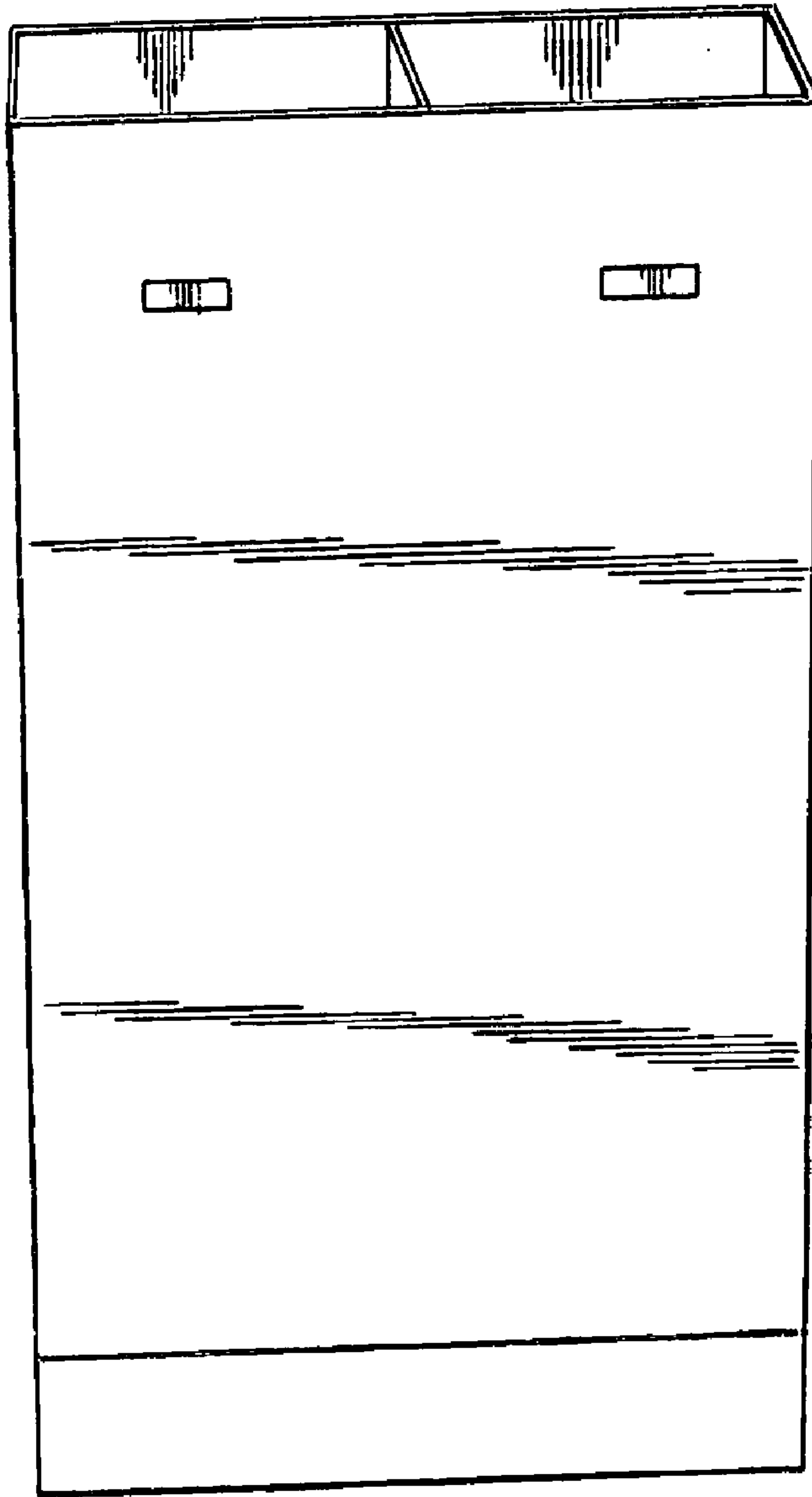


Fig. 7

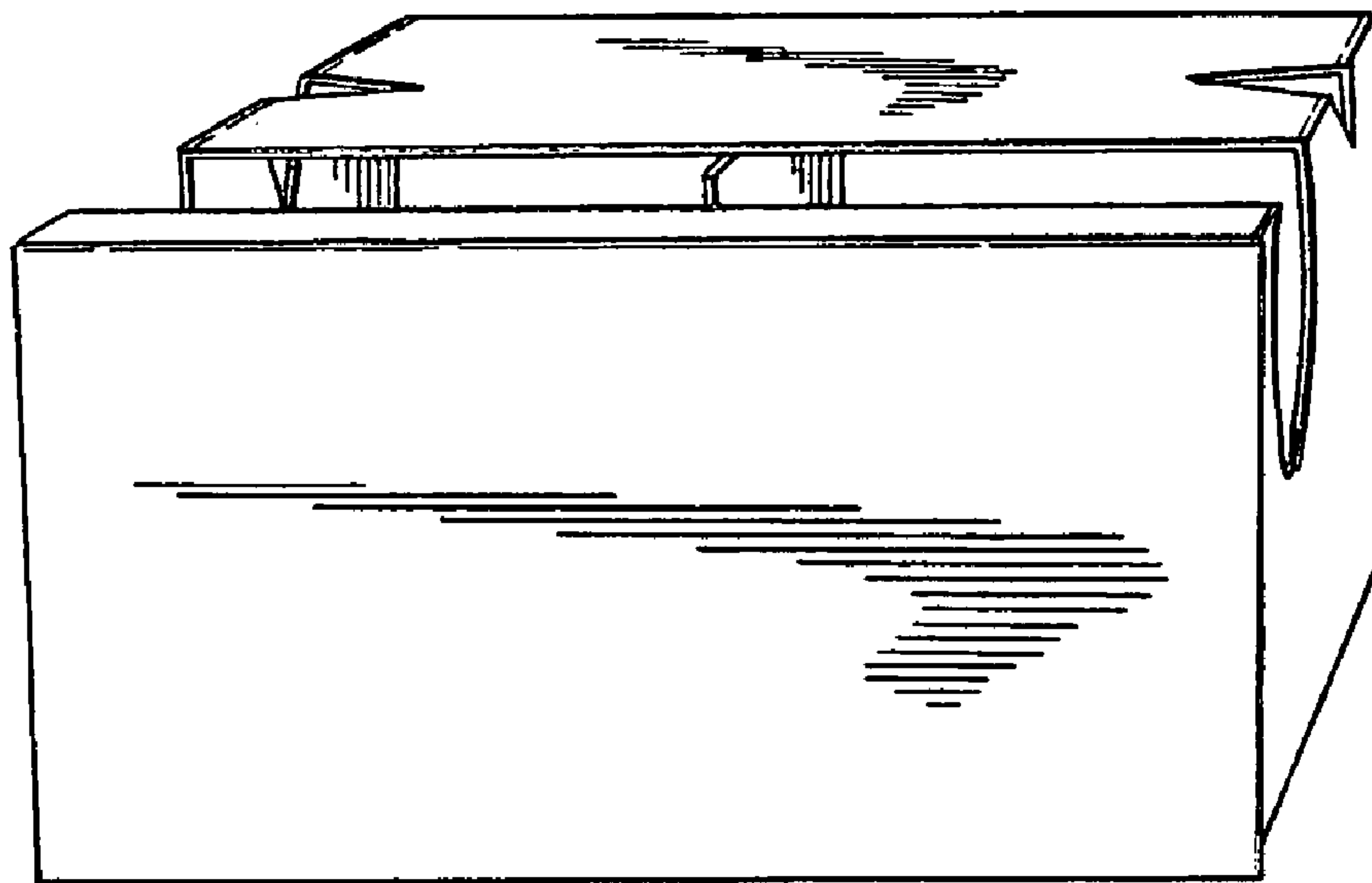


Fig. 8