

US00D545067S

(12) **United States Design Patent**
Mischel, Jr.

(10) **Patent No.:** **US D545,067 S**
(45) **Date of Patent:** **** Jun. 26, 2007**

(54) **BACKLIT MIRROR**

(75) Inventor: **James Vernon Mischel, Jr.**, Seattle, WA (US)

(73) Assignee: **Electric Mirror, LLC**, Edmonds, WA (US)

(**) Term: **14 Years**

(21) Appl. No.: **29/266,181**

(22) Filed: **Sep. 14, 2006**

(51) **LOC (8) Cl.** **06-07**

(52) **U.S. Cl.** **D6/300**

(58) **Field of Classification Search** D6/300-314,
D6/444; D20/10, 40; 40/700, 735, 738,
40/744, 798; D28/64.1; 250/492.23; D19/52;
D11/132; D21/366; D7/698, 554.3
See application file for complete search history.

(56) **References Cited**

U.S. PATENT DOCUMENTS

D114,451 S	4/1939	Lazarus	
D285,505 S *	9/1986	Billiet	D6/300
D302,767 S *	8/1989	Morrozzi	D6/310
D312,925 S *	12/1990	Burhardt	D6/314
5,242,732 A *	9/1993	Bahakel	428/81
D339,921 S	10/1993	Nourse	
D343,065 S *	1/1994	Barbieri	D6/310
D345,379 S	3/1994	Chan	
D357,643 S *	4/1995	Ilaria et al.	D11/132
D359,928 S *	7/1995	Ilaria et al.	D11/132
D373,054 S *	8/1996	Joergensen	D7/698
D405,473 S	2/1999	Tikhonski et al.	

D433,573 S	11/2000	Rochon	
D452,081 S *	12/2001	Rowan	D6/300
D463,224 S *	9/2002	Cautereels et al.	D7/698
D491,732 S *	6/2004	Hoernig	D6/300
D495,152 S *	8/2004	Pulini	D6/312
D524,061 S *	7/2006	Bruce	D6/300

* cited by examiner

Primary Examiner—Janice E. Seeger

Assistant Examiner—Sydney R. Buffalow

(74) *Attorney, Agent, or Firm*—Christensen O'Connor Johnson Kindness PLLC

(57) **CLAIM**

The ornamental design for a backlit mirror, as shown and described.

DESCRIPTION

FIG. 1 is a perspective view of a backlit mirror, showing my new design;

FIG. 2 is a front view thereof;

FIG. 3 is a left side view and a right side view thereof;

FIG. 4 is a top view and a bottom view thereof;

FIG. 5 is a back view thereof;

FIG. 6 is a perspective view of a second embodiment of a backlit mirror, showing my new design;



FIG. 7 is a front view thereof;

FIG. 8 is a left side view and a right side view thereof;

FIG. 9 is a top view and a bottom view thereof; and,

FIG. 10 is a back view thereof.

1 Claim, 6 Drawing Sheets






Fig. 1.




Fig. 2.



Fig. 3.



Fig. 4.




Fig. 5.




Fig. 6.




Fig. 7.



Fig. 8.



Fig. 9.




Fig. 10.