

US00D545051S

(12) **United States Design Patent** (10) **Patent No.:** **US D545,051 S**
Roulo (45) **Date of Patent:** **** Jun. 26, 2007**

(54) **PORTION OF A SHOE UPPER**
(75) Inventor: **David Roulo**, Portland, OR (US)
(73) Assignee: **Nike, Inc.**, Beaverton, OR (US)
(**) Term: **14 Years**
(21) Appl. No.: **29/277,641**
(22) Filed: **Mar. 5, 2007**

D404,193 S 1/1999 Tong
D406,690 S 3/1999 Vestuti
D474,592 S 5/2003 Fogg
D475,186 S 6/2003 Shea et al.
D505,003 S 5/2005 Robbins et al.
D517,298 S 3/2006 James
D523,621 S 6/2006 Madore
D524,025 S 7/2006 Morris
D524,530 S 7/2006 Avar
D537,242 S * 2/2007 Madore D2/972

(51) **LOC (8) Cl.** **02-99**
(52) **U.S. Cl.** **D2/972**
(58) **Field of Classification Search** D2/902,
D2/906-908, 943, 944, 969, 972-974; 36/45,
36/50.1, 77 M, 77 R, 83, 88, 113, 114, 126-131
See application file for complete search history.

OTHER PUBLICATIONS

Nike Footwear Catalog, Spring 1990, p. 92, dated Jun. 1989.
Nike Footwear Catalog, Holiday 1993, p. 17, dated Mar. 1993.
Nike Footwear Catalog, Fall 1993, pp. 8, 24, 86, dated Dec. 1992.
Nike Footwear Catalog, Spring 2000 #1, p. M84, dated Jul. 1999.

* cited by examiner

Primary Examiner—Dominic Simone
(74) *Attorney, Agent, or Firm*—Banner & Witcoff, Ltd.

(56) **References Cited**

U.S. PATENT DOCUMENTS

D258,548 S 3/1981 Famolare, Jr.
D281,927 S 12/1985 Hill
D283,173 S * 4/1986 Malone D2/907
D295,229 S 4/1988 Brown et al.
D297,069 S 8/1988 Le
D331,146 S 11/1992 Brown et al.
D334,649 S * 4/1993 McDonald D2/969
D337,425 S 7/1993 Hatfield
D341,703 S * 11/1993 Hatfield et al. D2/973
D342,369 S * 12/1993 Lamson D2/906
D345,247 S * 3/1994 Bailey D2/969
D347,310 S * 5/1994 Johnson et al. D2/969
D358,021 S * 5/1995 Vestuti D2/969
D367,952 S * 3/1996 Shea D2/908
D373,456 S 9/1996 Gibson
5,659,982 A 8/1997 Muraoka et al.
D398,754 S 9/1998 McCourt
D401,756 S * 12/1998 Avar D2/972

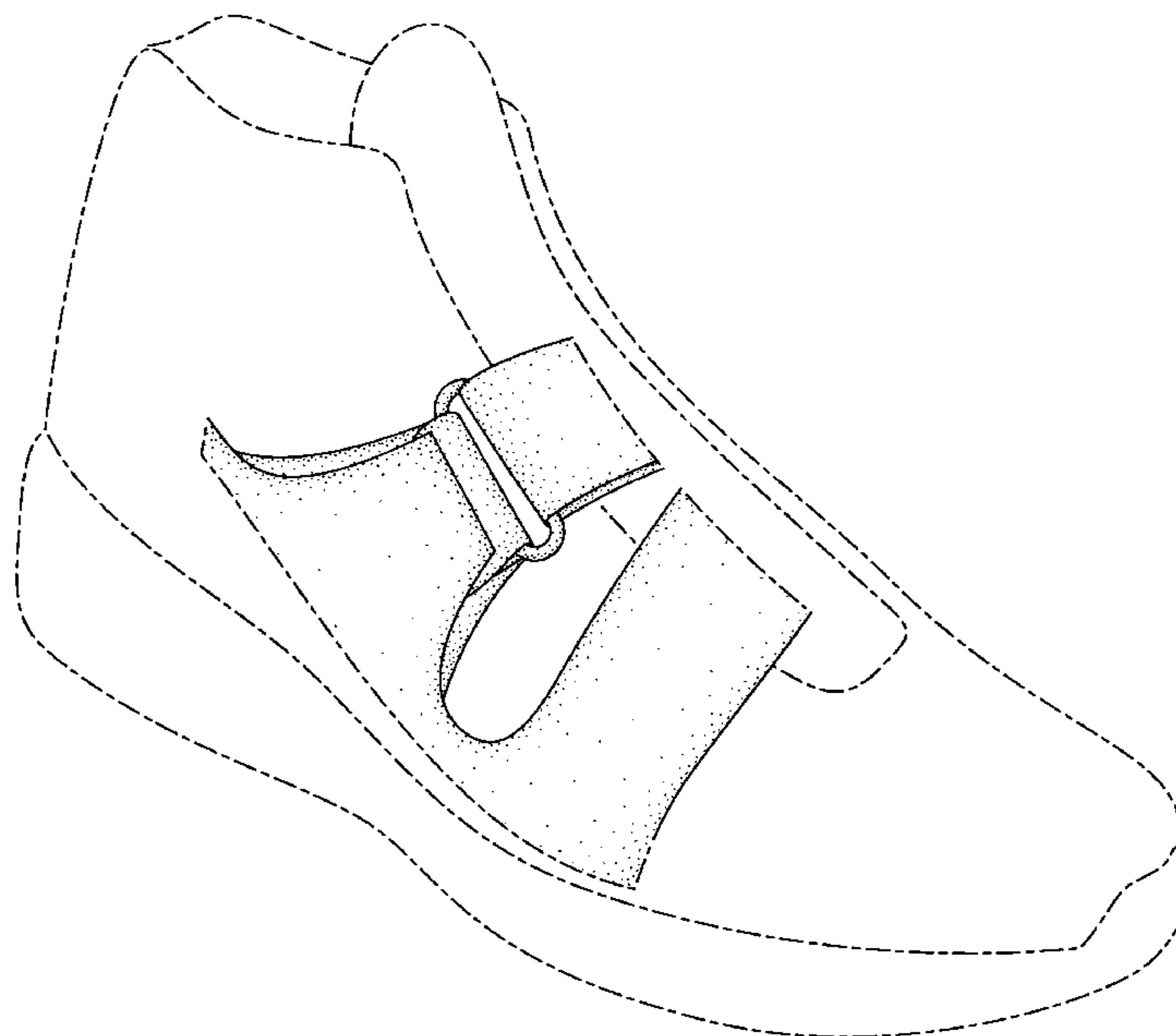
(57) **CLAIM**

The ornamental design for a portion of a shoe upper, as shown and described.

DESCRIPTION

FIG. 1 is a front perspective view of a portion of a shoe upper showing my new design;
FIG. 2 is a rear perspective view thereof; and,
FIG. 3 is a side view thereof.
The broken lines immediately adjacent to the shaded area represent unclaimed boundaries of the design. The broken line showing of the remainder of the shoe is for illustrative purposes only and forms no part of the claimed design.

1 Claim, 3 Drawing Sheets



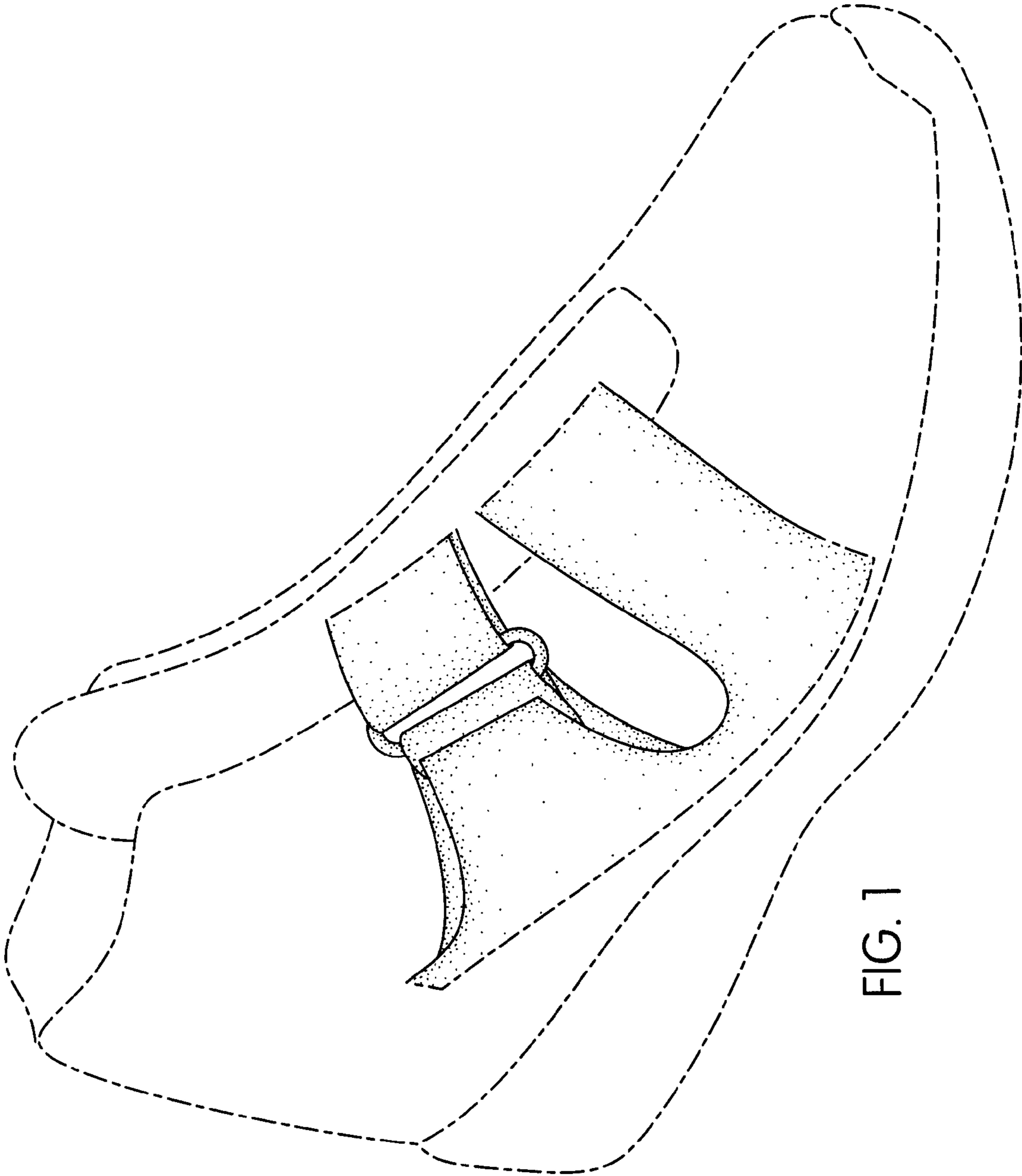


FIG. 1

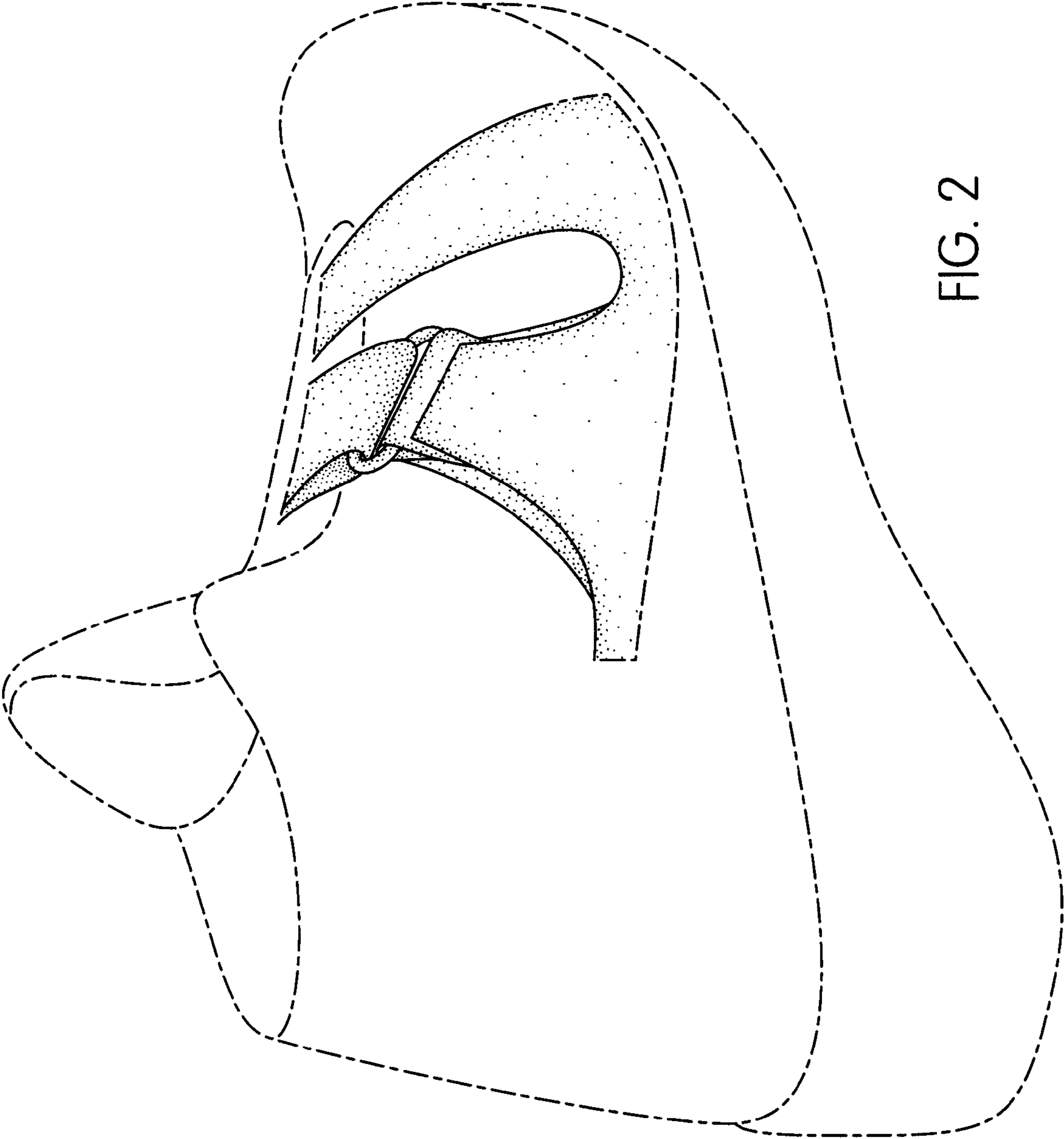


FIG. 2

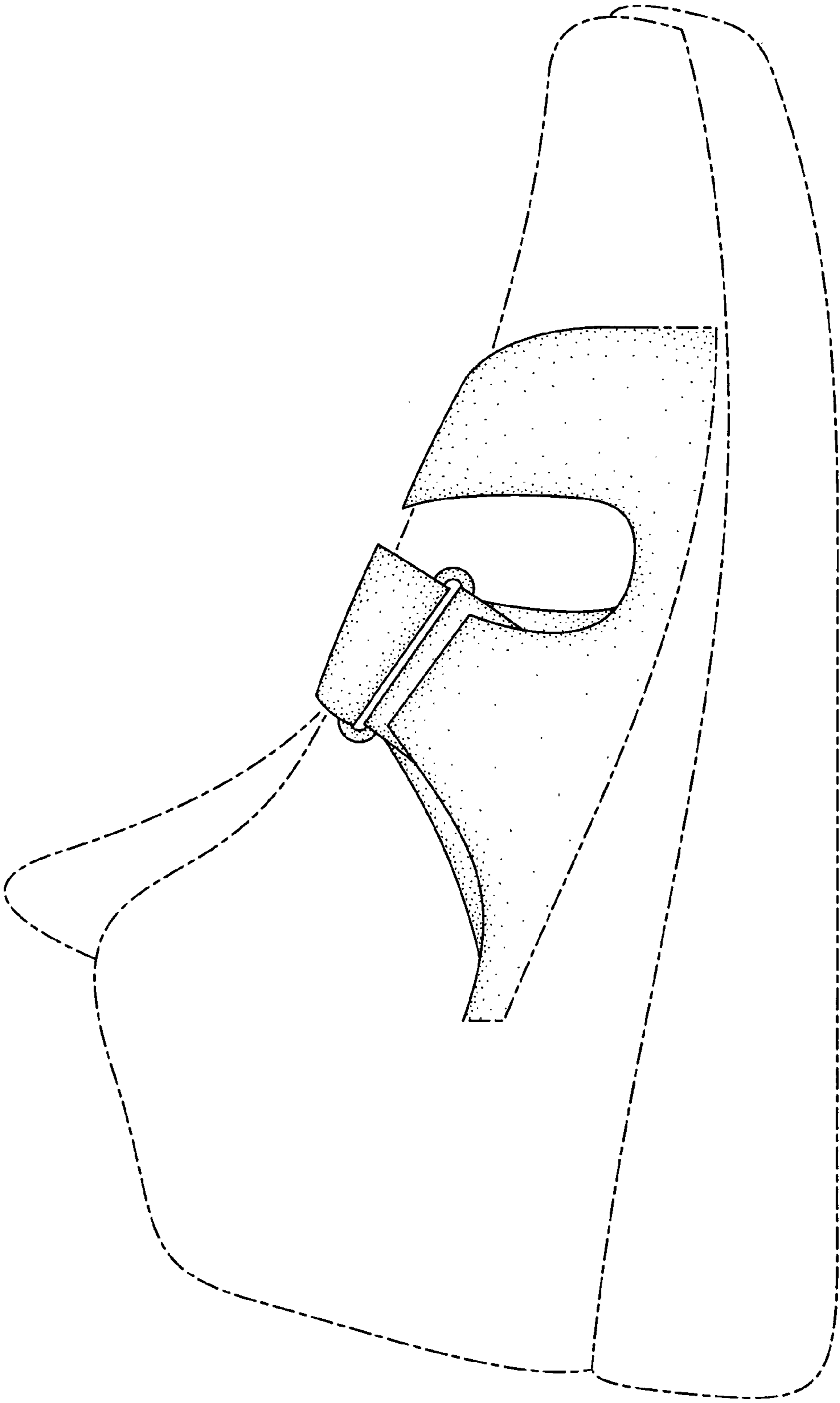


FIG. 3