



US00D545044S

(12) **United States Design Patent**
Hlavacs

(10) **Patent No.:** **US D545,044 S**
(45) **Date of Patent:** **** Jun. 26, 2007**

(54) **PORTION OF A SHOE UPPER**
(75) Inventor: **John Hlavacs**, Portland, OR (US)
(73) Assignee: **Nike, Inc.**, Beaverton, OR (US)
(**) Term: **14 Years**
(21) Appl. No.: **29/271,899**
(22) Filed: **Jan. 29, 2007**

D528,764 S 9/2006 Clancy
D528,770 S 9/2006 Chang
D529,271 S 10/2006 Kuerbis
D529,273 S 10/2006 Lotti
D532,195 S 11/2006 Rasmussen
D532,594 S 11/2006 Mermet
D532,595 S * 11/2006 Hui D2/972
D532,964 S * 12/2006 Kuerbis D2/972
D536,865 S * 2/2007 Holmes D2/972

(51) **LOC (8) Cl.** **02-99**
(52) **U.S. Cl.** **D2/972**
(58) **Field of Classification Search** D2/902,
D2/906-908, 943, 944, 969, 972-974; 36/45,
36/50.1, 77 M, 77 R, 83, 88, 113, 114, 126-131
See application file for complete search history.

(56) **References Cited**
U.S. PATENT DOCUMENTS

D93,220 S 9/1934 Grossman
D393,353 S 4/1998 Lozano
D397,855 S * 9/1998 Clarke D2/972
D398,771 S 9/1998 Doxey
D407,549 S * 4/1999 McCourt D2/972
D413,196 S 8/1999 Hatfield
D426,695 S 6/2000 Fallon
D437,992 S 2/2001 Link
D440,389 S 4/2001 Lozano
D452,608 S 1/2002 McDowell
D452,990 S 1/2002 McDowell
D503,262 S 3/2005 Della Valle
D503,518 S 4/2005 Della Valle
D516,287 S 3/2006 Fontanarosa
D522,226 S * 6/2006 Caine D2/972
D522,228 S 6/2006 Young
D522,729 S * 6/2006 Fogg D2/972
D522,732 S * 6/2006 Cooper D2/972
D522,737 S 6/2006 Jonsson
D523,623 S 6/2006 Mermet
D524,525 S 7/2006 Shin
D527,883 S * 9/2006 Holmes D2/972
D528,281 S 9/2006 Mermet
D528,285 S 9/2006 Hlavacs
D528,286 S * 9/2006 Schambra et al. D2/972

OTHER PUBLICATIONS

Men's Nike Foot wear Catalog (SP 03), p. 13, published Jun. 2002,
Beaverton, Oregon, U.S.A.

(Continued)

Primary Examiner—Dominic Simone
(74) *Attorney, Agent, or Firm*—TraskBritt, P.C.

(57) **CLAIM**

The ornamental design for a portion of a shoe upper, as
shown and described.

DESCRIPTION

FIG. 1 is a perspective view of a portion of a shoe upper
showing my new design;

FIG. 2 is a side of the portion of a shoe upper shown in FIG.
1;

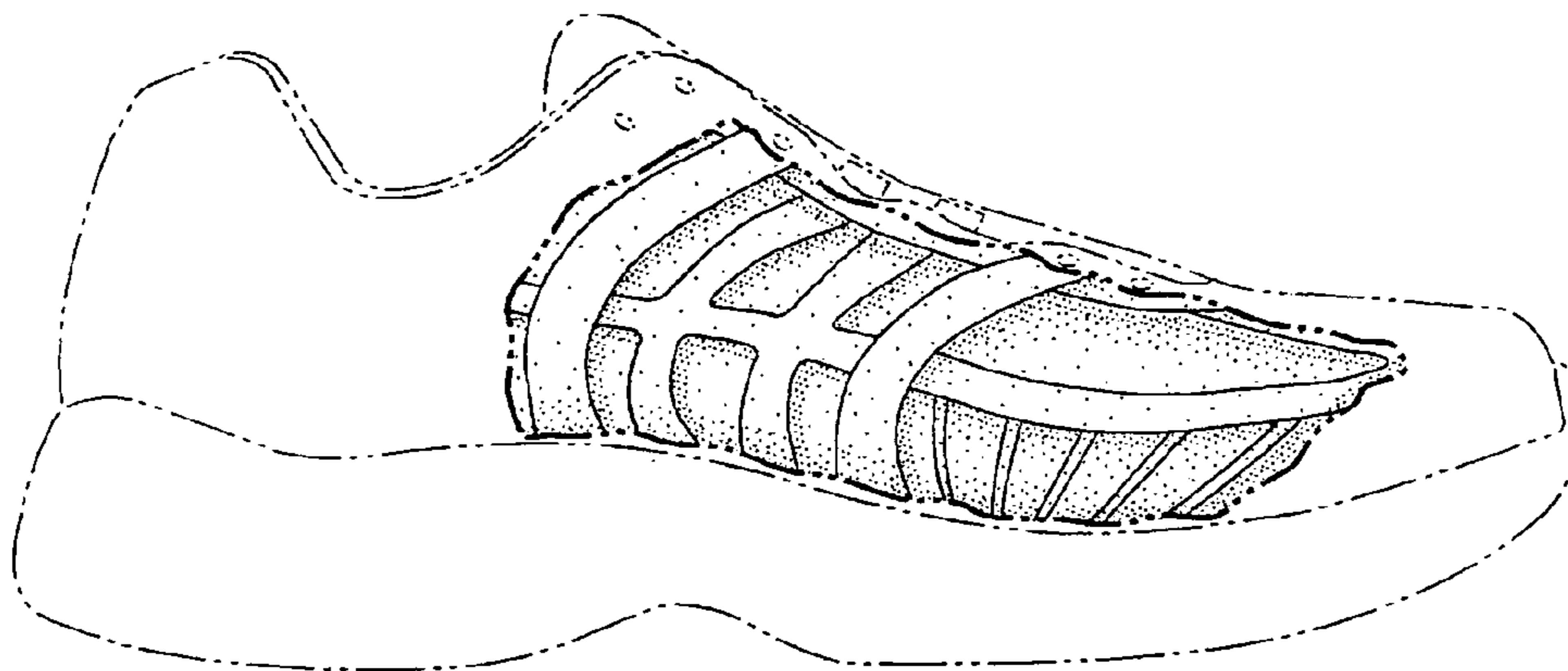
FIG. 3 is a front view of the portion of a shoe upper shown
in FIG. 1;

FIG. 4 is a rear view of the portion of a shoe upper shown
in FIG. 1; and,

FIG. 5 is a top view of the portion of a shoe upper shown in
FIG. 1.

The uneven broken line immediately adjacent to the shaded
area represents the bounds of the claimed design. All other
uneven broken lines represent the remaining portion of the
shoe. The uneven broken line representations in FIGS. 1-5
are for illustrative purposes only and form no part of the
claimed design.

1 Claim, 2 Drawing Sheets



OTHER PUBLICATIONS

Women's Nike Foot wear Catalog (SP 03), p. 19, published Jun. 2002, Beaverton, Oregon, U.S.A.

Nike Foot wear Catalog (LS 03), p. 15, published Sep. 2002, Beaverton, Oregon, U.S.A.

Nike Foot wear Catalog (FA 03), p. 14, published Nov. 2002, Beaverton, Oregon, U.S.A.

Nike Foot wear Catalog (HO 03), p. 5, published Mar. 2003, Beaverton, Oregon, U.S.A.

Nike Foot wear Catalog (LS 04), pp. 2, 4, 61, published Sep. 2003, Beaverton, Oregon, U.S.A.

Nike Foot wear Catalog (FA 04), pp. 4, 6, 9, published Nov. 2003, Beaverton, Oregon, U.S.A.

Men's Nike Foot wear Catalog (SP 05), p. 11, published Jun. 2004, Beaverton, Oregon, U.S.A.

Women's Nike Foot wear Catalog (SP 05), p. 5, published Jun. 2004, Beaverton, Oregon, U.S.A.

Nike Foot wear Catalog (LS 05), p. 19, published Sep. 2004, Beaverton, Oregon, U.S.A.

Nike Foot wear Catalog (FA 05), p. 15, published Nov. 2004, Beaverton, Oregon, U.S.A.

Nike Footwear Catalog (HO 05), pp. 21, 113, 212, published Mar. 2005, Beaverton, Oregon, U.S.A.

Nike Footwear Catalog (HO 06), pp. 18, 113, published Mar. 2006, Beaverton, Oregon, U.S.A.

Nike Footwear Catalog (SP 07), pp. 17, 142, published Jun. 2006, Beaverton, Oregon, U.S.A.

Nike Footwear Catalog (SU 07), pp. 28, 149, published Sep. 2006, Beaverton, Oregon, U.S.A.

Nike Footwear Catalog (FA 07), p. 5, 19, 141, 143, published Nov. 2006, Beaverton, Oregon, U.S.A.

* cited by examiner

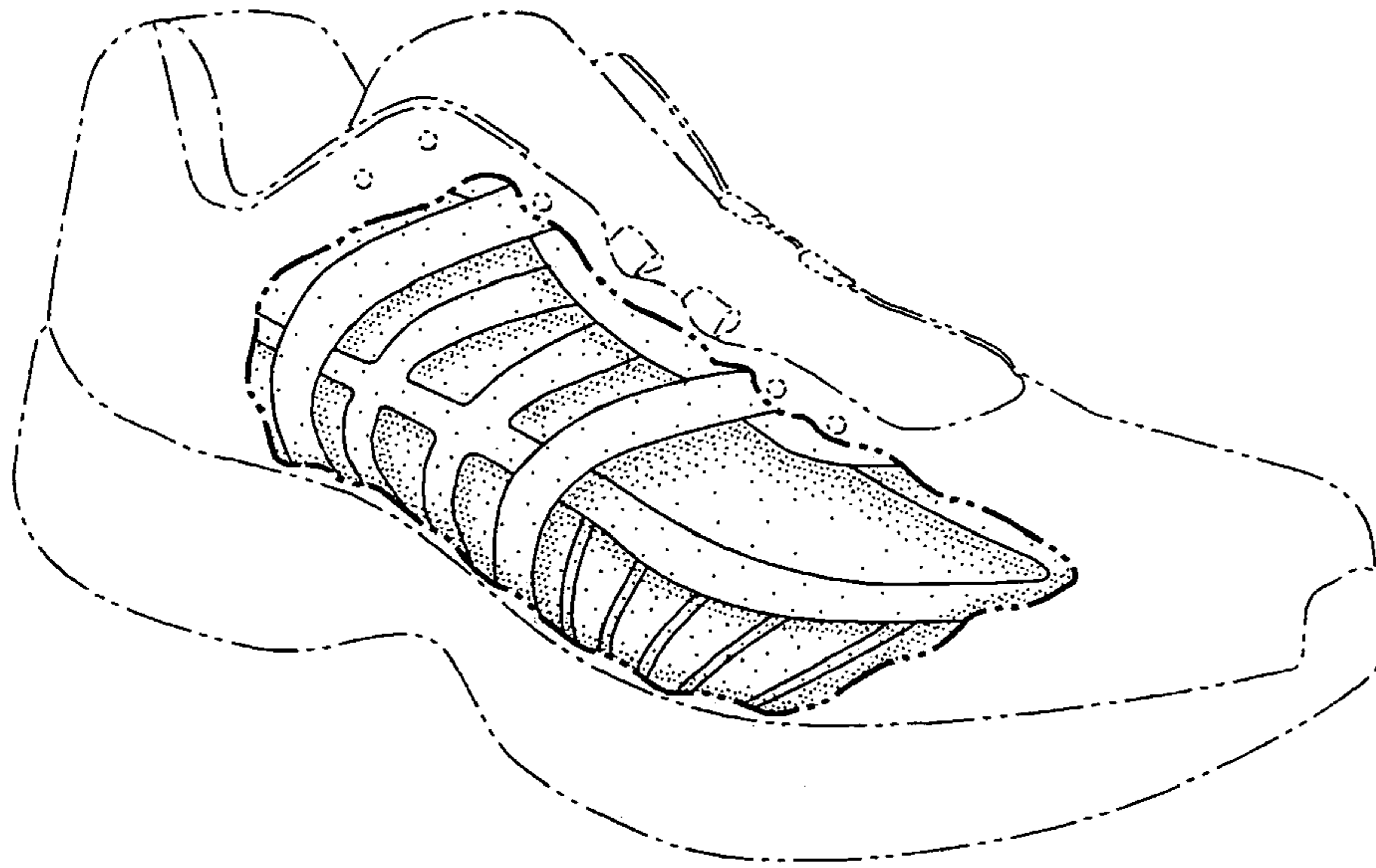


FIG. 1

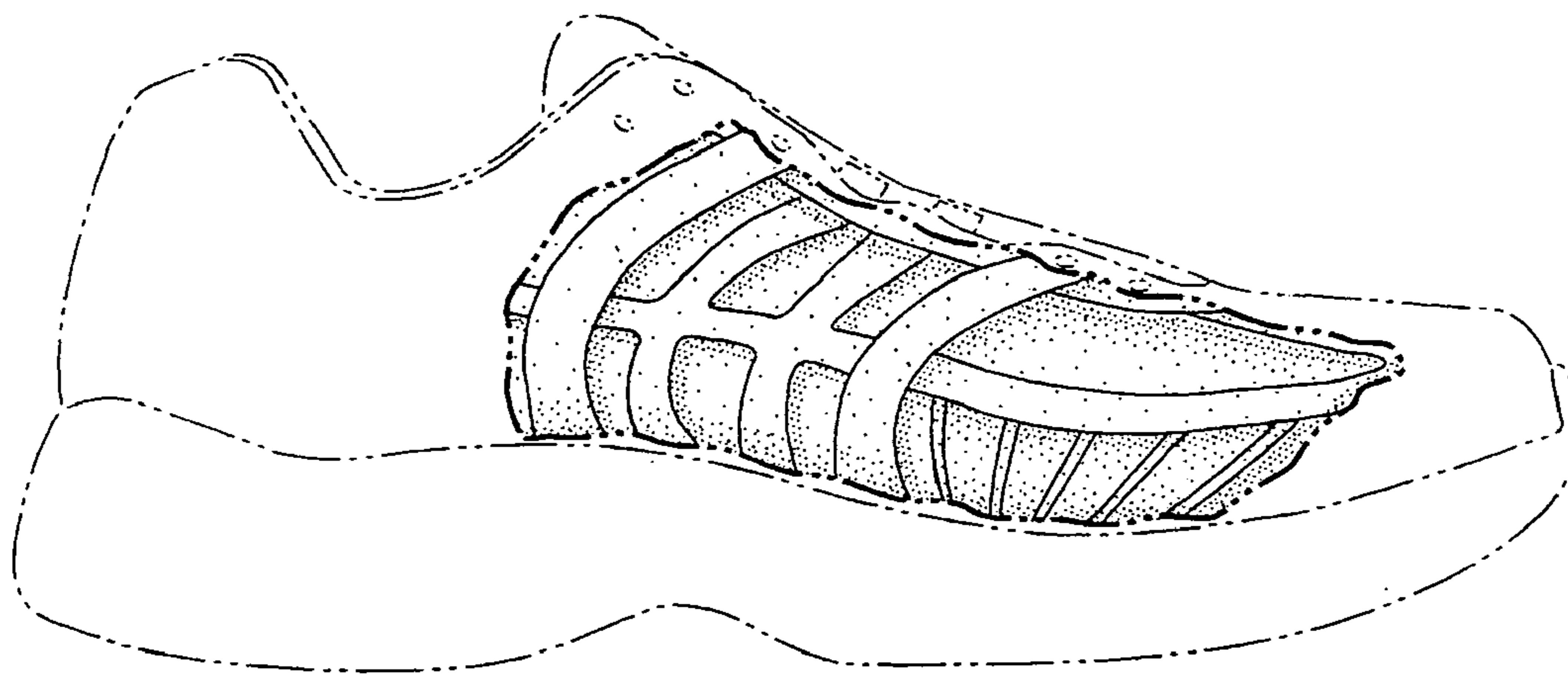


FIG. 2

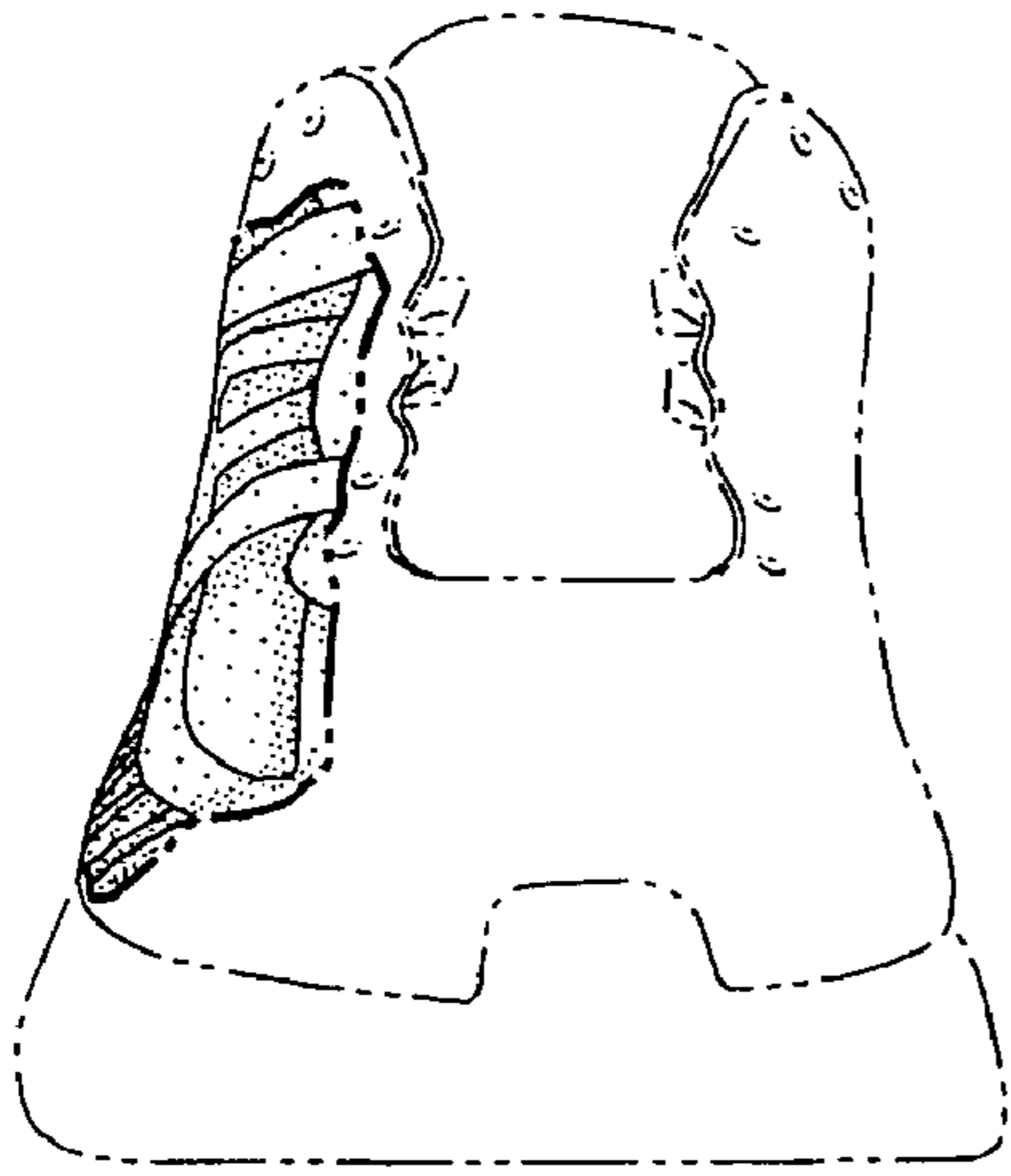


FIG. 3

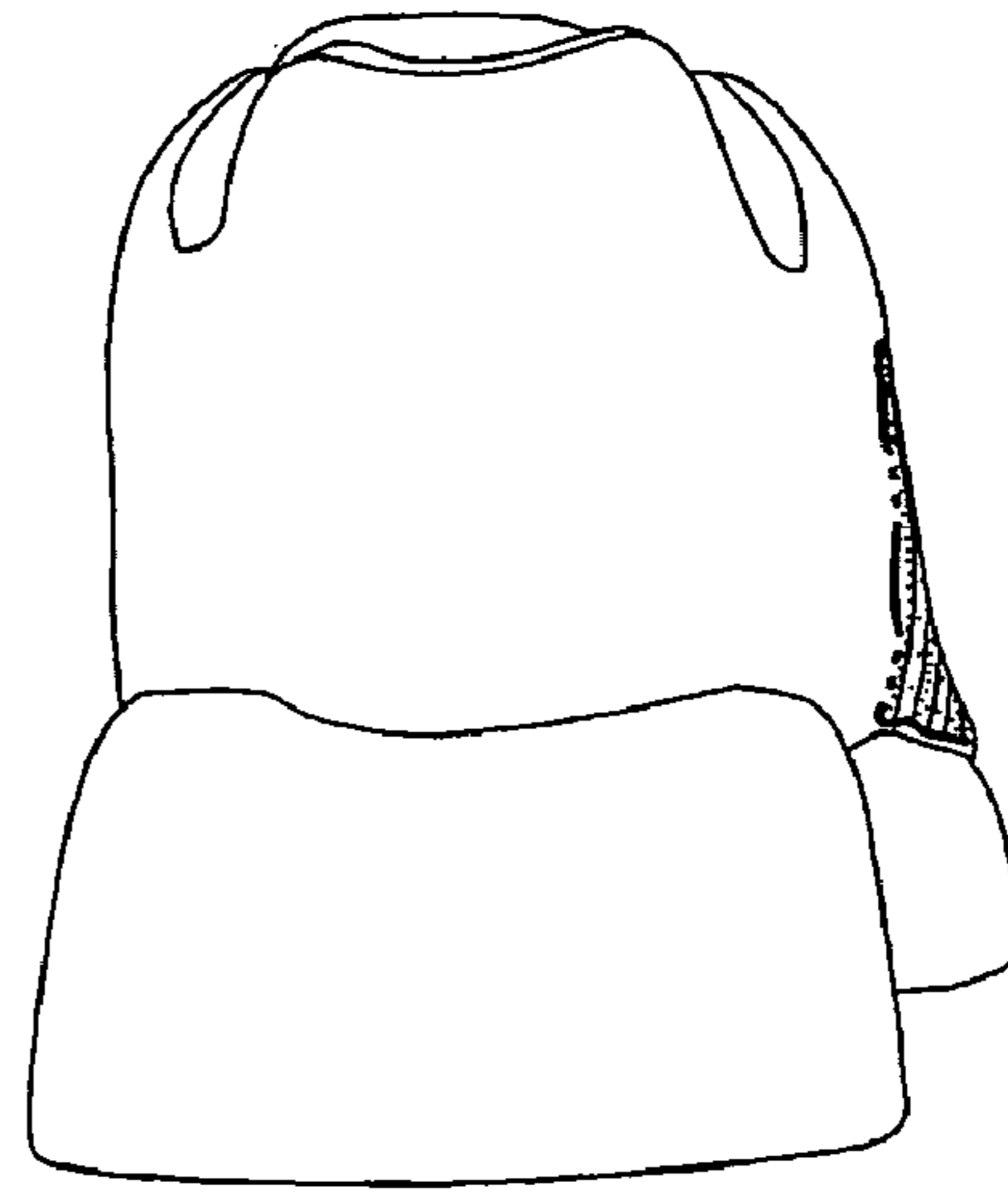


FIG. 4




FIG. 5