

US00D545041S

(12) **United States Design Patent**
Burg

(10) **Patent No.:** **US D545,041 S**
(45) **Date of Patent:** **** Jun. 26, 2007**

(54) **FOOTWEAR UPPER**

(75) Inventor: **Christjane Burg**, Ventura, CA (US)

(73) Assignee: **Global Brand Marketing Inc.**, Santa Barbara, CA (US)

(**) Term: **14 Years**

(21) Appl. No.: **29/260,998**

(22) Filed: **Jun. 5, 2006**

Related U.S. Application Data

(63) Continuation of application No. 29/225,800, filed on Mar. 21, 2005, now Pat. No. Des. 522,222.

(51) **LOC (8) Cl.** **02-99**

(52) **U.S. Cl.** **D2/972**

(58) **Field of Classification Search** D2/902,
D2/907, 908, 943, 944, 969, 972-974; 36/45,
36/50.1, 77 M, 77 R, 83, 88, 113, 114, 126-131
See application file for complete search history.

(56) **References Cited**

U.S. PATENT DOCUMENTS

D18,593 S	8/1888	Watkinson	
D82,516 S	11/1930	Oakley	
D86,527 S	3/1932	Klein	
D152,233 S	12/1948	Wilson	D7/7
D185,116 S	5/1959	Bingham, Jr. et al.	D7/5
D185,654 S	7/1959	Zerkowitz	D7/5
D236,560 S	* 9/1975	Senter	D2/907
D236,860 S	9/1975	Senter	
D255,172 S	6/1980	Finn	D2/320
D255,176 S	6/1980	Fuzita	D2/320
D296,262 S	6/1988	Brown et al.	
D325,812 S	5/1992	Hatfield	
5,243,772 A	9/1993	Francis et al.	
D345,458 S	3/1994	Lacoraza et al.	

D348,560 S	7/1994	McDonald	
D351,721 S	10/1994	Kittle	
D351,722 S	10/1994	Earle	
D352,154 S	11/1994	Merceron	D2/66
5,497,564 A	3/1996	Allen et al.	
D388,594 S	1/1998	Turner et al.	D2/951
D389,995 S	2/1998	Cockrell	D2/957
D400,698 S	* 11/1998	Koh	D2/969
D411,245 S	6/1999	Edwards	
D413,427 S	9/1999	Fellouhe	
D414,317 S	9/1999	Lubart	D2/951
D474,334 S	5/2003	Burg et al.	
D474,586 S	5/2003	Recchi	D2/957
D474,884 S	* 5/2003	Adams et al.	D2/972
D477,456 S	7/2003	Burg et al.	
D487,613 S	3/2004	Urie et al.	D2/952
D490,228 S	5/2004	Adams et al.	
D494,349 S	8/2004	Teteriatnikov	

* cited by examiner

Primary Examiner—Dominic Simone

(74) *Attorney, Agent, or Firm*—Jeffer, Mangels, Butler and Marmaro LLP

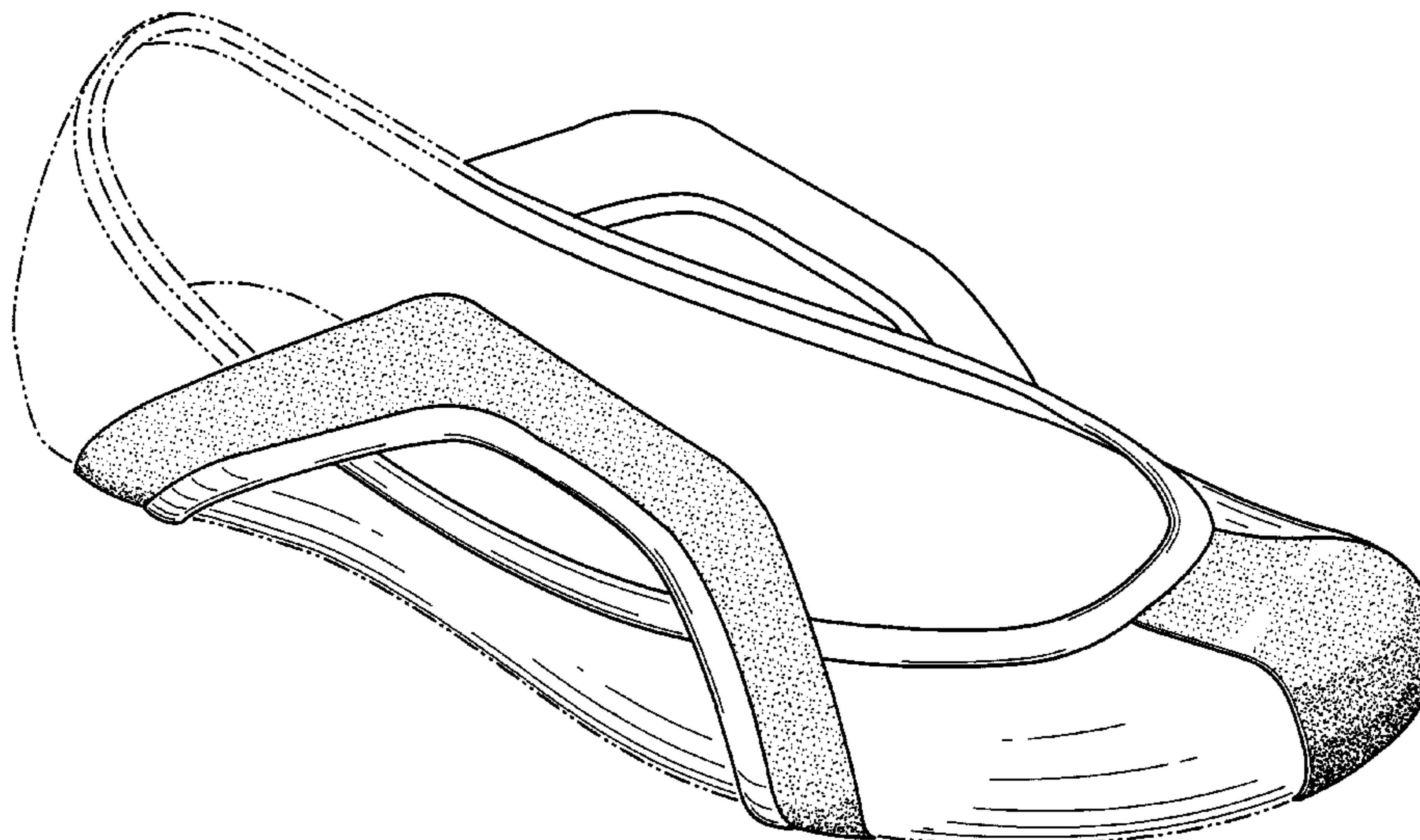
(57) **CLAIM**

The ornamental design for a footwear upper, as shown and described.

DESCRIPTION

FIG. 1 is a perspective view of a preferred embodiment of the footwear upper;
FIG. 2 is a front elevational view thereof;
FIG. 3 is a rear elevational view thereof;
FIG. 4 is a right side elevational view thereof;
FIG. 5 is a left side elevational view thereof;
FIG. 6 is a top plan view thereof; and,
FIG. 7 is a bottom plan view thereof.
The broken lines shown in FIGS. 1 through 7 form no part of the claimed design.

1 Claim, 6 Drawing Sheets



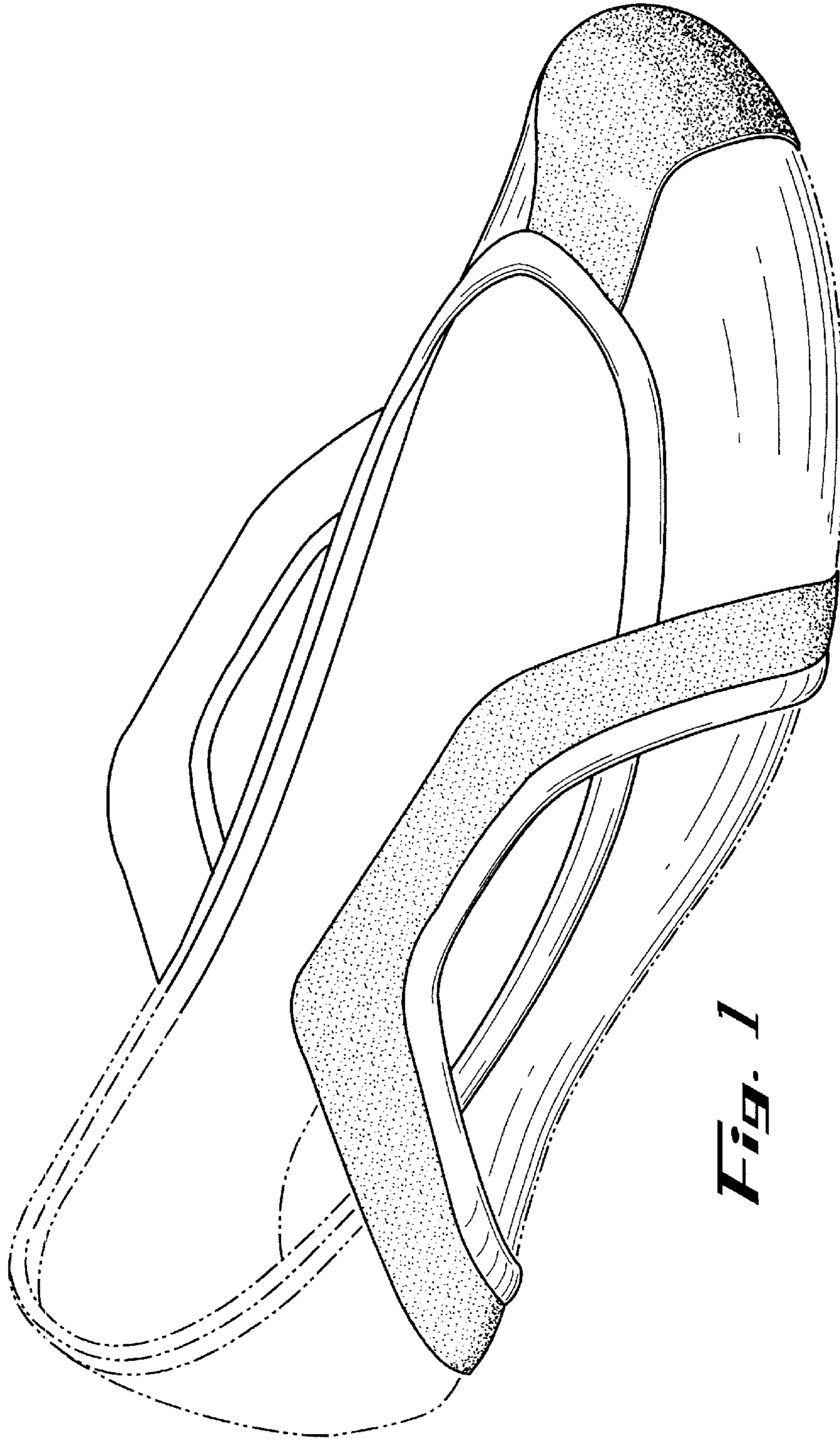


Fig. 1

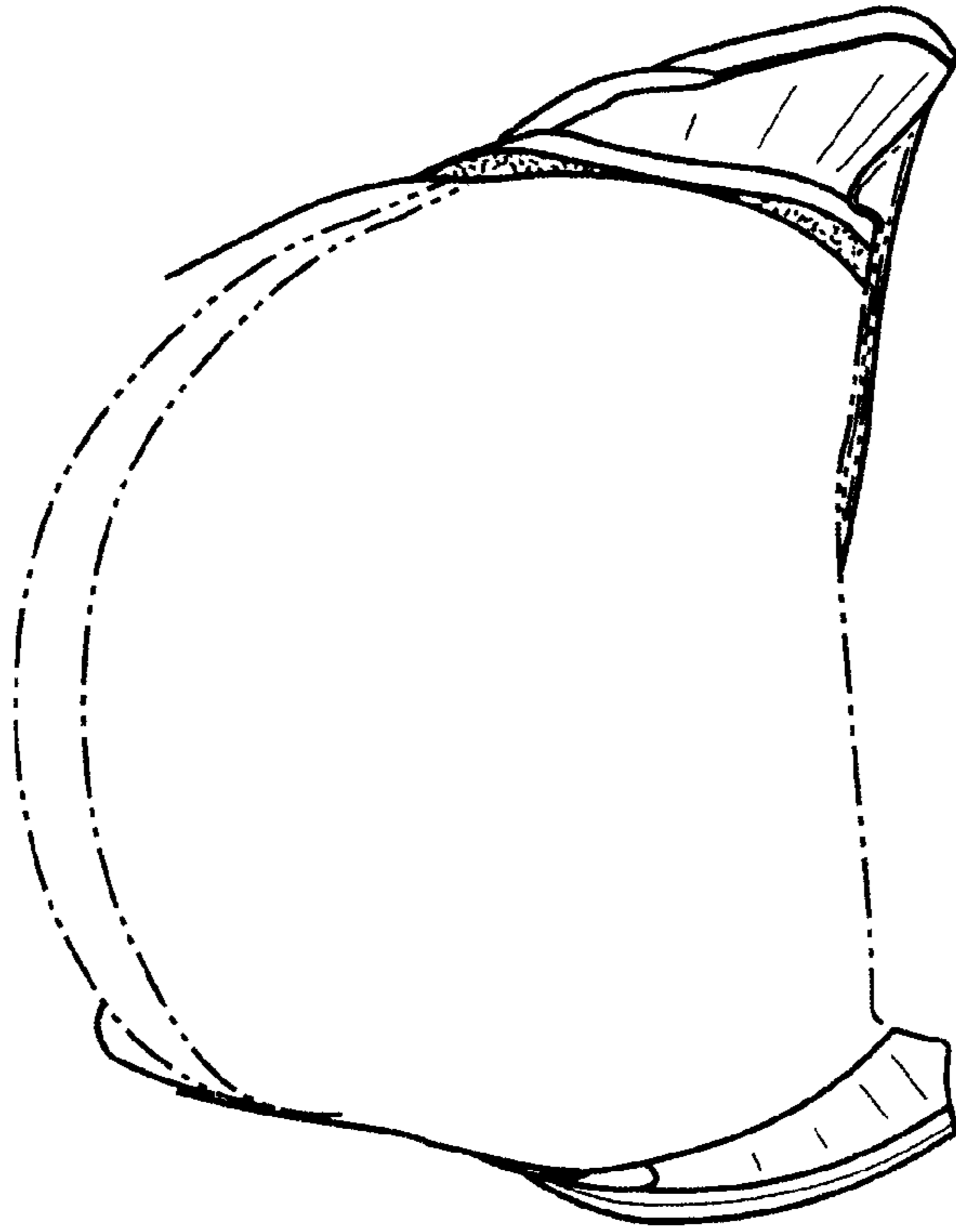


Fig. 1

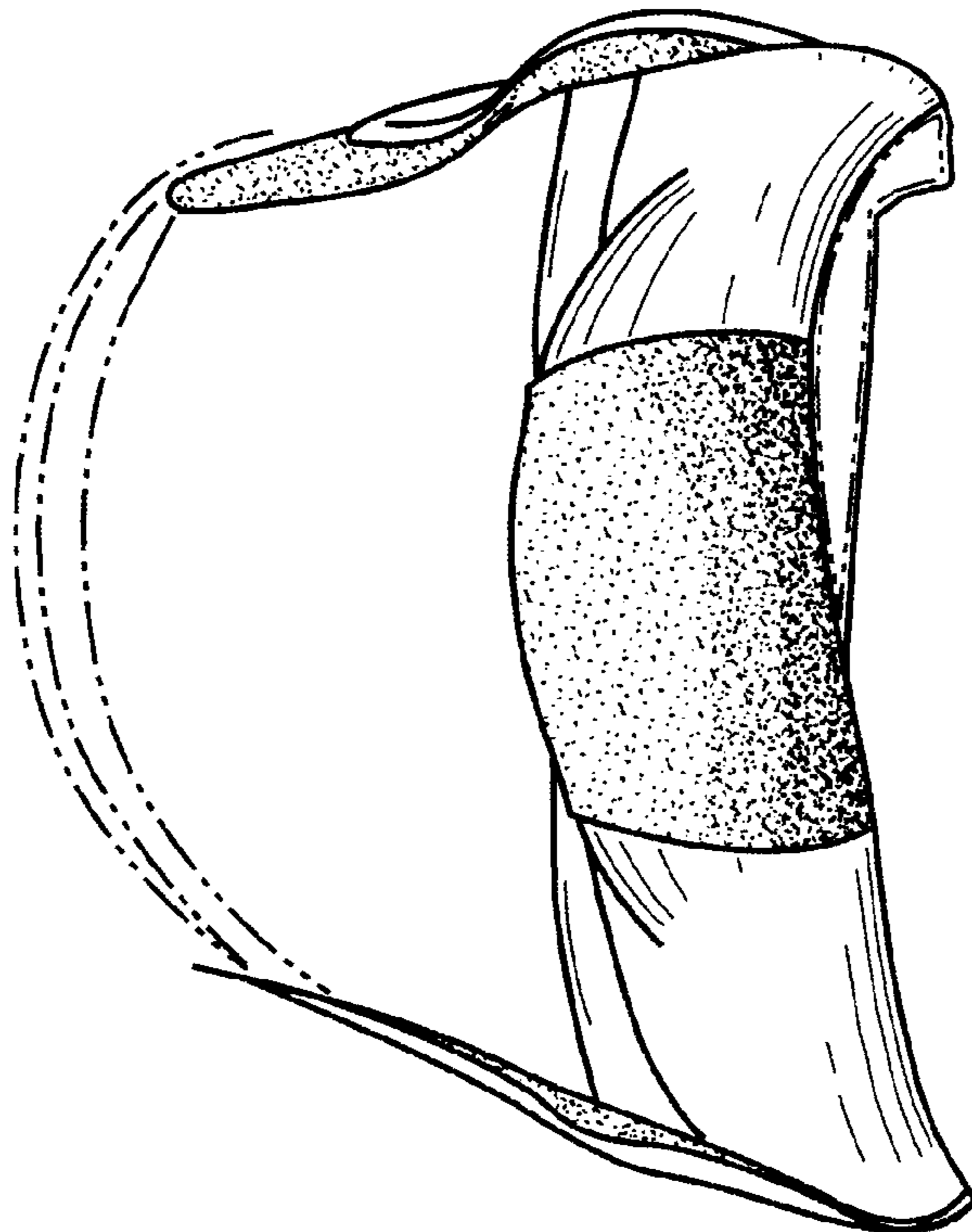


Fig. 2

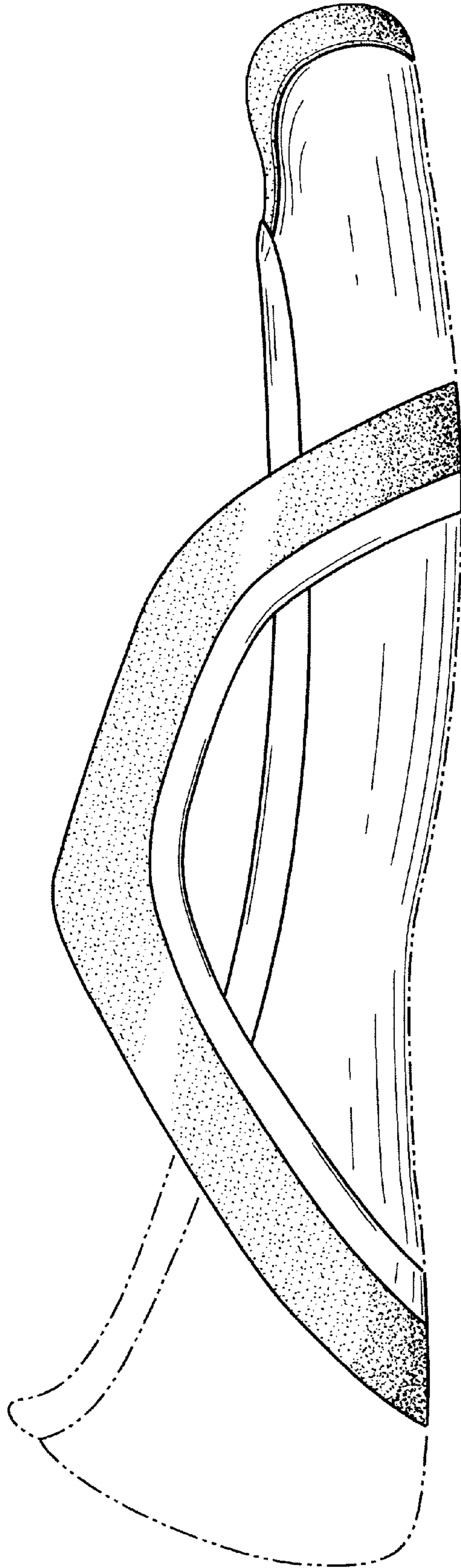


Fig. 4

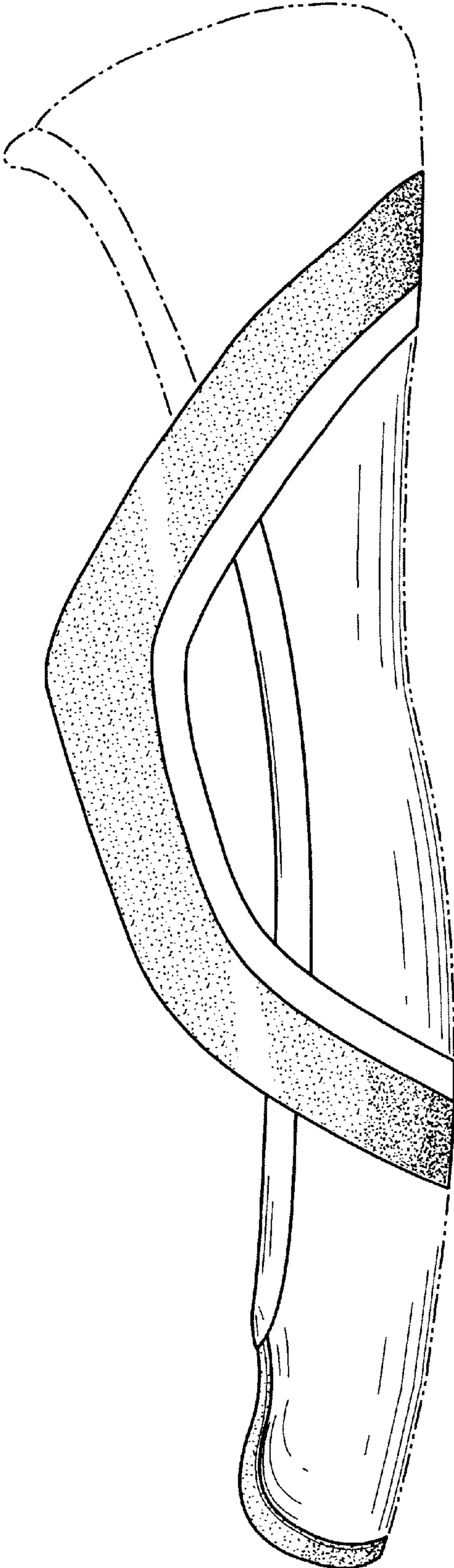


Fig. 5

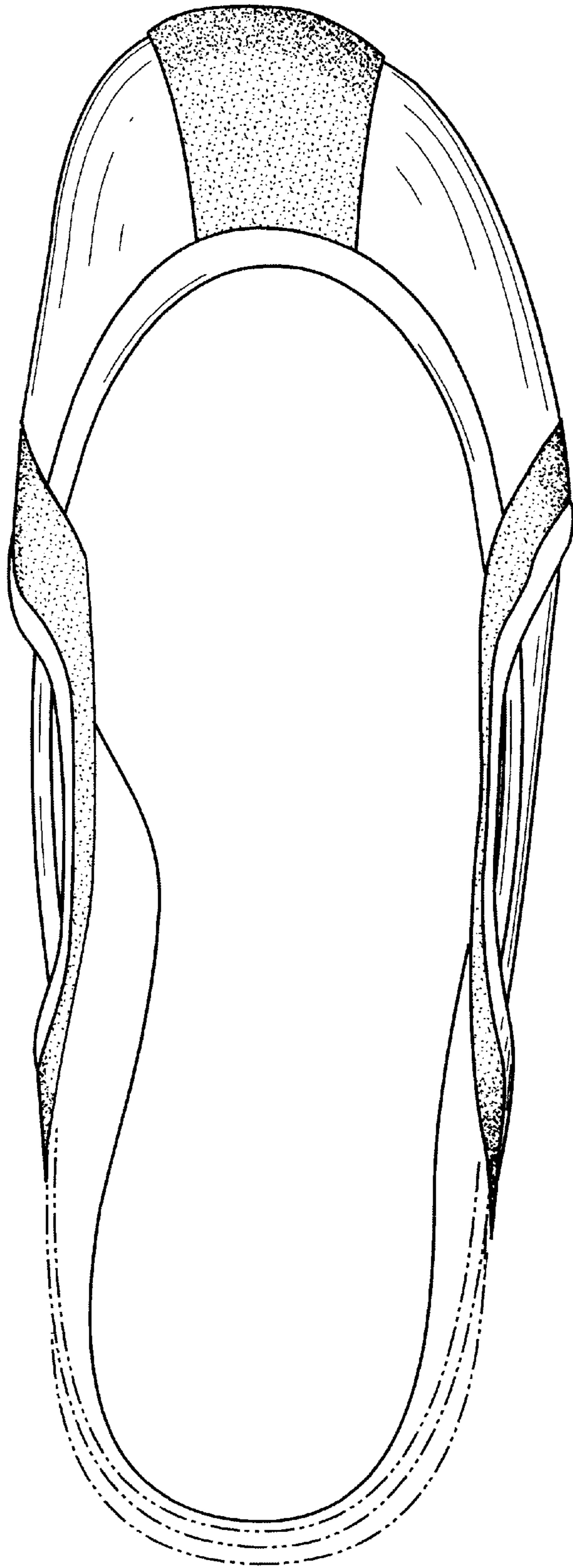


Fig. 6

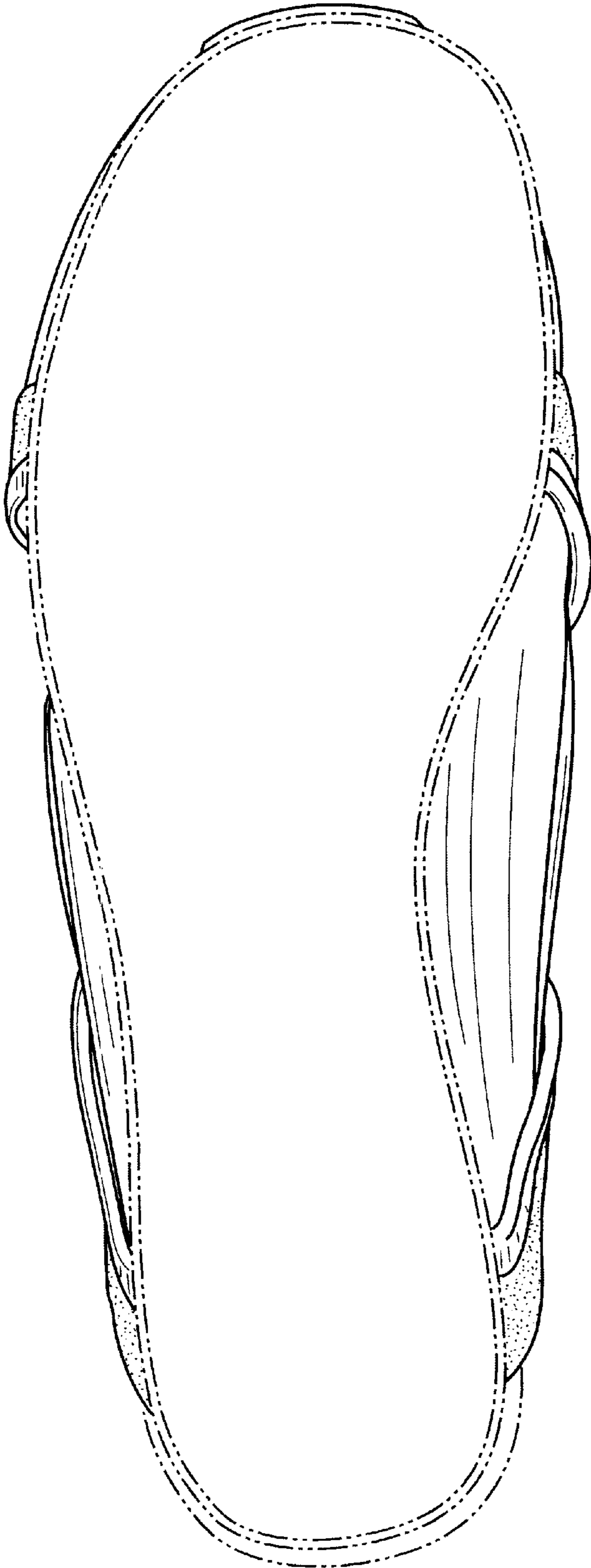


Fig. 7