



US00D545018S

(12) **United States Design Patent** (10) **Patent No.:** **US D545,018 S**
Caruso et al. (45) **Date of Patent:** **** Jun. 19, 2007**

(54) **ABRASIVE WIPE** 2,106,457 A * 1/1938 Hyman 139/420 R
2,129,504 A * 9/1938 Prindle 139/420 R
(75) Inventors: **Pier-Lorenzo Caruso**, Pescara (IT); D113,603 S * 2/1939 Levy D5/47
Enrico Spina, Pescara (IT); **Catharina** D115,087 S * 5/1939 Beck D6/582
Maria Rachel Bens, Opwijk (BE) D116,488 S * 9/1939 Baum D5/62
D127,616 S * 6/1941 Cleverly D5/62
(73) Assignee: **The Procter & Gamble Company**, D129,480 S * 9/1941 Horowitz D5/47
Cincinnati, OH (US) D134,619 S * 12/1942 Singer D5/7

(**) Term: **14 Years**

(Continued)

(21) Appl. No.: **29/234,179**

FOREIGN PATENT DOCUMENTS

GB 3004557 * 9/2002

(22) Filed: **Jul. 14, 2005**

(Continued)

(51) **LOC (8) Cl.** **04-01**

Primary Examiner—Alan P. Douglas

(52) **U.S. Cl.** **D32/40; D5/47**

Assistant Examiner—Barbara Fox

(58) **Field of Classification Search** D4/137;
D5/7, 47, 50, 53, 56, 57, 58, 61, 63; D8/90;
D28/7, 8, 63, 40, 42, 43; D32/40, 42, 43;
15/104.93, 104.94, 208, 209.1, 210.5, 223,
15/229.11, 244.1, 244.3, 244.4; 451/523,
451/533, 537, 539; 442/394; 428/196, 131
See application file for complete search history.

(74) *Attorney, Agent, or Firm*—Amy L. Ahn-Roll; Mark A. Charles; Kim William Zerby

(57) **CLAIM**

The ornamental design for an abrasive wipe, as shown and described.

(56) **References Cited**

DESCRIPTION

U.S. PATENT DOCUMENTS

D9,468 S * 8/1876 Scott D5/56
D13,304 S * 9/1882 Koenig D5/7
D15,472 S * 10/1884 Mehl D5/47
D15,473 S * 10/1884 Mehl D5/47
D48,077 S * 11/1915 Mallinson D5/62
D64,019 S * 2/1924 Lord D5/46
D70,680 S * 7/1926 Humphreys D5/62
D82,166 S * 9/1930 Lewis D5/62
D88,181 S * 11/1932 Weitz D5/62
D88,913 S * 1/1933 Heinke D5/7
D93,156 S * 8/1934 Coe D5/53
D96,065 S * 6/1935 Travis D5/62
D99,680 S * 5/1936 Perkins D5/47
D108,140 S * 1/1938 Jackson D7/359

FIG. 1 is a perspective view of the abrasive wipe showing the new design;

FIG. 2 is a top view thereof;

FIG. 3 is a bottom view thereof;

FIG. 4 is a right side view thereof;


FIG. 5 is a left side view thereof;

FIG. 6 is a front view thereof; and,

FIG. 7 is a back view thereof.

The broken lines defining the peripheral boundaries of the abrasive wipe form no part of the claimed design.

1 Claim, 4 Drawing Sheets



US D545,018 S

Page 2

U.S. PATENT DOCUMENTS

2,354,435 A * 7/1944 Stedman 139/420 R
2,521,055 A * 9/1950 Foster 139/420 R
D161,221 S * 12/1950 Walther D5/61
D164,418 S * 9/1951 Hamilton D6/595
D172,763 S * 8/1954 Rassman D5/62
D177,202 S * 3/1956 Wilde D5/47
D178,006 S * 6/1956 Nilsen D25/163
2,769,723 A * 11/1956 Bailly 427/265
D185,228 S * 5/1959 Nelson D5/58
2,886,697 A * 5/1959 Pomeroy 362/148
D185,768 S * 7/1959 McCord D5/53
3,074,099 A * 1/1963 Cameron 15/104.94
D201,341 S * 6/1965 Davis D5/47
D208,346 S * 8/1967 Dixon D5/58
3,769,119 A * 10/1973 Mizell et al. 156/83
4,490,895 A * 1/1985 Lin 28/143

D294,443 S * 3/1988 Black et al. D6/617
4,993,099 A * 2/1991 Emura et al. 15/118
5,364,681 A * 11/1994 Pate et al. 428/137
5,366,785 A * 11/1994 Sawdai 428/156
5,448,793 A * 9/1995 Mallory et al. 15/232
D421,198 S * 2/2000 Surface D6/608
D472,055 S * 3/2003 Ki D5/56
7,182,994 B1 * 2/2007 Scott 428/131
2002/0016121 A1 * 2/2002 Bjekovic et al. 442/373
2003/0082969 A1 * 5/2003 Arthurs 442/76
2006/0123573 A1 * 6/2006 Rivera et al. 15/118

FOREIGN PATENT DOCUMENTS

GB 3015610 * 1/2004

* cited by examiner




Fig.1.

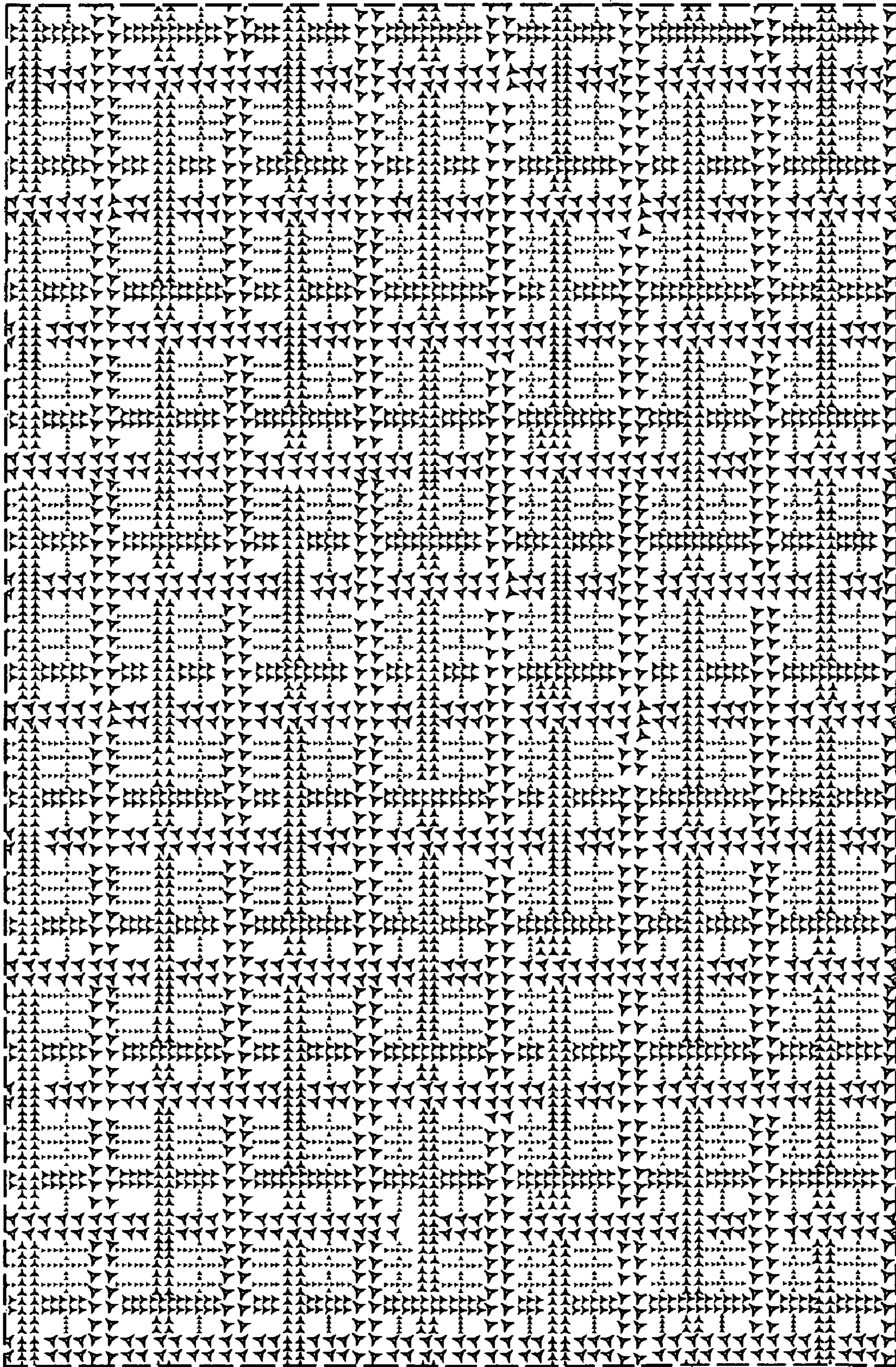


Fig. 2.




Fig.3.



Fig.4.



Fig.5.



Fig.6.



Fig.7.