

US00D545010S

(12) **United States Design Patent**  
**Donovan et al.**

(10) **Patent No.:** **US D545,010 S**  
(45) **Date of Patent:** **\*\* Jun. 19, 2007**

(54) **SHOE MOUNTED CLEANING ACCESSORY**

D537,589 S \* 2/2007 Huddleston et al. .... D32/47

(75) Inventors: **Gregory P. Donovan**, Incline Village, NV (US); **Fred T. Gregovich**, Sparks, NV (US)

\* cited by examiner

*Primary Examiner*—Louis S. Zarfaz

*Assistant Examiner*—Kathleen Sims

(73) Assignee: **Iron-Tongue, LLC**, Incline Village, NV (US)

(74) *Attorney, Agent, or Firm*—Locke Liddell & Sapp LLP

(\*\*) Term: **14 Years**

(57) **CLAIM**

(21) Appl. No.: **29/245,098**

The ornamental design for a shoe mounted cleaning accessory, as shown and described.

(22) Filed: **Dec. 19, 2005**

**DESCRIPTION**

(51) **LOC (8) Cl.** ..... **15-05**

FIG. 1 is a perspective view of a shoe mounted cleaning accessory.

(52) **U.S. Cl.** ..... **D32/14.1**

FIG. 2 is a side view of the shoe mounted cleaning accessory.

(58) **Field of Classification Search** ..... D32/1,  
D32/25, 14.1, 15, 47; D2/896, 897, 901,  
D2/943, 946, 969, 975, 978

FIG. 3 is a front view of the shoe mounted cleaning accessory.

See application file for complete search history.

FIG. 4 is an opposite side view from FIG. 2 of the shoe mounted cleaning accessory.

(56) **References Cited**

**U.S. PATENT DOCUMENTS**

4,823,426	A *	4/1989	Bragga	15/210.1
D311,981	S *	11/1990	Kabbaby et al.	D32/46
5,313,719	A *	5/1994	Koethe	36/72 R
5,566,477	A *	10/1996	Mathis et al.	36/100
D377,410	S *	1/1997	Crowley	D2/946
D379,256	S *	5/1997	Tipp	D32/46
5,671,517	A *	9/1997	Gourley	24/712.1
5,829,170	A *	11/1998	Lutz, Jr.	36/72 R
D418,967	S *	1/2000	Stengel	D2/946
D442,772	S *	5/2001	Dietrich	D2/972
7,063,650	B1 *	6/2006	Beausoleil	482/105
7,152,286	B2 *	12/2006	Rooney et al.	24/712.6

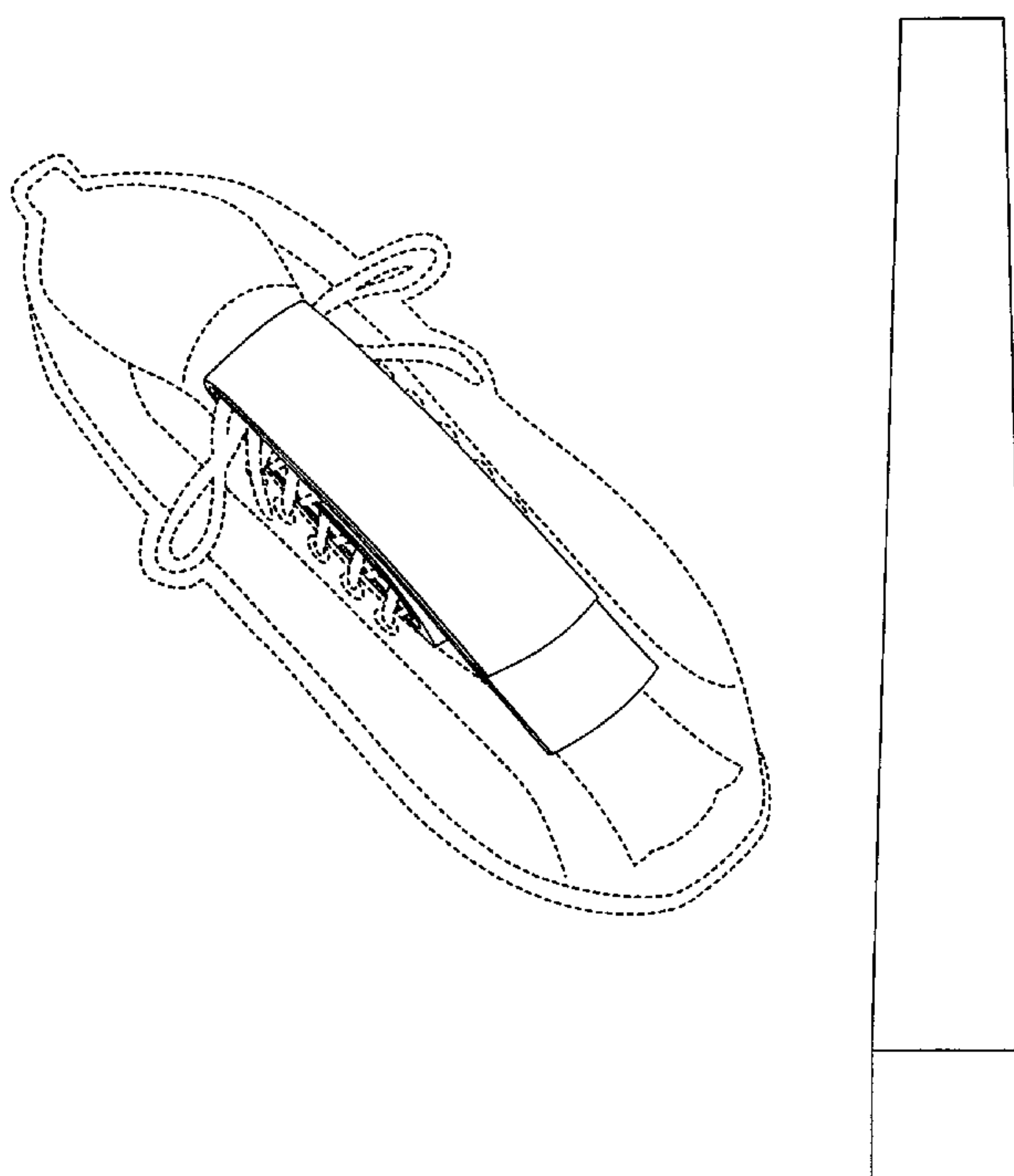
FIG. 5 is a back view of the shoe mounted cleaning accessory.

FIG. 6 is a top view of the shoe mounted cleaning accessory; and,

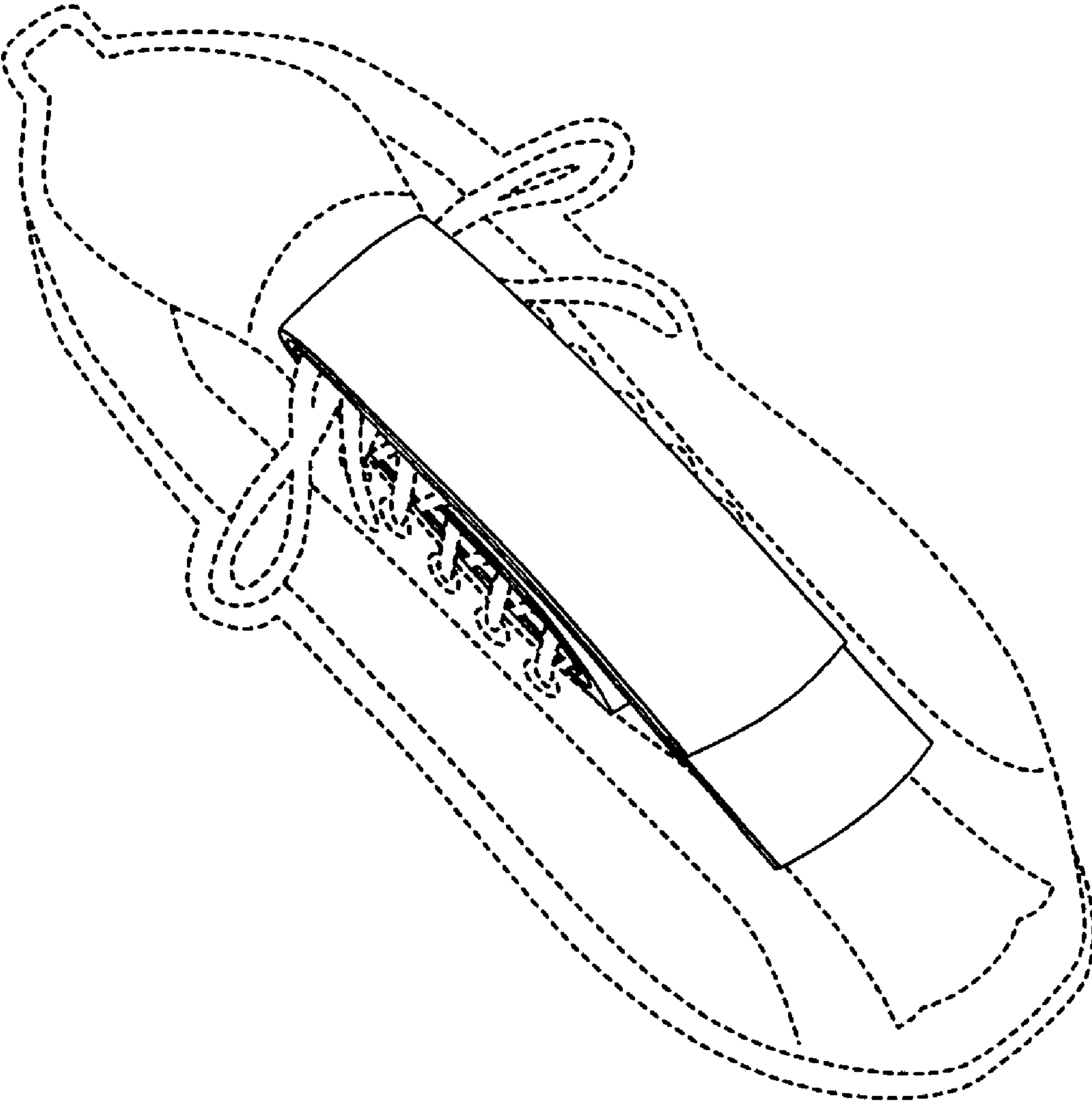
FIG. 7 is a bottom view of the shoe mounted cleaning accessory.

The broken line showing of the shoe in FIG. 1 is included for the purpose of illustrating the environment of the shoe mounted cleaning accessory and forms no part of the claimed design.

**1 Claim, 2 Drawing Sheets**




**Fig. 1**



**Fig. 2**




**Fig. 3**



**Fig. 4**



**Fig. 5**



**Fig. 6**



**Fig. 7**

