

US00D545007S

(12) **United States Design Patent**
Northrop

(10) **Patent No.:** **US D545,007 S**

(45) **Date of Patent:** **** Jun. 19, 2007**

(54) **CAT SCRATCHING POST**

(75) Inventor: **Melaney Northrop**, Arlington, TX (US)

(73) Assignee: **Dockocil Manufacturing Company, Inc.**, Arlington, TX (US)

(**) Term: **14 Years**

(21) Appl. No.: **29/256,273**

(22) Filed: **Mar. 17, 2006**

(51) **LOC (8) Cl.** **30-99**

(52) **U.S. Cl.** **D30/160**

(58) **Field of Classification Search** D30/112,
D30/118-119, 160; 119/66, 702-703, 706-711;
446/396

See application file for complete search history.

(56) **References Cited**

U.S. PATENT DOCUMENTS

2,894,487	A *	7/1959	Goldson	119/706
D220,843	S *	6/1971	Cook	D30/108
D235,270	S *	6/1975	Borak	D30/160
D238,792	S *	2/1976	White	D30/158
4,040,520	A *	8/1977	Joaquin	D30/160
4,253,423	A *	3/1981	Kaplan	119/706
D261,186	S *	10/1981	Michalski	D30/160
D265,139	S *	6/1982	Salvato	D30/160
4,517,922	A *	5/1985	Lind	119/708
4,577,590	A	3/1986	Skroch		
4,611,556	A	9/1986	Frank		

D295,088	S *	4/1988	O'Rourke	D30/160
4,790,265	A	12/1988	Manson		
5,054,429	A	10/1991	Bradford		
5,067,440	A *	11/1991	Hatten et al.	119/706
D334,254	S *	3/1993	Mitchell	D30/160
D353,029	S *	11/1994	Northrop et al.	D30/108
D355,057	S	1/1995	Northrop et al.		
D361,876	S *	8/1995	Northrop et al.	D30/160
D386,839	S *	11/1997	Jennus	D30/160
6,209,491	B1 *	4/2001	Olson	119/706
6,966,277	B2	11/2005	DeRaspe-Bolles et al.		

* cited by examiner

Primary Examiner—Cathy Anne MacCormac

(74) *Attorney, Agent, or Firm*—Locke Liddell & Sapp, LLP

(57) **CLAIM**

The ornamental design for a cat scratching post, as shown and described.

DESCRIPTION

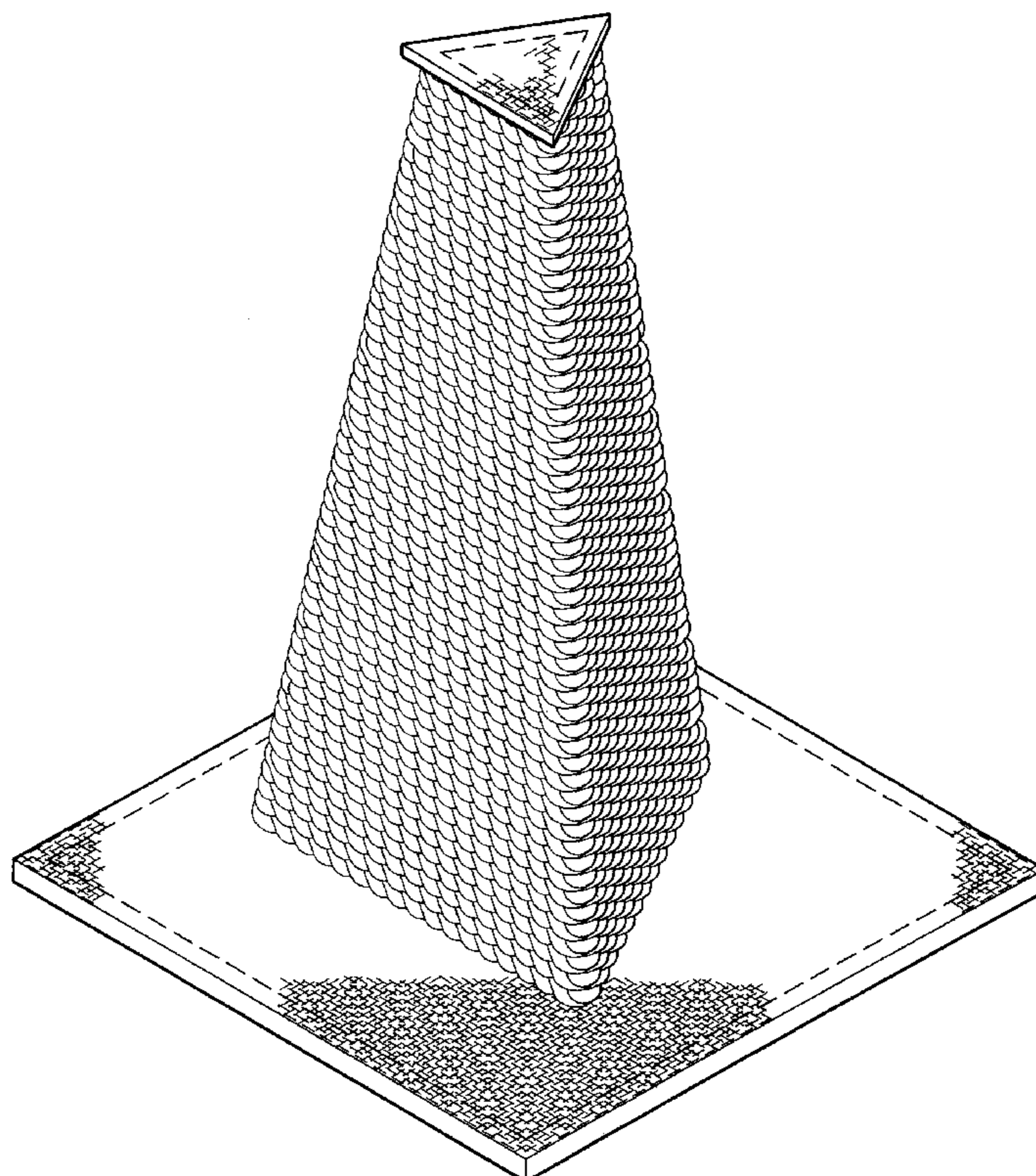
FIG. 1 is a perspective view of a cat scratching post;

FIG. 2 is a top plan view thereof; and,

FIG. 3 is a side elevational view thereof, as seen from the top view, all side views are identical.

The dashed lines shown in the drawings represent stitching and form part of the claimed design. The shading indicates a leather-like surface treatment.

1 Claim, 2 Drawing Sheets



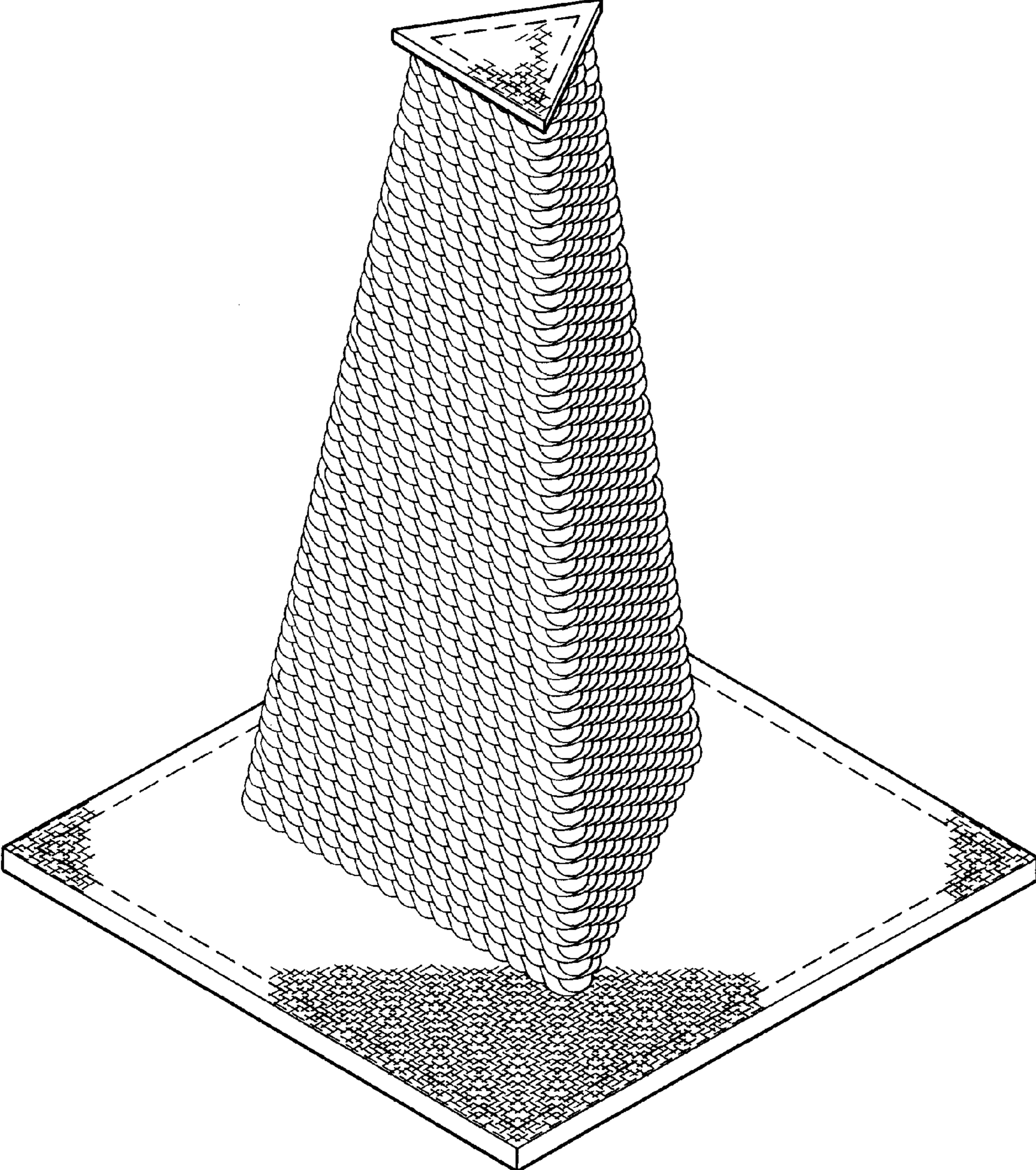


FIG. 1

FIG. 2

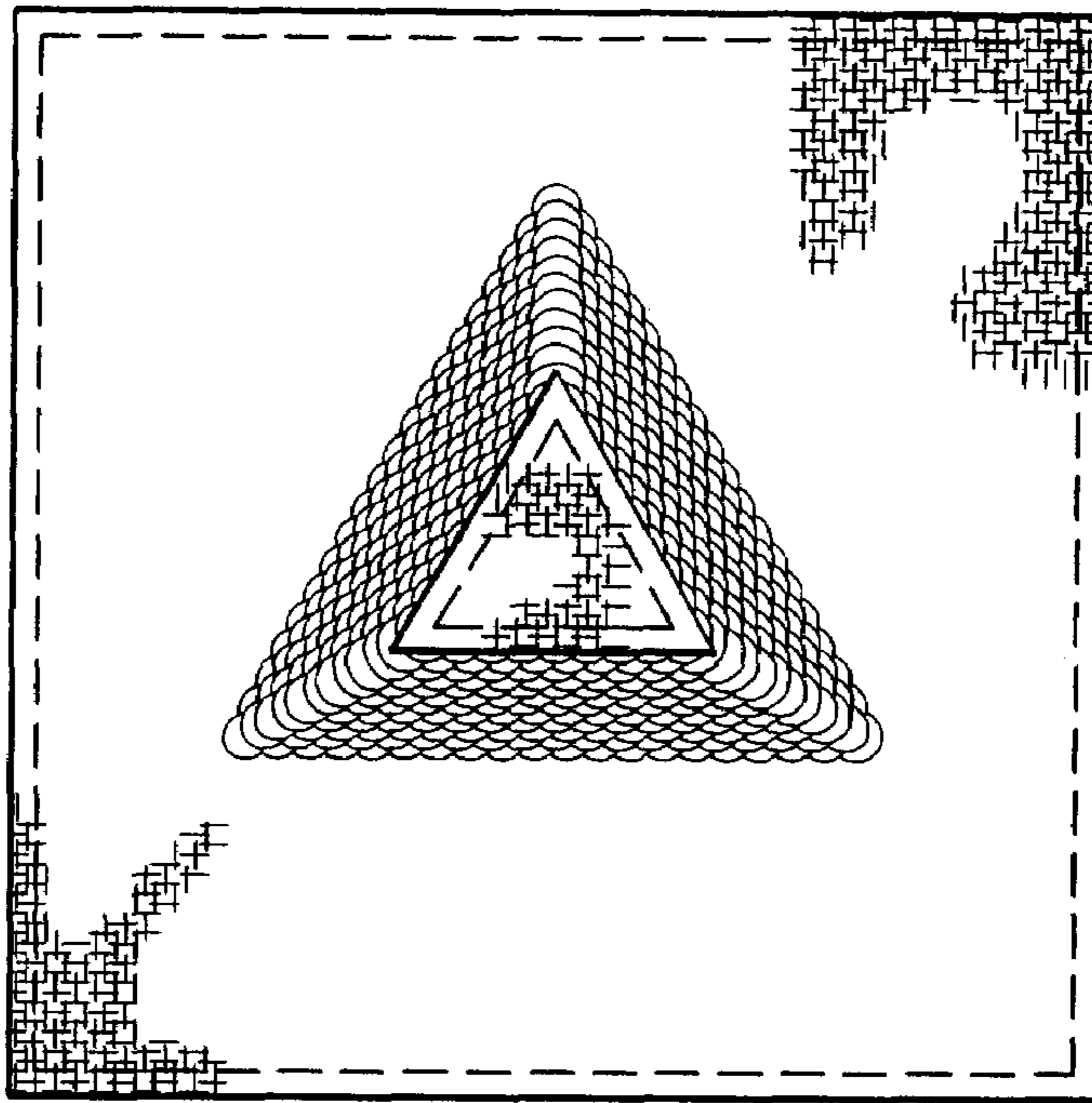


FIG. 3

