

US00D544970S

(12) **United States Design Patent** (10) **Patent No.:** **US D544,970 S**
Lin (45) **Date of Patent:** **** Jun. 19, 2007**

(54) **EXTERIOR SURFACE CONFIGURATION OF
A VEHICLE FRONT LIGHT**

(76) Inventor: **Yu-Chu Lin**, No. 477, Chung Shan N.
Rd., Yung Kang City, Tainan Hsien
(TW)

(**) Term: **14 Years**

(21) Appl. No.: **29/250,709**

(22) Filed: **Nov. 28, 2006**

(51) **LOC (8) Cl.** **26-06**

(52) **U.S. Cl.** **D26/28**

(58) **Field of Classification Search** D26/28-36;
362/459-468, 475-478, 485-487
See application file for complete search history.

(56) **References Cited**

U.S. PATENT DOCUMENTS

D504,735 S * 5/2005 Lin D26/28
D505,214 S * 5/2005 Yamagishi D26/28
D528,231 S * 9/2006 Ikeda D26/28

* cited by examiner

Primary Examiner—Marcus A. Jackson

(74) *Attorney, Agent, or Firm*—WPAT, PC.; Anthony S King

(57) **CLAIM**

I claim, the ornamental design for an exterior surface configuration of a vehicle front light, as shown and described.

DESCRIPTION

FIG. 1 is a perspective view from the front right of an exterior surface configuration of a vehicle front light showing my present design;

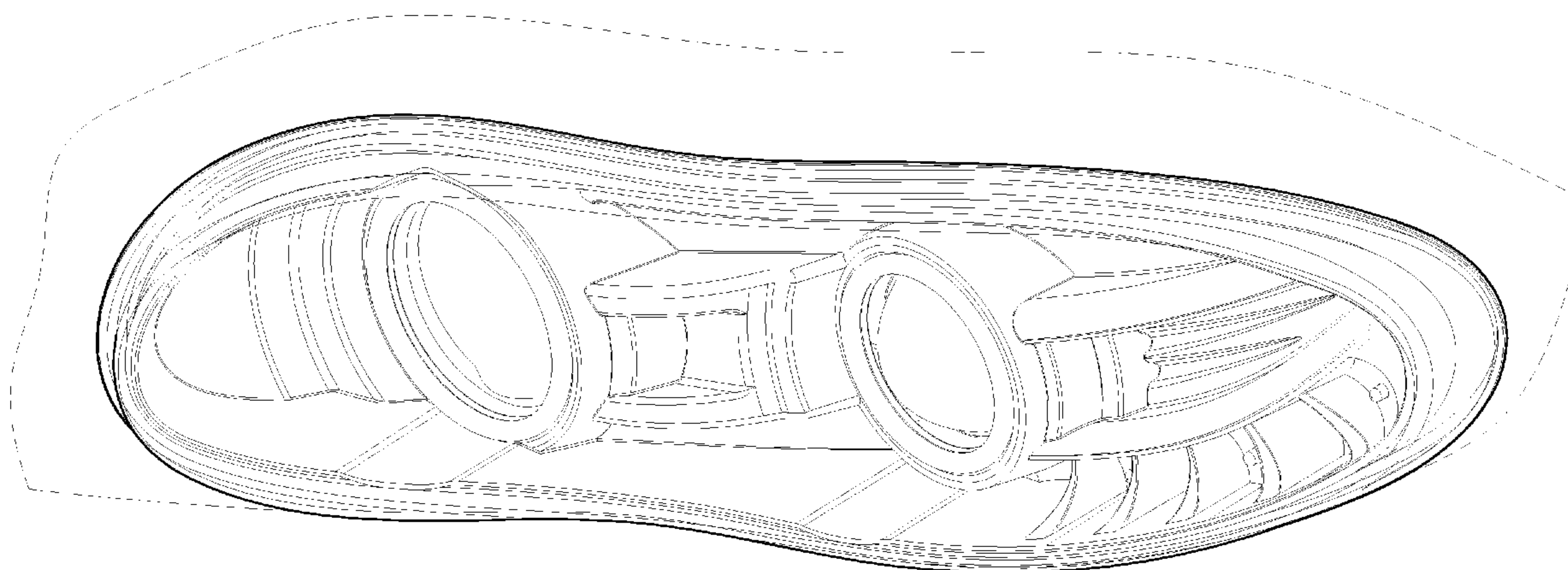
FIG. 2 is a front view thereof;

FIG. 3 is a right view thereof, and,

FIG. 4 is a top view thereof.

This design represents one embodiment of a design for an exterior surface configuration of a vehicle front light. The drawings and descriptions represent the right side embodiment. The design also contemplates a mirror symmetrical embodiment on the left side of the vehicle. The dash line included denotes environment and is not part of the claimed design.

1 Claim, 4 Drawing Sheets



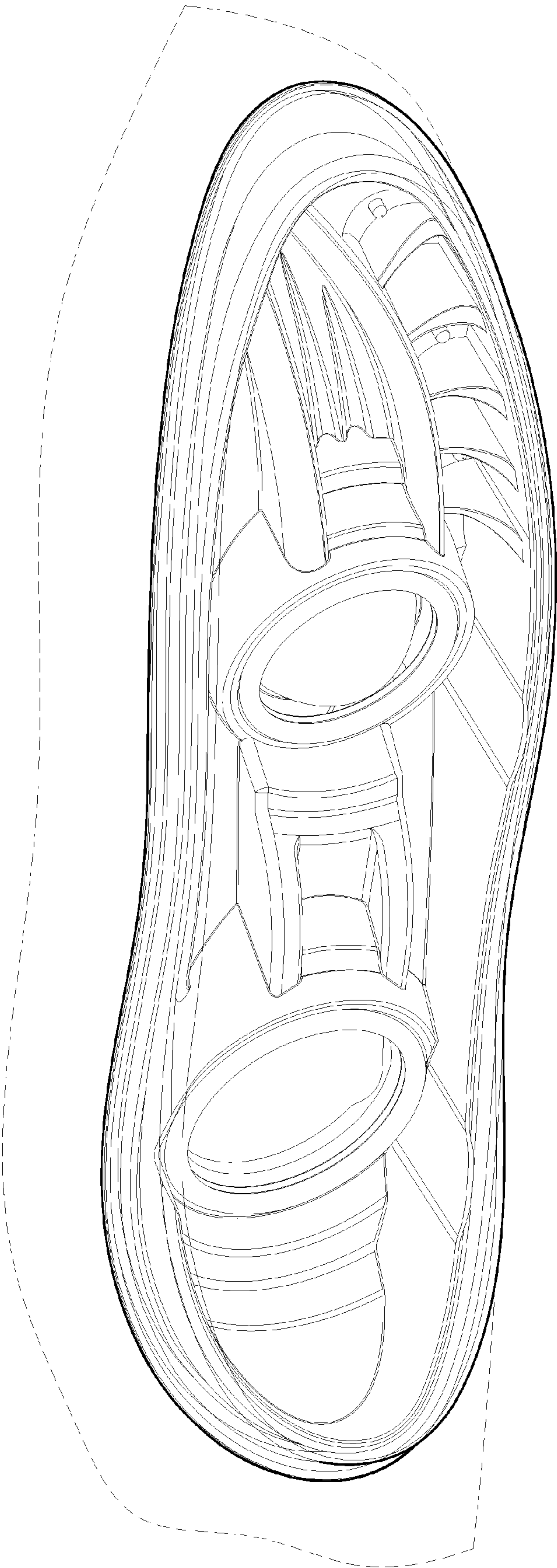


FIG. 1

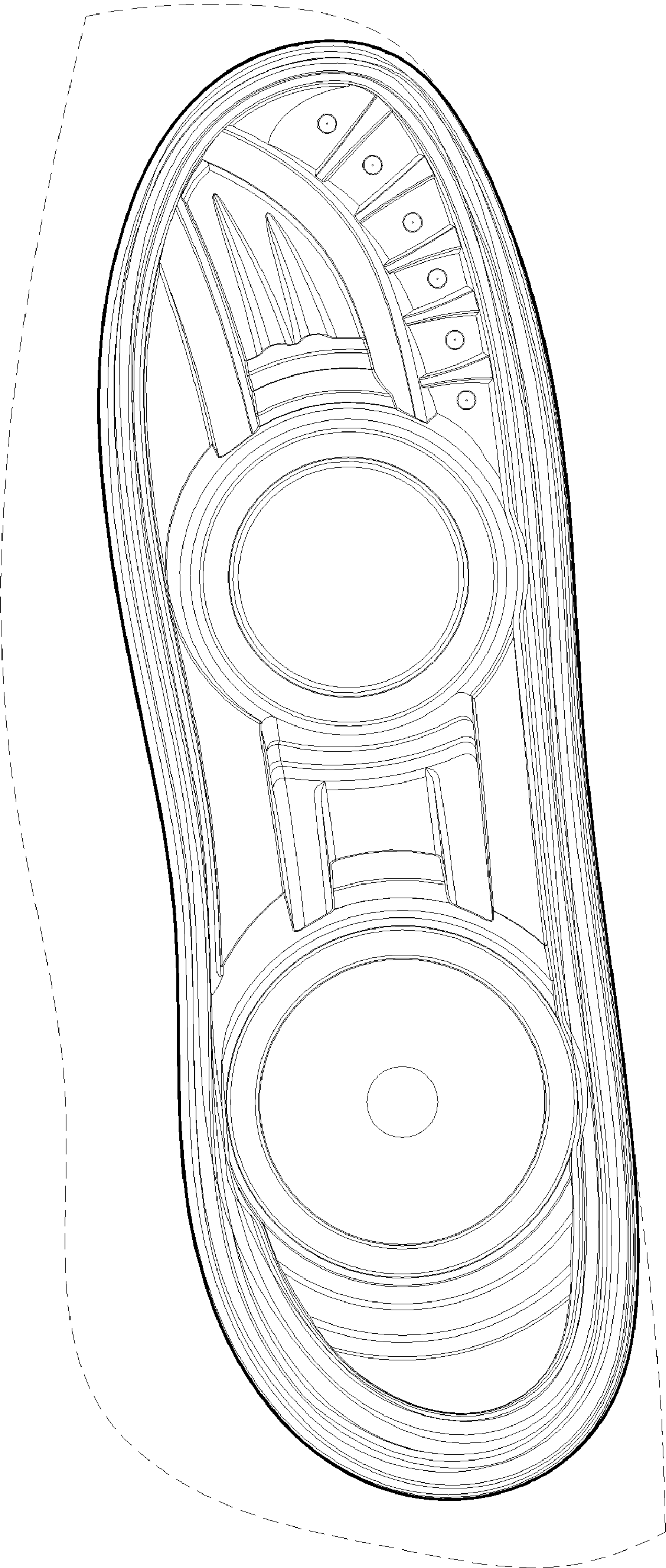


FIG. 2

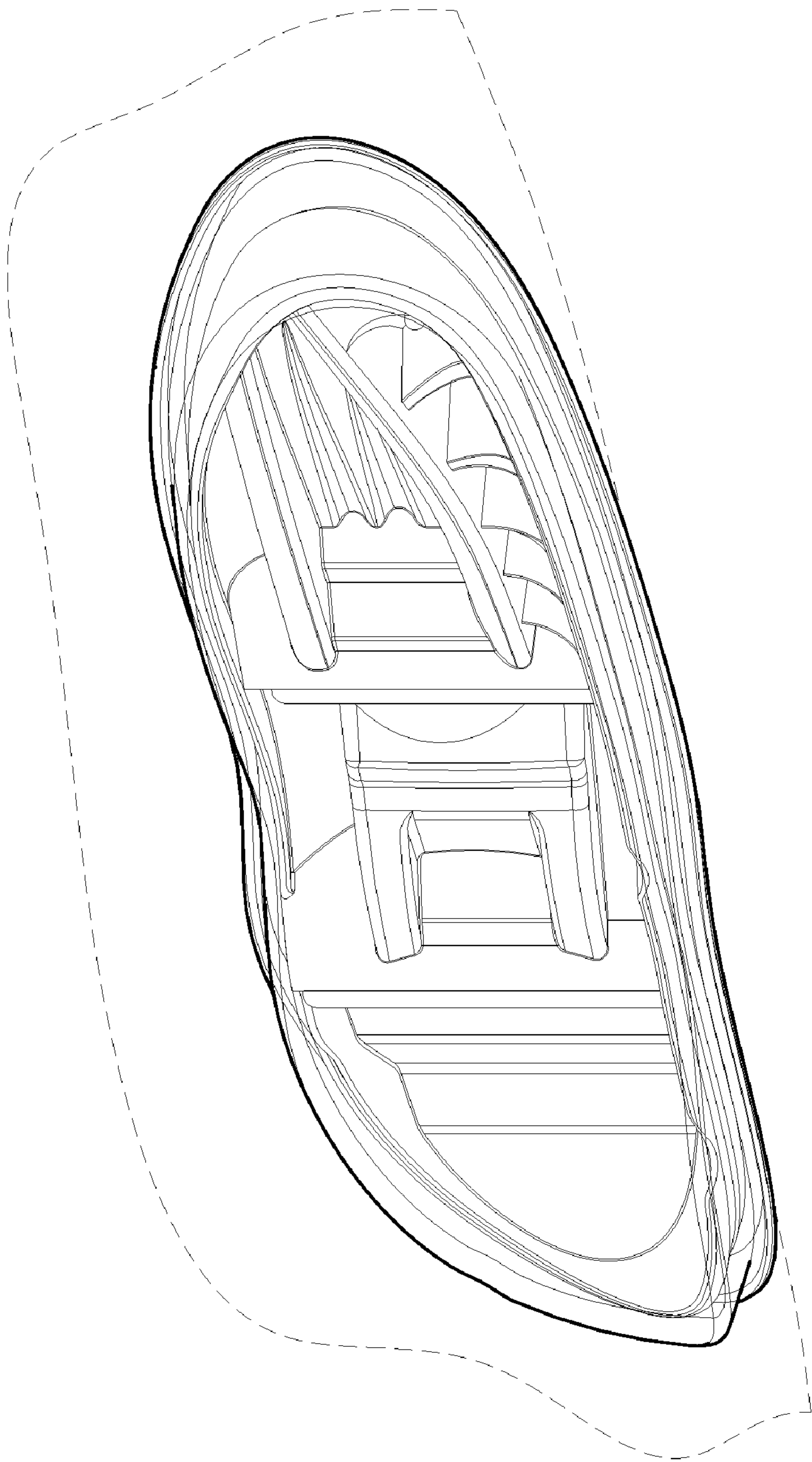


FIG. 3




FIG. 4