



US00D544954S

(12) **United States Design Patent**  
**Pickett**

(10) **Patent No.:** **US D544,954 S**

(45) **Date of Patent:** **\*\* Jun. 19, 2007**

(54) **COMBINATION CEILING FAN HOUSING AND LIGHT KIT**

*Primary Examiner*—Lisa Lichtenstein  
(74) *Attorney, Agent, or Firm*—Parsons & Goltry; Michael W. Goltry; Robert A. Parsons

(76) **Inventor:** **Mark Pickett**, 1419 E. Palm St., Altadena, CA (US) 91001

(57) **CLAIM**

(\*\*) **Term:** **14 Years**

The ornamental design for a combination ceiling fan housing and light kit, as shown and described.

(21) **Appl. No.:** **29/264,666**

(22) **Filed:** **Aug. 15, 2006**

**DESCRIPTION**

(51) **LOC (8) Cl.** ..... **23-04**

(52) **U.S. Cl.** ..... **D23/411**

(58) **Field of Classification Search** ..... D23/411,  
D23/413, 377, 379, 385; 416/5; D26/59,  
D26/51, 72, 80–86, 73

See application file for complete search history.

FIG. 1 is a bottom perspective view of a combination ceiling fan housing and light kit showing my new design;

FIG. 2 is a top perspective view thereof;

FIG. 3 is front elevational view thereof, the rear elevational view thereof, the left side elevational view thereof, and the right side elevational view being substantially the same thereof;

FIG. 4 is a top plan view thereof; and,

FIG. 5 is a bottom plan view thereof.

The dashed lines in the FIGS. 2 and 4 show environmental features, which are for illustrative purposes only and form no part of the claimed design.


(56) **References Cited**

U.S. PATENT DOCUMENTS

D393,091 S *	3/1998	Dolan	.....	D28/84
D415,303 S *	10/1999	Lin	.....	D26/85
D476,410 S *	6/2003	Young	.....	D23/411
D523,950 S *	6/2006	Chen	.....	D23/411
D524,934 S *	7/2006	Hidalgo	.....	D23/411

\* cited by examiner

**1 Claim, 5 Drawing Sheets**



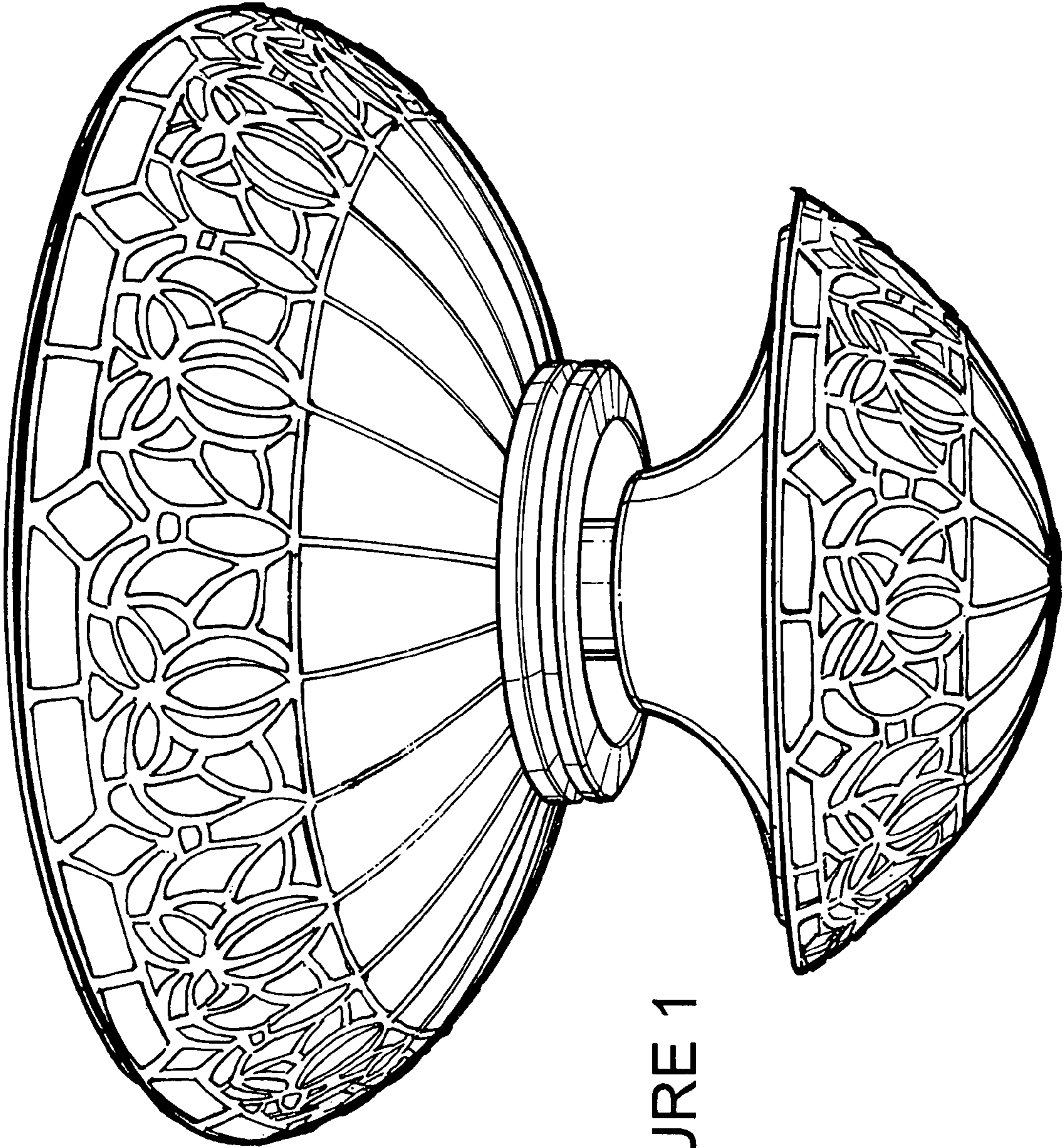


FIGURE 1



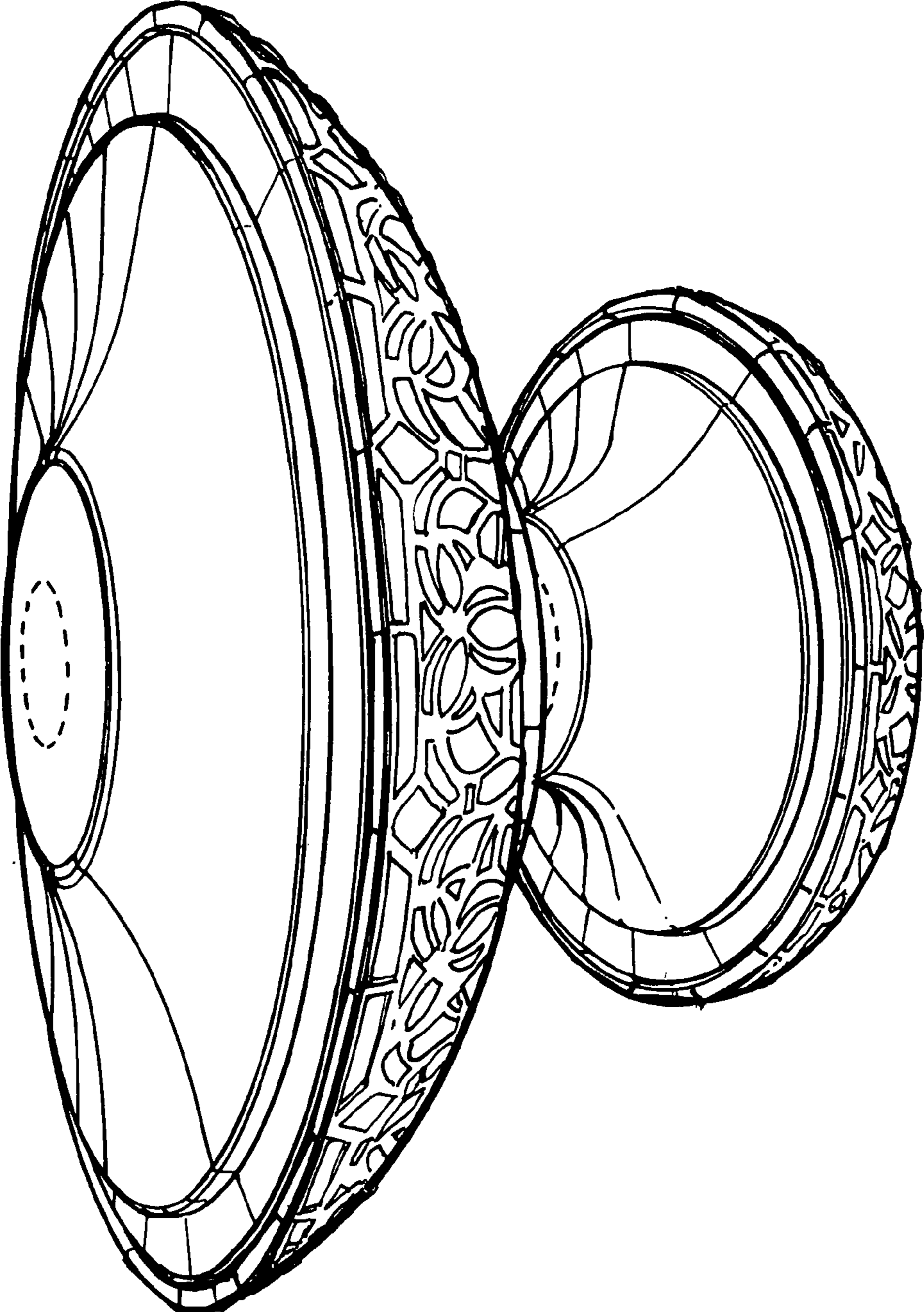


FIGURE 2

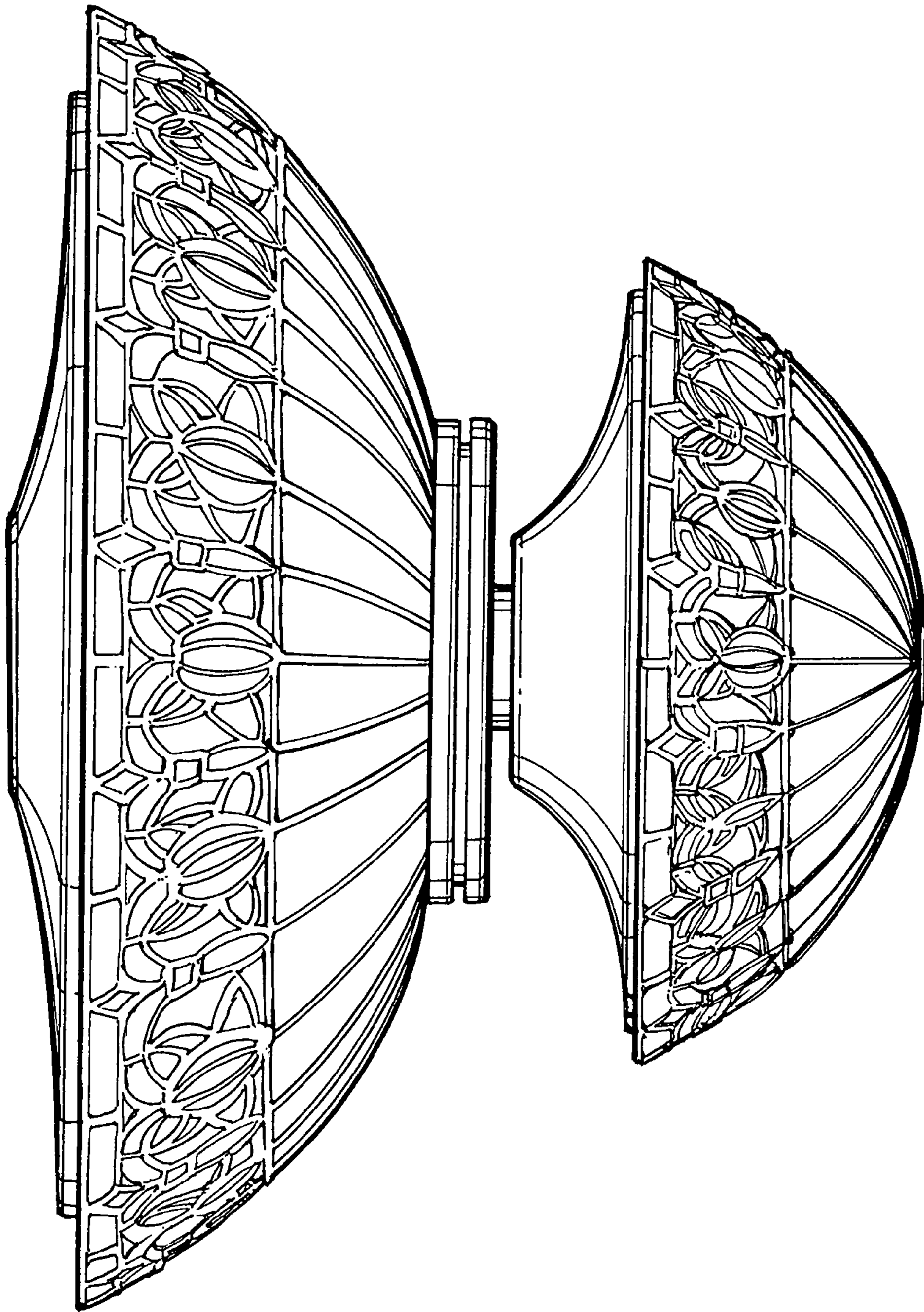


FIGURE 3

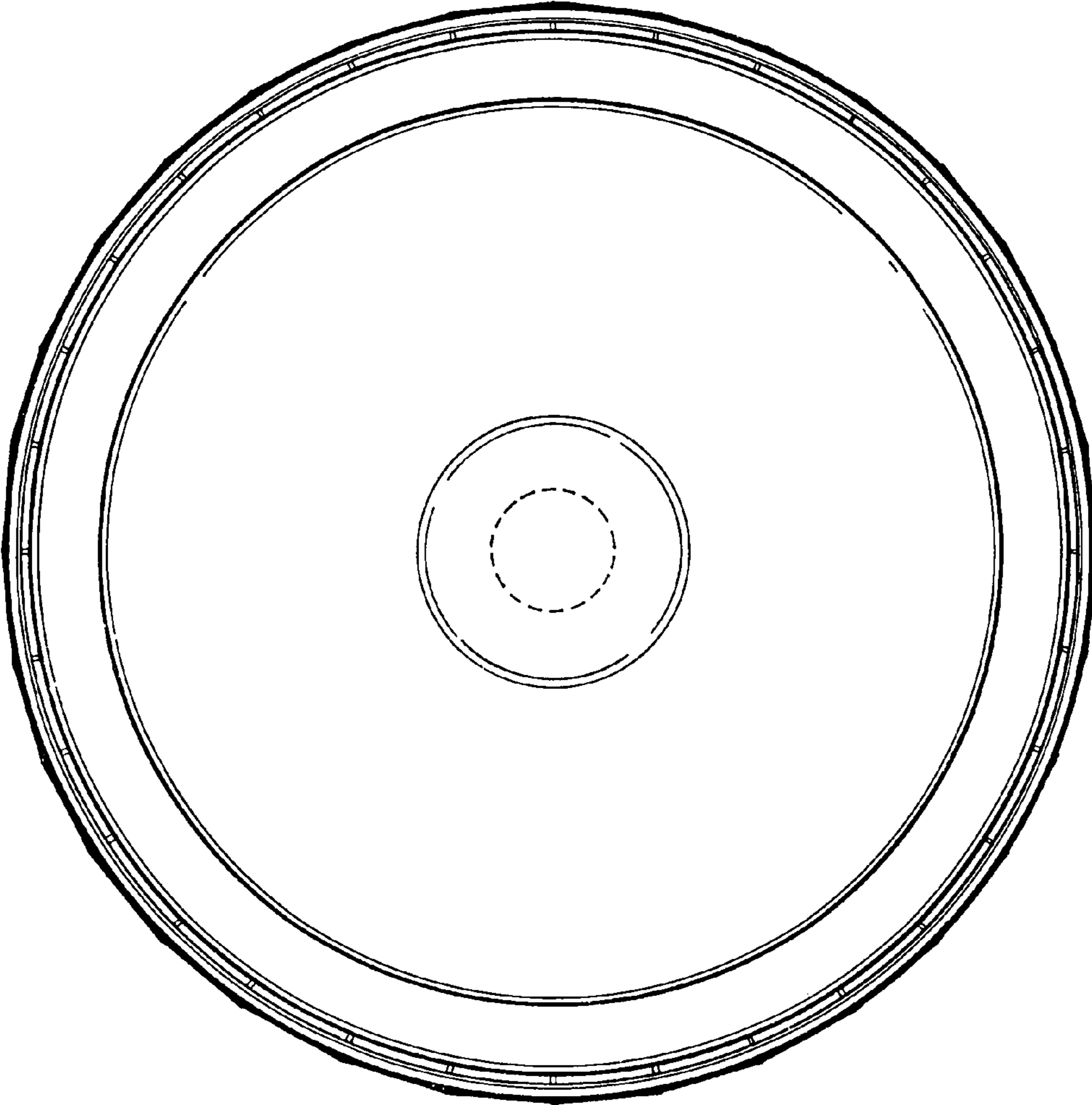


FIGURE 4






FIGURE 5