



US00D544938S

(12) **United States Design Patent**  
**Radcliffe et al.**

(10) **Patent No.:** **US D544,938 S**  
(45) **Date of Patent:** **\*\* Jun. 19, 2007**

- (54) **PORTION OF A GOLF CLUB HEAD**
- (75) Inventors: **Nathaniel J. Radcliffe**, Huntington Beach, CA (US); **John J. Rae**, Westminster, CA (US); **Robert J. Horacek**, Hermosa Beach, CA (US); **Sam G. Lacey**, Westminster, CA (US); **Craig R. Schnell**, Costa Mesa, CA (US)
- (73) Assignee: **Roger Cleveland Golf Co., Inc.**, Huntington, CA (US)

- D503,947 S 4/2005 Shirley
- D523,503 S 6/2006 Foster et al.
- D523,504 S 6/2006 Tang
- D523,505 S 6/2006 Foster et al.
- D523,506 S 6/2006 Foster et al.
- D523,918 S 6/2006 Foster et al.
- D524,388 S 7/2006 Tang et al.
- D524,890 S 7/2006 Foster et al.
- D524,891 S 7/2006 Foster et al.
- D527,434 S 8/2006 Foster et al.
- D529,112 S 9/2006 Tang et al.
- D529,561 S 10/2006 Foster et al.
- D529,562 S 10/2006 Foster et al.

(\*\*) Term: **14 Years**

\* cited by examiner

(21) Appl. No.: **29/270,099**

*Primary Examiner*—Mitchell Siegel  
(74) *Attorney, Agent, or Firm*—Oliff & Berridge, PLC

(22) Filed: **Dec. 15, 2006**

- (51) **LOC (8) Cl.** ..... **21-02**
- (52) **U.S. Cl.** ..... **D21/759**
- (58) **Field of Classification Search** ..... D21/733–752,  
D21/759; 473/324–331, 343–346  
See application file for complete search history.

(57) **CLAIM**

The ornamental design for a portion of a golf club head, as shown and described.

(56) **References Cited**

**DESCRIPTION**

**U.S. PATENT DOCUMENTS**

- D268,357 S \* 3/1983 Mader ..... D21/733
- D406,295 S 3/1999 Long
- D415,807 S \* 10/1999 Werner et al. .... D21/733
- D418,885 S \* 1/2000 Wanchena ..... D21/733
- D447,201 S 8/2001 Boyd
- D463,516 S 9/2002 Antonious
- D484,937 S \* 1/2004 Madore et al. .... D21/759
- D489,105 S \* 4/2004 Kim ..... D21/733


FIG. 1 is a top plan view of a portion of a golf club head, embodying the inventive design.

FIG. 2 is a top perspective view thereof; and,

FIG. 3 is a heel side elevational view thereof.

The broken line immediately adjacent to the shaded area represents an unclaimed boundary of the design. The remainder of the golf club head is for illustrative purposes only and forms no part of the claimed design.

**1 Claim, 3 Drawing Sheets**





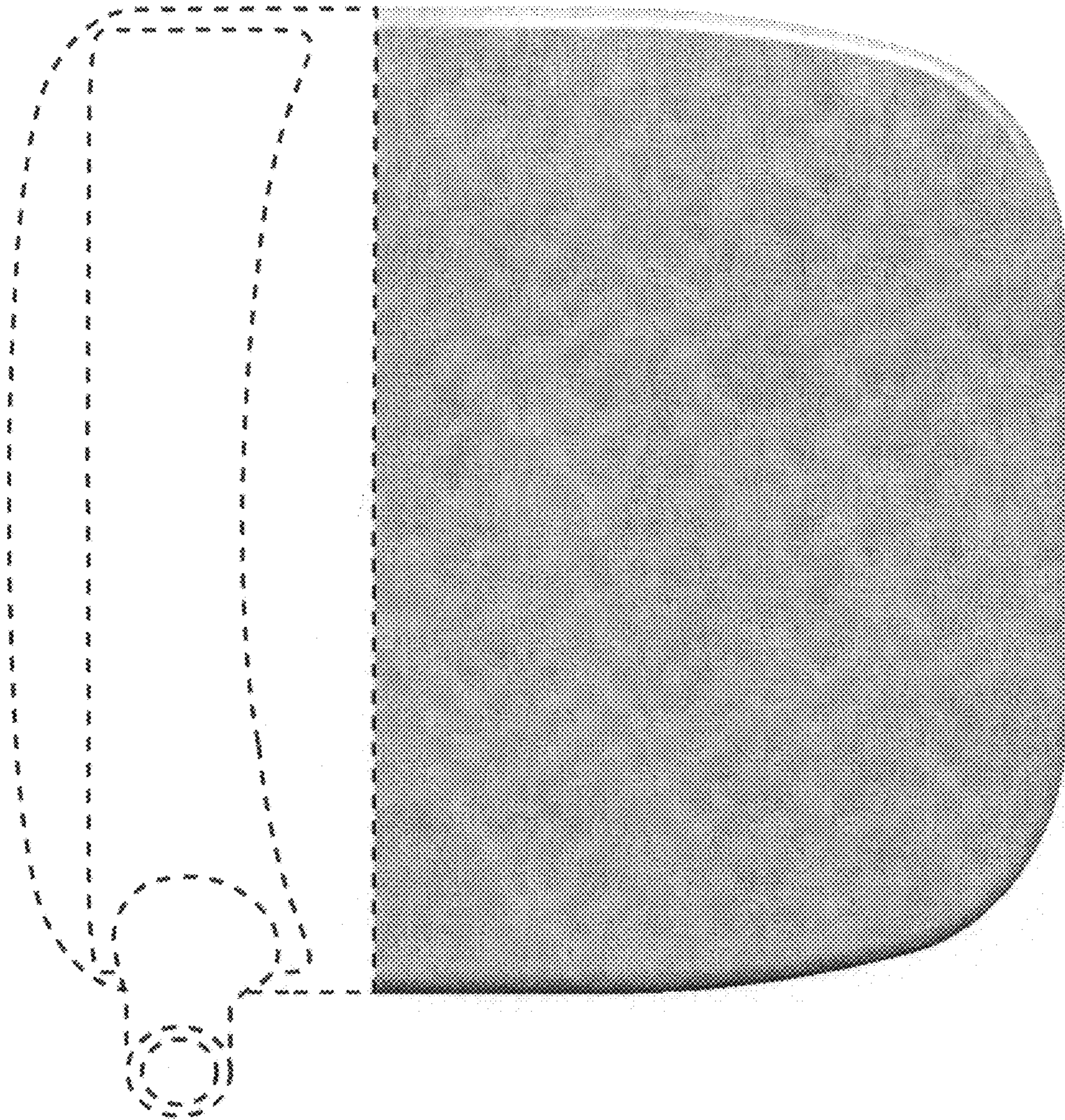


FIG. 1






FIG. 2

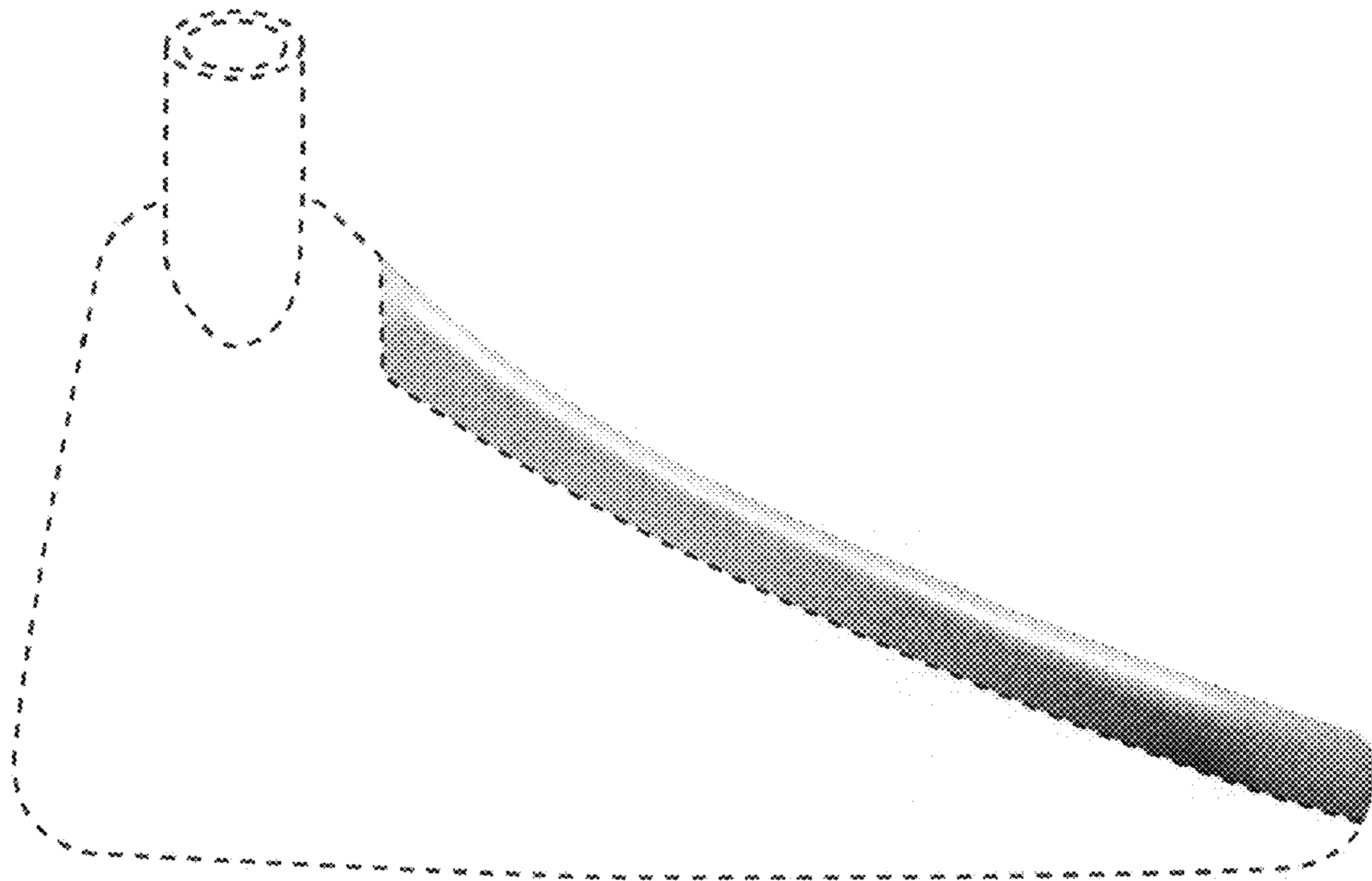


FIG. 3