

US00D544937S

(12) **United States Design Patent**
Serrano et al.

(10) **Patent No.:** **US D544,937 S**
(45) **Date of Patent:** **** Jun. 19, 2007**

(54) **GOLF CLUB FACE**

(75) Inventors: **Anthony D. Serrano**, Anthem, AZ
(US); **Xiaojian Chen**, Phoenix, AZ
(US)

(73) Assignee: **Karsten Manufacturing Corporation**,
Phoenix, AZ (US)

(**) Term: **14 Years**

(21) Appl. No.: **29/261,859**

(22) Filed: **Jun. 21, 2006**

(51) **LOC (8) Cl.** **21-02**

(52) **U.S. Cl.** **D21/759**

(58) **Field of Classification Search** D21/733,
D21/752, 759; 473/324-331, 343-346
See application file for complete search history.

(56) **References Cited**

U.S. PATENT DOCUMENTS

D405,492 S	2/1999	Kubica	
D437,376 S	2/2001	Solheim	
D443,323 S	6/2001	Solheim	
D487,126 S	2/2004	Sanchez	
D487,787 S *	3/2004	Cleveland et al. D21/759
D503,761 S	4/2005	Tuerschmann	

D511,361 S *	11/2005	Brookshire-Herron et al.	D21/759
D513,052 S *	12/2005	Tuerschmann et al.	D21/759
D521,585 S *	5/2006	Hasebe	D21/759
D524,391 S *	7/2006	Hasebe	D21/759
D530,763 S *	10/2006	Evans et al.	D21/759
D534,977 S *	1/2007	Evans	D21/759
D538,870 S *	3/2007	Chick et al.	D21/759

* cited by examiner

Primary Examiner—Mitchell Siegel

(74) *Attorney, Agent, or Firm*—Darrell F. Marquette

(57) **CLAIM**

The ornamental design for a golf club face, as shown and described.

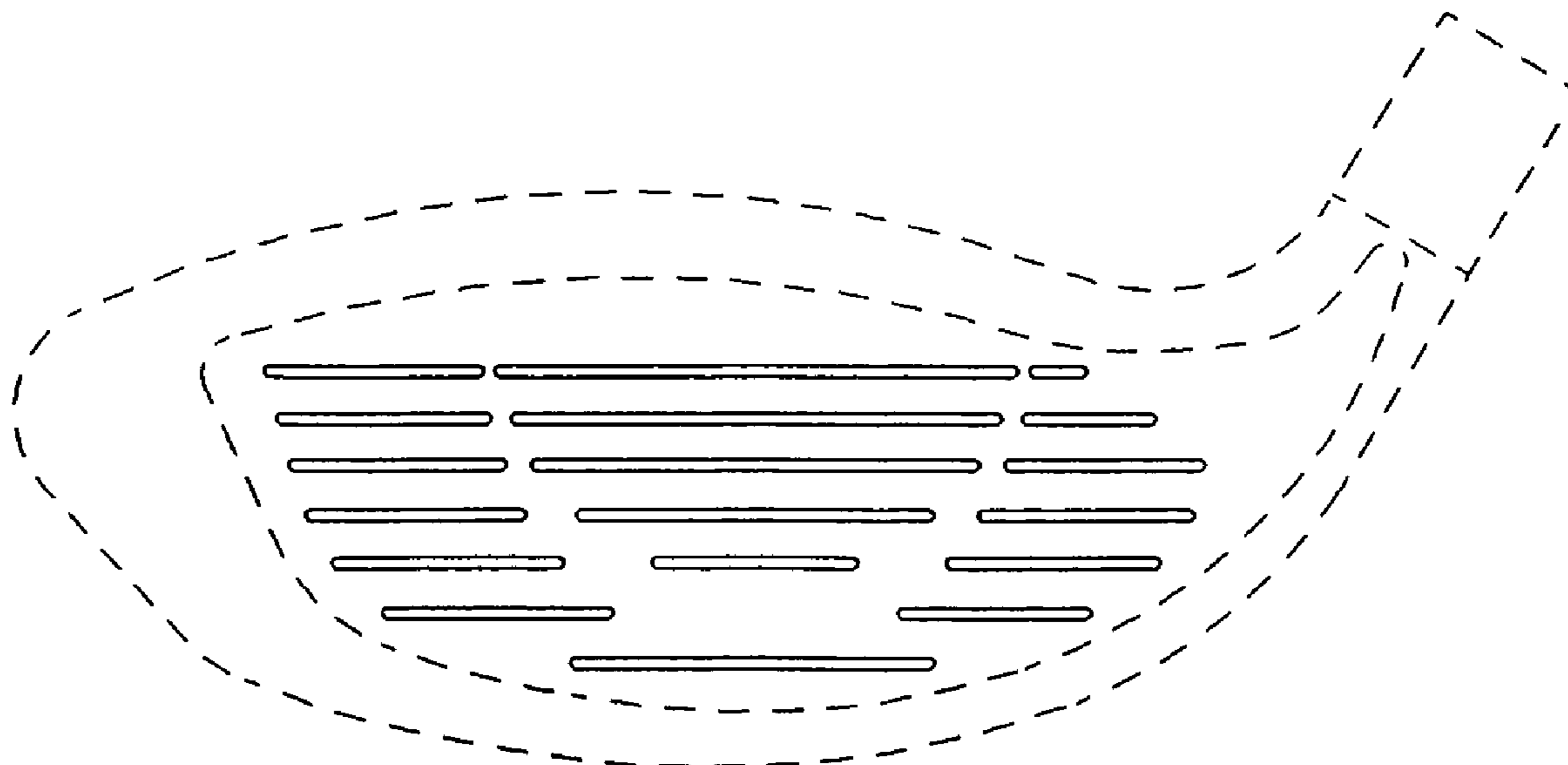
DESCRIPTION

FIG. 1 is a perspective view of a golf club face showing our new design; and,

FIG. 2 is a front elevational view of the golf club face shown in FIG. 1.

The broken line showing of other portions of a golf club head is for illustrative purposes only and forms no part of the claimed design.

1 Claim, 1 Drawing Sheet



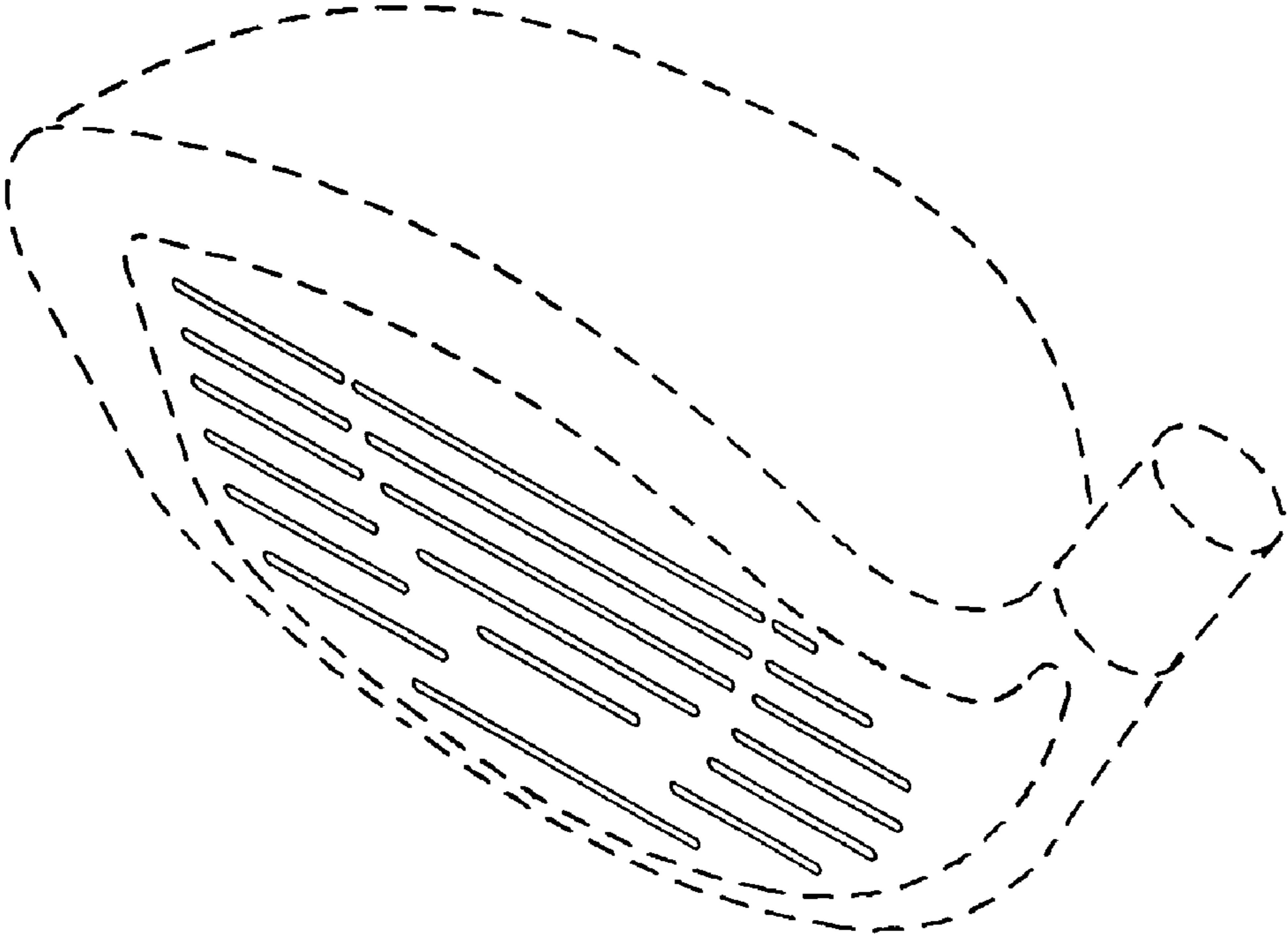


FIG. 1

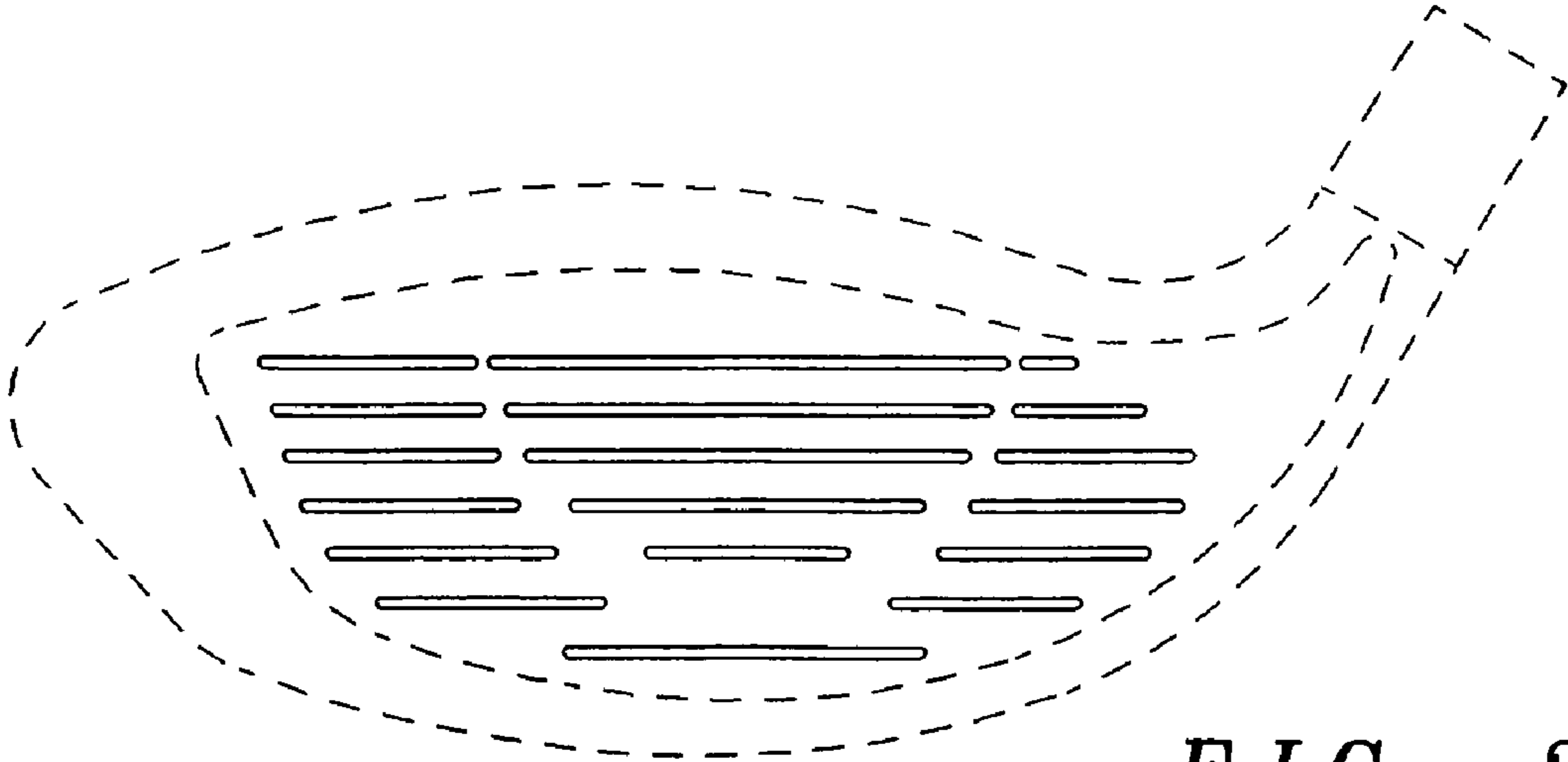


FIG. 2