

US00D544927S

(12) **United States Design Patent**
Sanger, II

(10) **Patent No.:** **US D544,927 S**
(45) **Date of Patent:** **** Jun. 19, 2007**

(54) **TOY AIRBOAT**

(76) Inventor: **Robert E. Sanger, II**, 2703
Buckingham Ave., Lakeland, FL (US)
33803

(**) Term: **14 Years**

(21) Appl. No.: **29/254,121**

(22) Filed: **Feb. 17, 2006**

(51) **LOC (8) Cl.** **21-01**

(52) **U.S. Cl.** **D21/542**

(58) **Field of Classification Search** D21/533,
D21/542-544; D12/300-305; 446/160,
446/163-165; 440/37

See application file for complete search history.

(56) **References Cited**

U.S. PATENT DOCUMENTS

D240,250 S *	6/1976	Plaszek	D21/533
4,015,555 A	4/1977	Tinkham		
D249,137 S *	8/1978	Hoyt	D12/300
4,165,703 A	8/1979	Burg		
4,180,882 A	1/1980	Kawasaki		
4,392,445 A	7/1983	Burg		
4,587,918 A	5/1986	Burg		
4,739,719 A	4/1988	Burg		
4,890,564 A	1/1990	Burg		
4,998,898 A	3/1991	Dufrene		
5,000,107 A	3/1991	Burg		
5,082,465 A	1/1992	Wine		
5,110,311 A	5/1992	Wilkerson		
D329,476 S	9/1992	Strickland et al.		

D329,886 S	9/1992	Fujitani		
5,176,095 A	1/1993	Burg		
D350,323 S *	9/1994	Stracuzzi	D12/300
5,807,149 A	9/1998	Kaye		
5,839,926 A	11/1998	Kaye		
5,860,383 A	1/1999	Whitener		
6,056,608 A	5/2000	Phelan, Sr.		
D427,562 S *	7/2000	Phelan	D12/305
D451,560 S *	12/2001	Tilbor et al.	D21/542
6,364,723 B1	4/2002	Hite		
6,865,869 B2	3/2005	Penny		

* cited by examiner

Primary Examiner—Holly H. Baynham

Assistant Examiner—Cynthia M. Chin

(74) *Attorney, Agent, or Firm*—David G. Maire; Beusse
Wolter Sanks Mora & Maire, P.A.

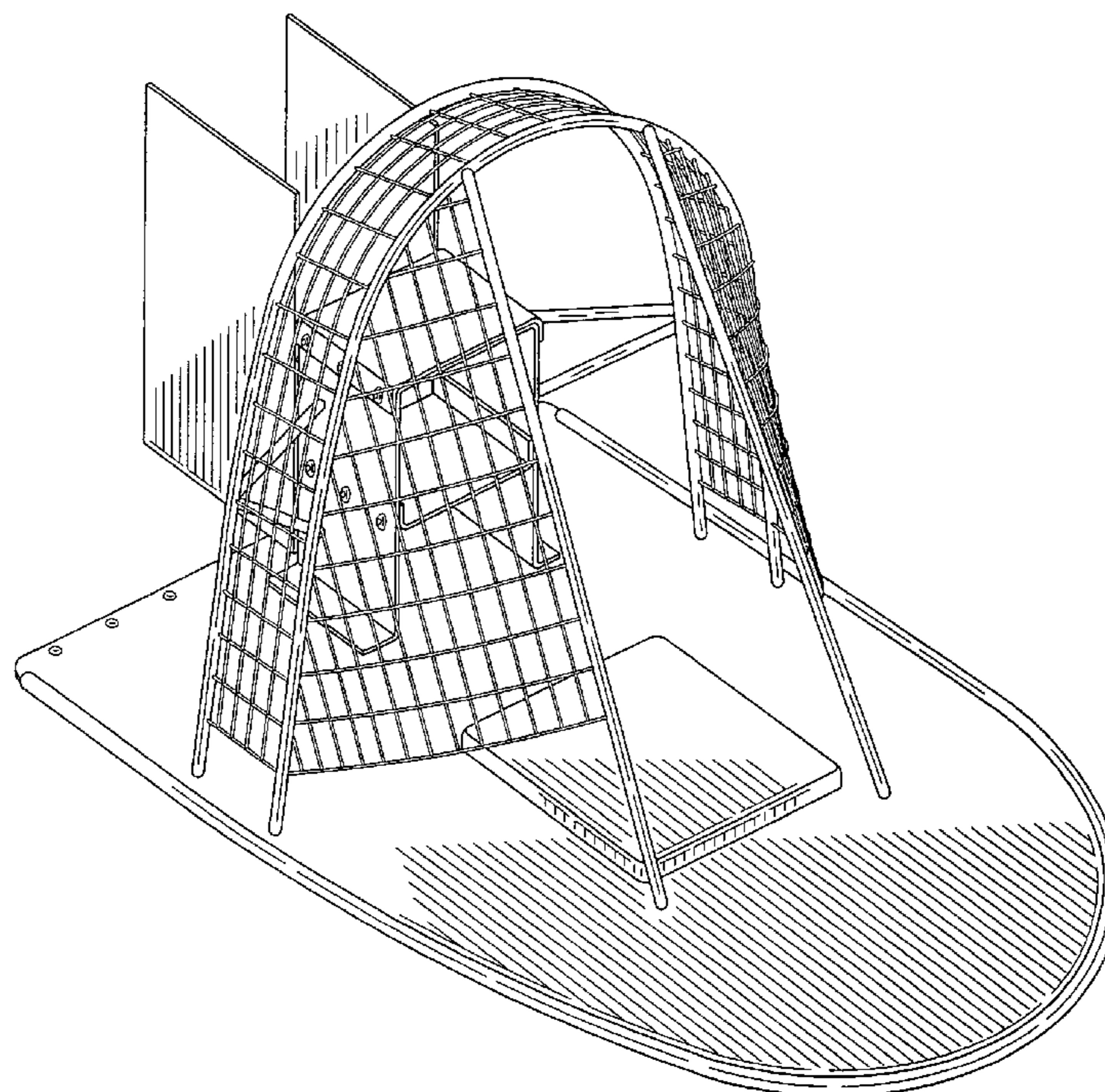
(57) **CLAIM**

The ornamental design for a toy airboat, as shown and described.

DESCRIPTION

FIG. 1 is a front perspective view of the ornamental design; FIG. 2 is a side elevational view of the ornamental design, with the side opposite being a mirror image; FIG. 3 is a front elevational view of the ornamental design; FIG. 4 is a rear elevational view of the ornamental design; FIG. 5 is a top plan view of the ornamental design; and, FIG. 6 is a bottom plan view of the ornamental design.

1 Claim, 5 Drawing Sheets



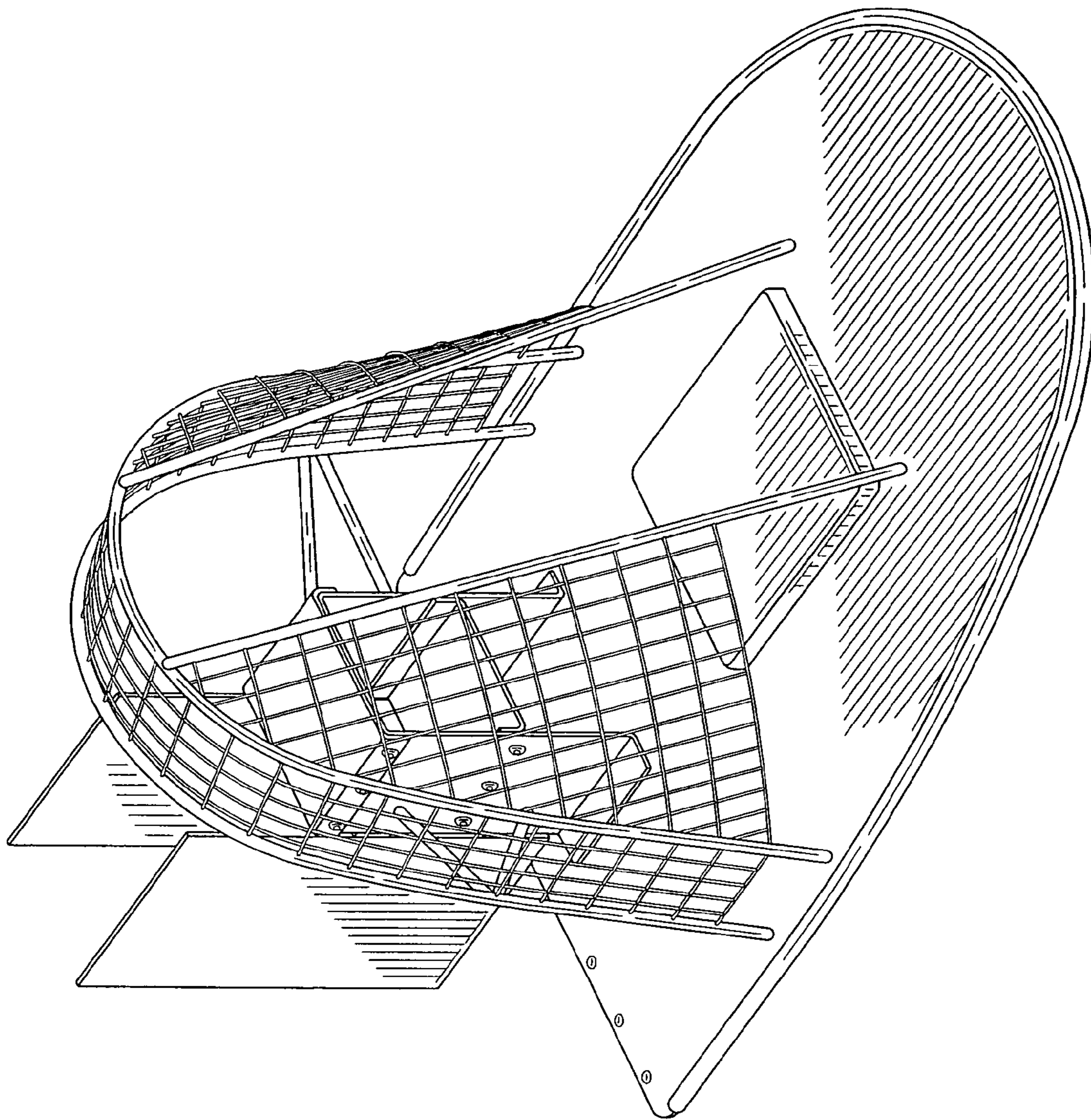


FIG. 1

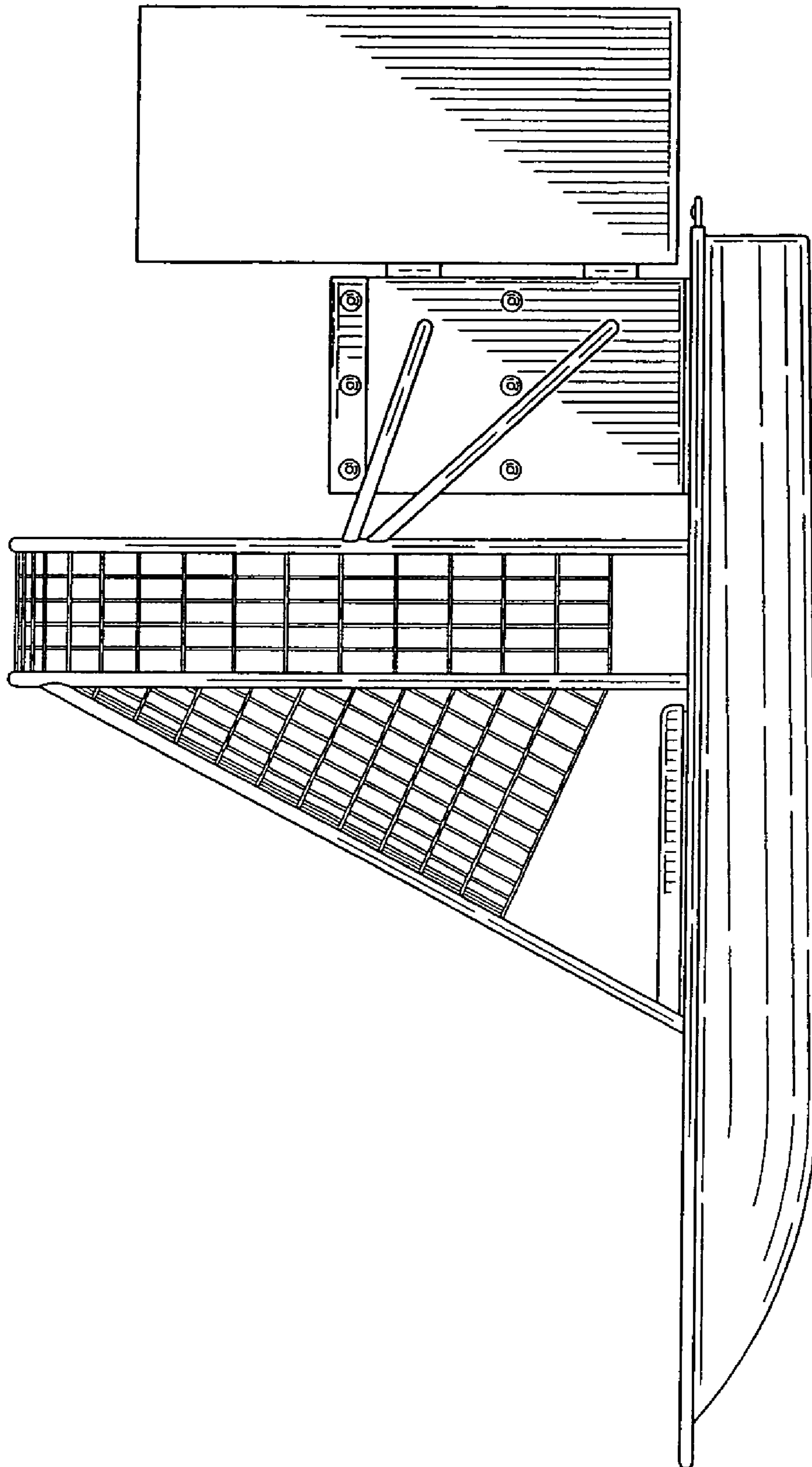


FIG. 2

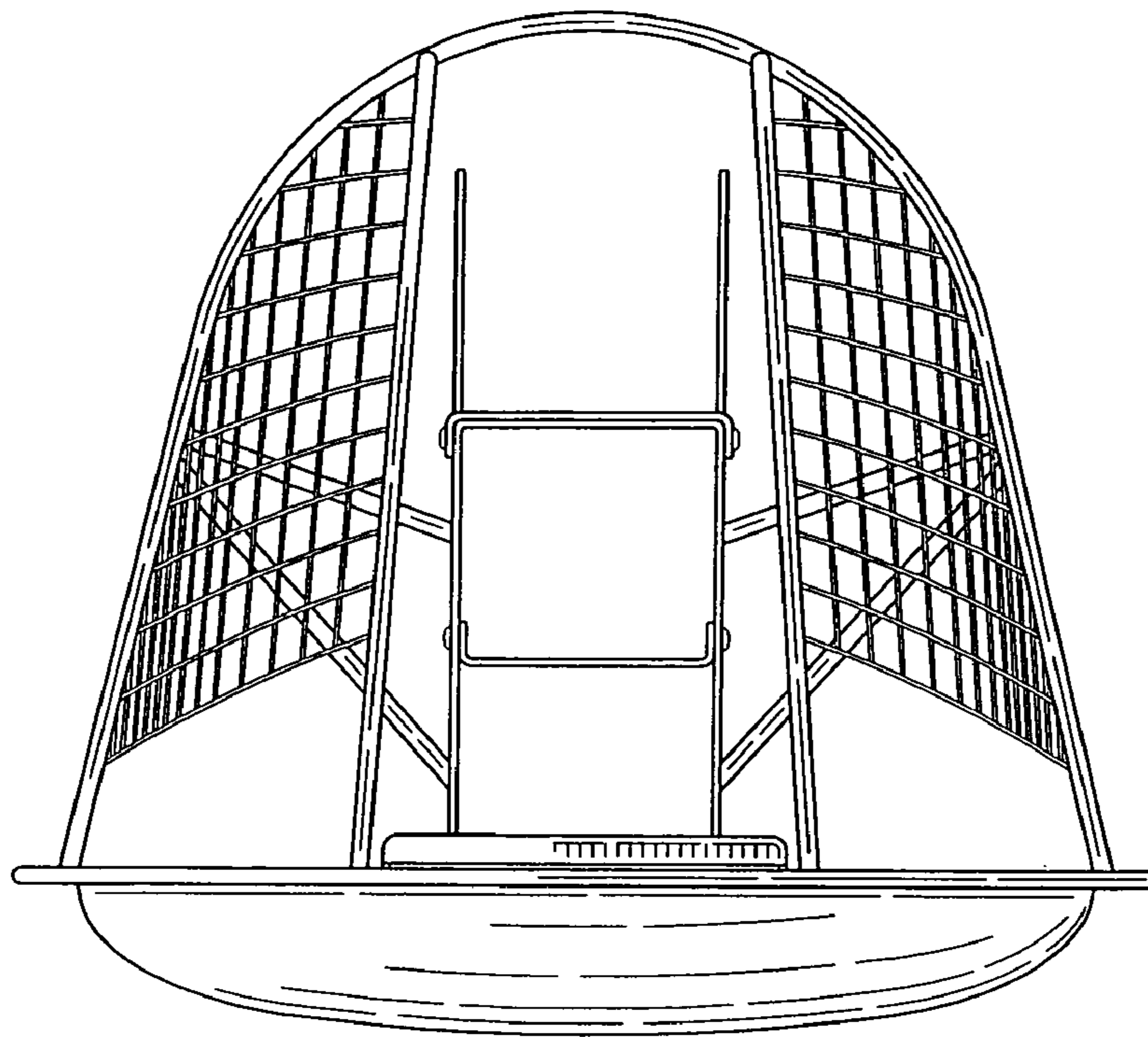


FIG. 3

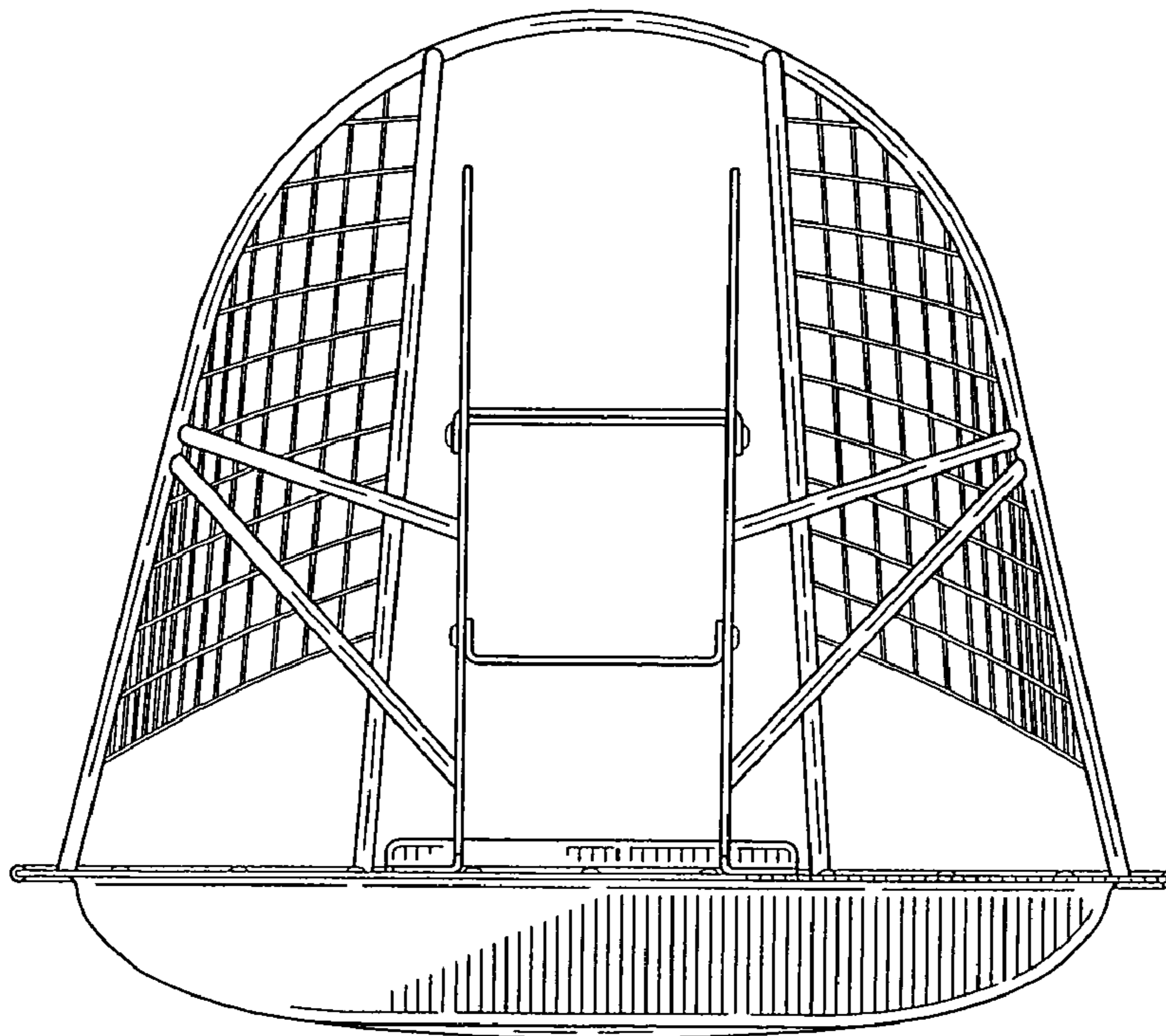


FIG. 4

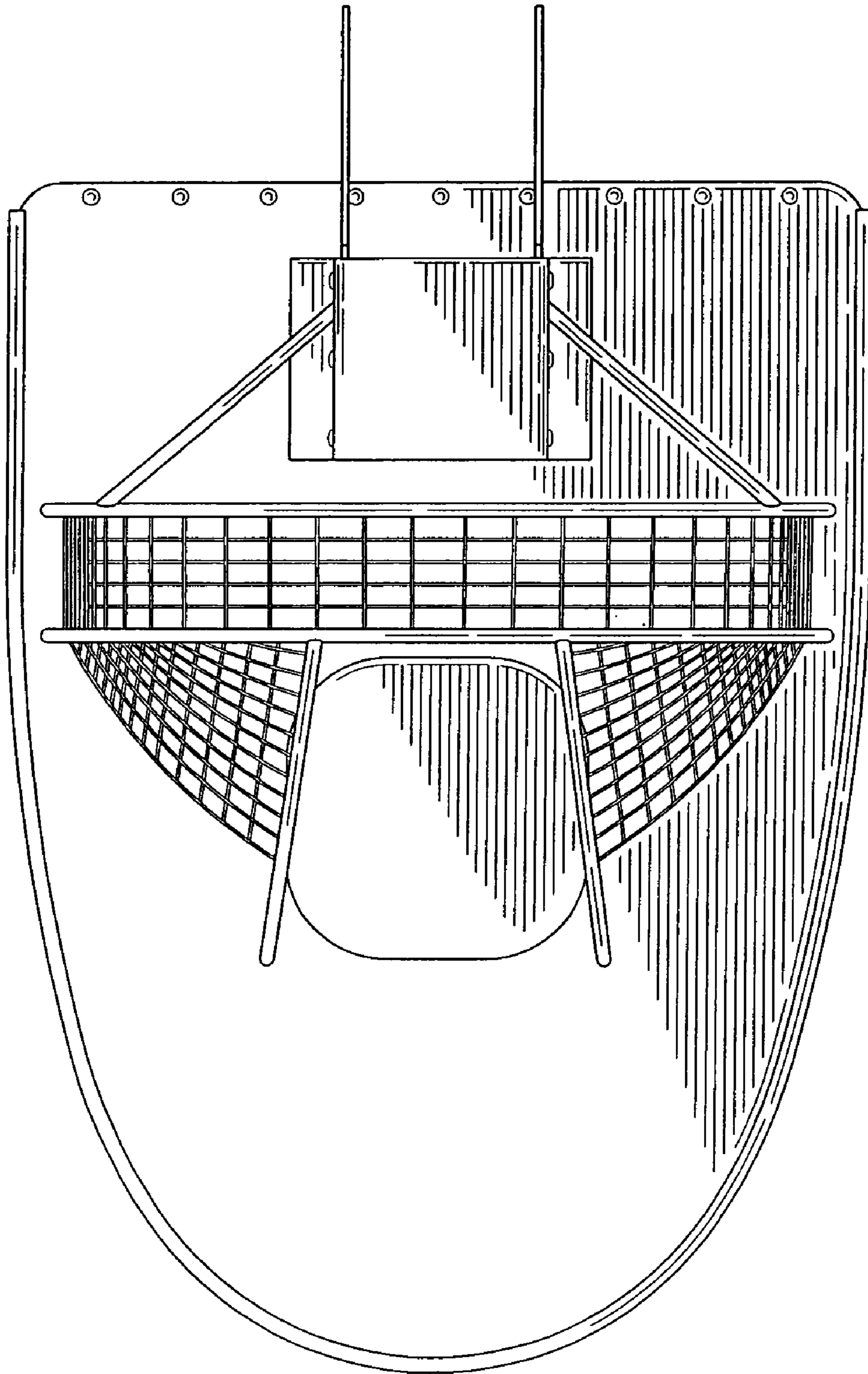


FIG. 5




FIG. 6