



US00D544921S

(12) **United States Design Patent** (10) **Patent No.:** **US D544,921 S**  
**Roatis et al.** (45) **Date of Patent:** **\*\* \*Jun. 19, 2007**

(54) **ANTI-PRY CORNER PANEL FOR VENDING MACHINE**

(75) Inventors: **Calin V. Roatis**, Long Grove, IL (US);  
**Richard Paeth**, St. Charles, IL (US)

(73) Assignee: **Triteq Lock and Security, LLC**, Elk Grove, IL (US)

(\*) Notice: This patent is subject to a terminal disclaimer.

(\*\*) Term: **14 Years**

(21) Appl. No.: **29/257,943**

(22) Filed: **Apr. 13, 2006**

(51) **LOC (8) Cl.** ..... **20-01**

(52) **U.S. Cl.** ..... **D20/8**

(58) **Field of Classification Search** ..... D20/1-9,  
D20/99; D8/330, 336; 194/350-352; 206/308.2  
See application file for complete search history.

(56) **References Cited**

**U.S. PATENT DOCUMENTS**

4,326,620	A	4/1982	Felix et al.
4,718,547	A	1/1988	MacTavish
5,081,568	A	1/1992	Dong et al.
5,117,538	A	6/1992	Henry
5,390,515	A	2/1995	Essick
D360,228	S	7/1995	Dabrowski

5,601,177	A	2/1997	Oden
6,082,519	A	7/2000	Martin et al.
6,125,989	A	10/2000	Oden
6,230,426	B1	5/2001	Fakhoury et al.
6,371,581	B1	4/2002	Ring et al.
6,571,931	B2	6/2003	Oden
D477,983	S	8/2003	Burdett et al.
D487,777	S	3/2004	Roatis et al.
D514,163	S	* 1/2006	Roatis et al. .... D20/8
D524,868	S	* 7/2006	Tomita ..... D20/8

\* cited by examiner

*Primary Examiner*—Stacia Cadmus

(74) *Attorney, Agent, or Firm*—Leydig, Voit & Mayer;  
James B. Muskal

(57) **CLAIM**

The ornamental design for an anti-pry corner panel for vending machine, as shown and described.

**DESCRIPTION**

FIG. 1 is a right front perspective view of an anti-pry corner panel for vending machine showing our new design; FIG. 2 is a front elevational view thereof; FIG. 3 is a rear elevational view thereof; FIG. 4 is a right elevational view thereof; FIG. 5 is a left side view thereof; FIG. 6 is a top plan view thereof; and, FIG. 7 is a bottom plan view thereof.

**1 Claim, 2 Drawing Sheets**




FIG. 1




FIG. 4

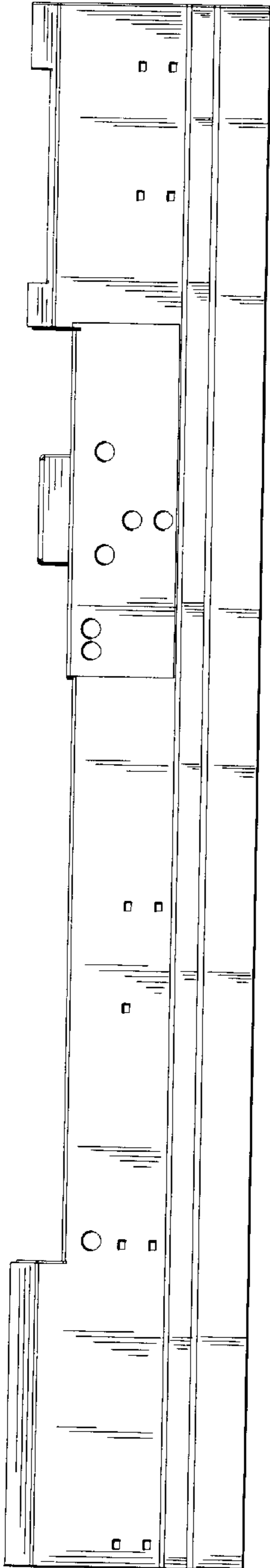


FIG. 3

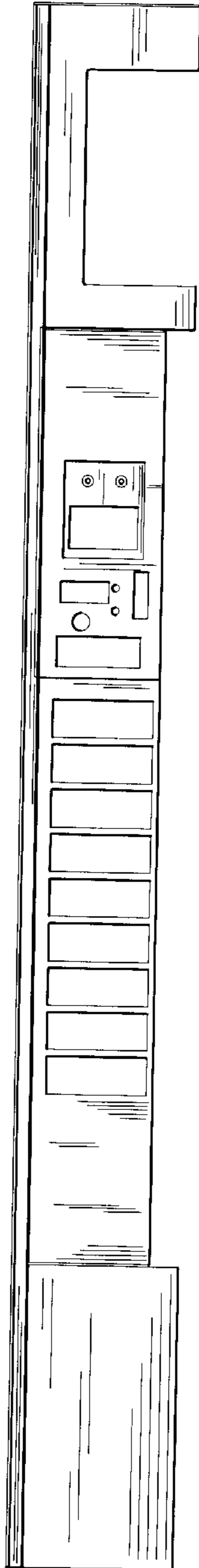


FIG. 2

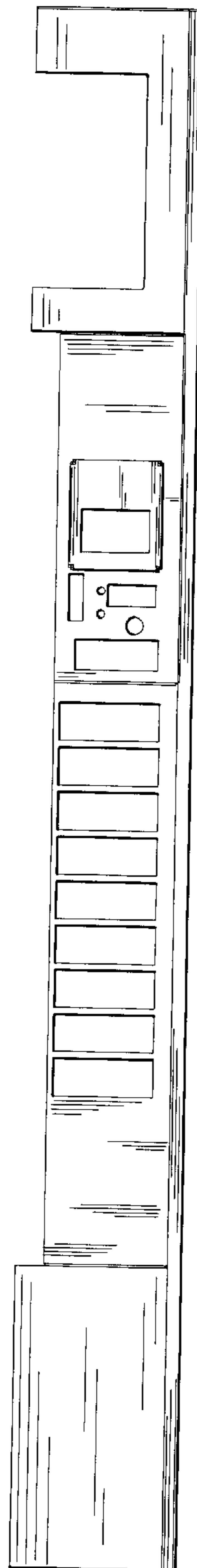


FIG. 5

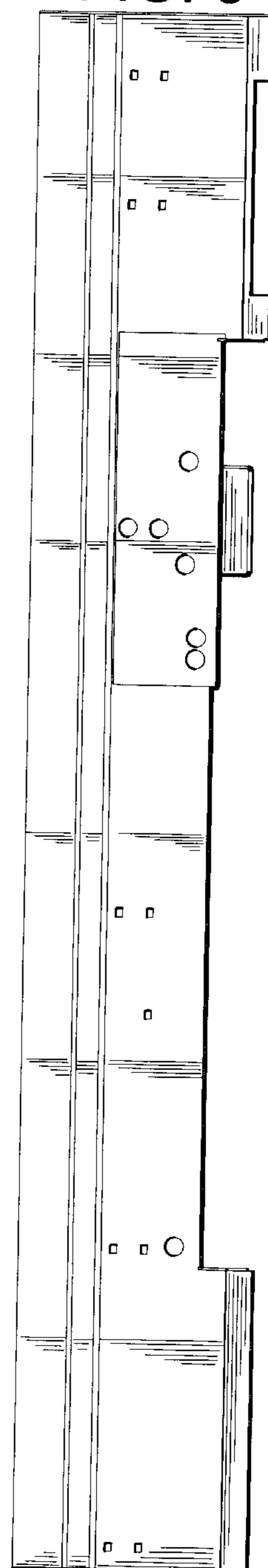


FIG. 6

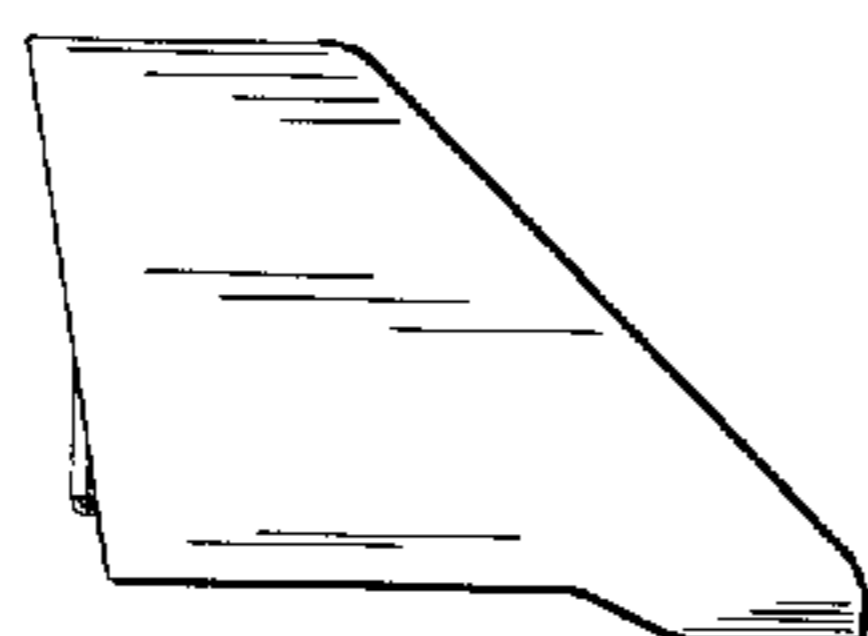


FIG. 7

