



US00D544914S

(12) **United States Design Patent**  
**Blagrove**

(10) **Patent No.:** **US D544,914 S**  
(45) **Date of Patent:** **\*\* Jun. 19, 2007**

(54) **CARD AND RIBBON COMBINATION**

(76) Inventor: **Pauline Blagrove**, P.O. Box 276575,  
8229 Bronco La., #202, San Antonio,  
TX (US) 78227

(\*\*) Term: **14 Years**

(21) Appl. No.: **29/212,858**

(22) Filed: **Sep. 9, 2004**

(51) **LOC (8) Cl.** ..... **19-01**

(52) **U.S. Cl.** ..... **D19/2; D19/1**

(58) **Field of Classification Search** ..... D19/1-34.5,  
D19/30, 75, 76, 86, 92, 95, 99; D20/43;  
108/60-1; 248/44.1, 460; 211/42-3, 183,  
211/184; 434/171; 281/15.1, 33, 38; 40/107,  
40/119, 120, 124, 358

See application file for complete search history.

(56) **References Cited**

**U.S. PATENT DOCUMENTS**

D11,194 S *	5/1879	Bainbridge	.....	D19/6
D11,718 S *	4/1880	McHugh	.....	D19/6
D38,566 S *	5/1907	Pritsche	.....	D19/7
D60,313 S *	2/1922	Burkhardt	.....	D19/4
3,063,590 A *	11/1962	Hopkins	.....	215/392
D373,597 S *	9/1996	O'Leary	.....	D19/1
D400,919 S *	11/1998	Pickel	.....	D19/1
D491,603 S *	6/2004	Warkentin	.....	D19/2
D523,079 S *	6/2006	Jackson	.....	D19/26
2004/0227342 A1 *	11/2004	Wasylik	.....	281/15.1

**OTHER PUBLICATIONS**

[http://www.geocities.com/shadowcreek\\_2000/yellowribbon3.gif](http://www.geocities.com/shadowcreek_2000/yellowribbon3.gif)  
(p. 1 of 4).\*

[http://www.geocities.com/proud\\_army\\_wife\\_2002/My Yellow Ribbon.gif](http://www.geocities.com/proud_army_wife_2002/My_Yellow_Ribbon.gif) (p. 2 of 4).\*

<http://web.archive.org/web/20040220203455/www.loveourchildrenusa.org/images/blueribbon.jpg> (p. 3 of 4).\*

<http://web.archive.org/web/20041114172647/www.designsoudemand.com/images/yellowribbon.jpg> (p. 4 or 4).\*

\* cited by examiner

*Primary Examiner*—Louis S. Zarfes

*Assistant Examiner*—Susan E Krakower

(74) *Attorney, Agent, or Firm*—Jackson Walker, LLP

(57) **CLAIM**

The ornamental design for a card and ribbon combination, as shown and described.

**DESCRIPTION**

FIG. 1 is a right side perspective view of the present invention of a card with ribbon combination;

FIG. 2 is a top view thereof, with the card partially open;

FIG. 3 is a front elevational view thereof;

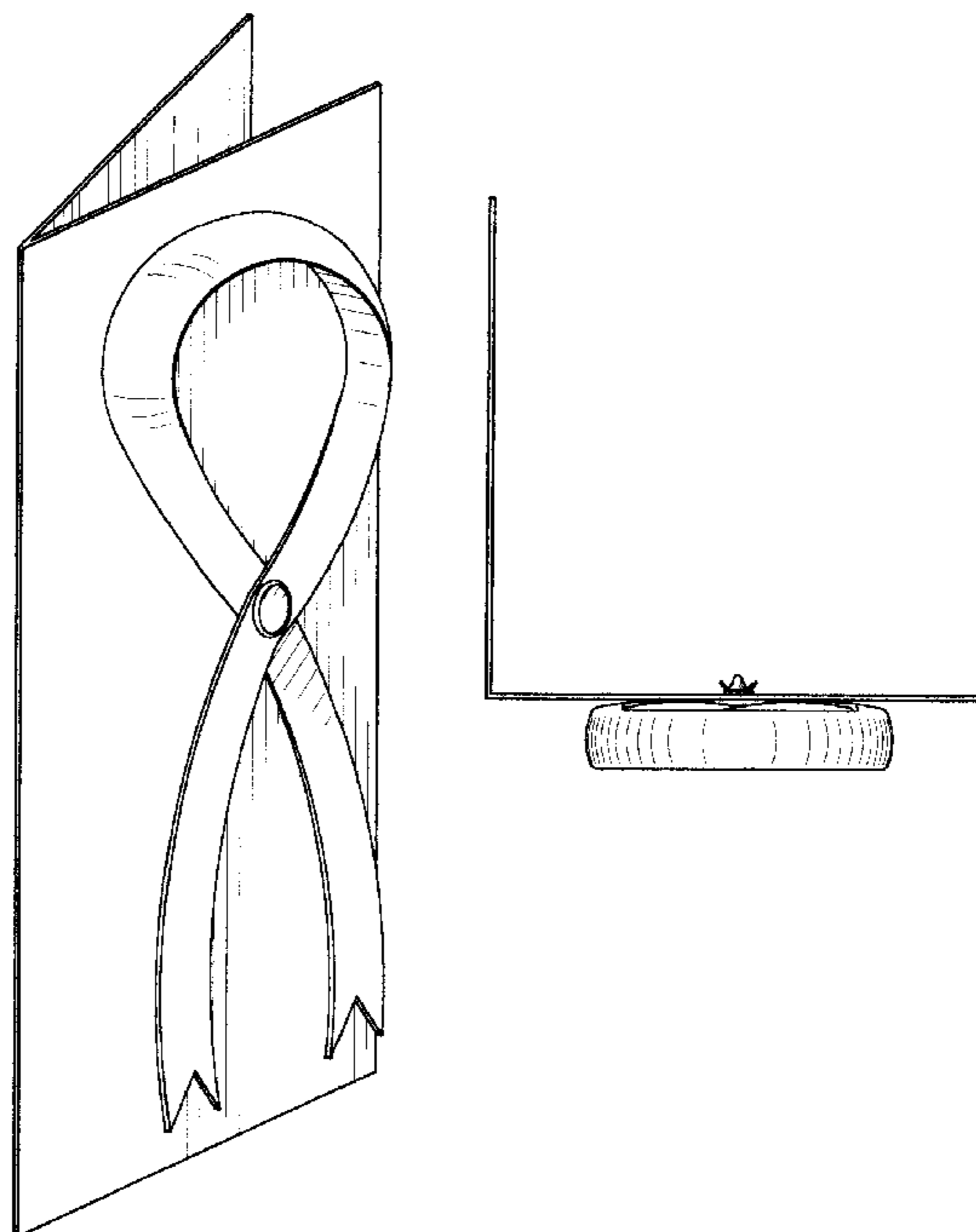
FIG. 4 is a left side elevational view thereof, with the card partially open;

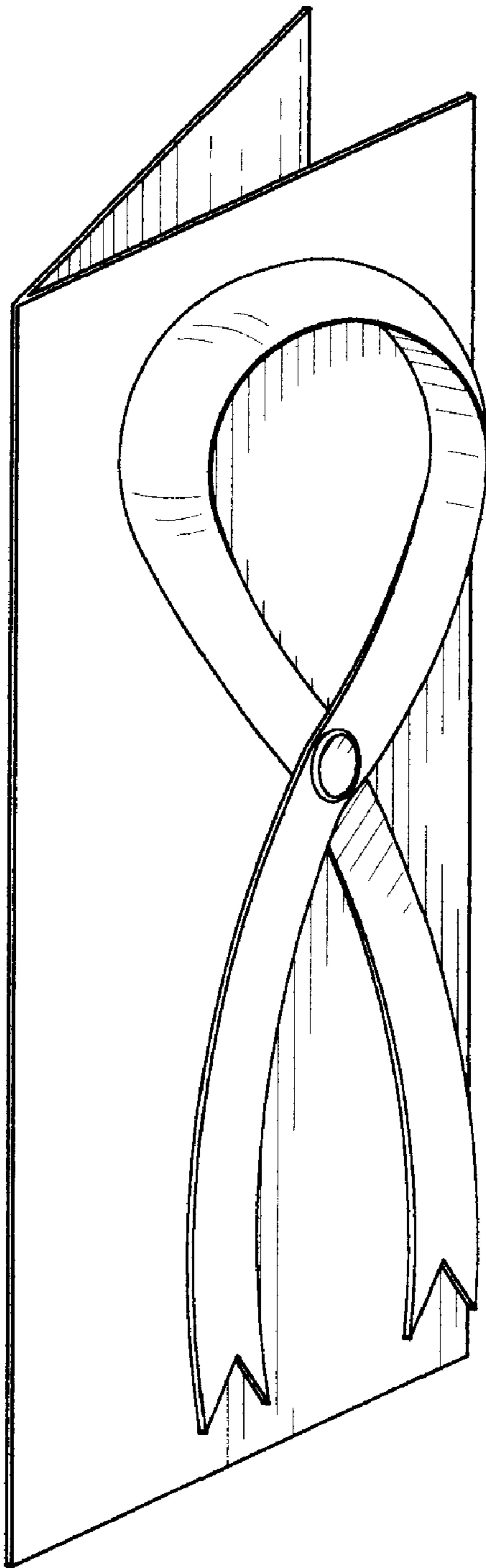
FIG. 5 is a rear elevational view thereof, showing an inside surface where the rear of the tie down tack is attached thereto;

FIG. 6 is a right side elevational view thereof, with the card partially open; and,


FIG. 7 is a top plan view thereof showing the card partially open.

**1 Claim, 4 Drawing Sheets**

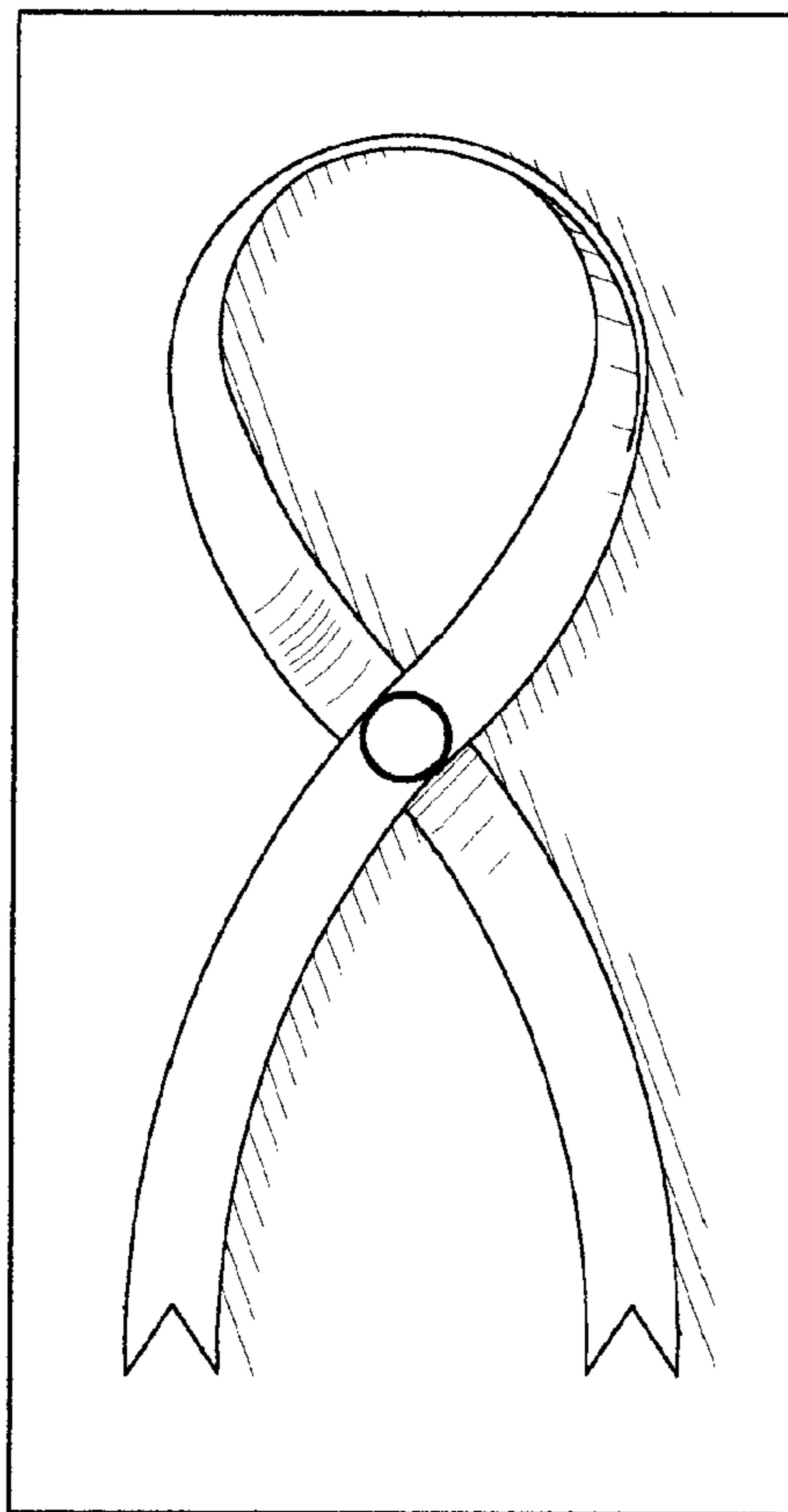





*Fig. 1*




*Fig. 2*



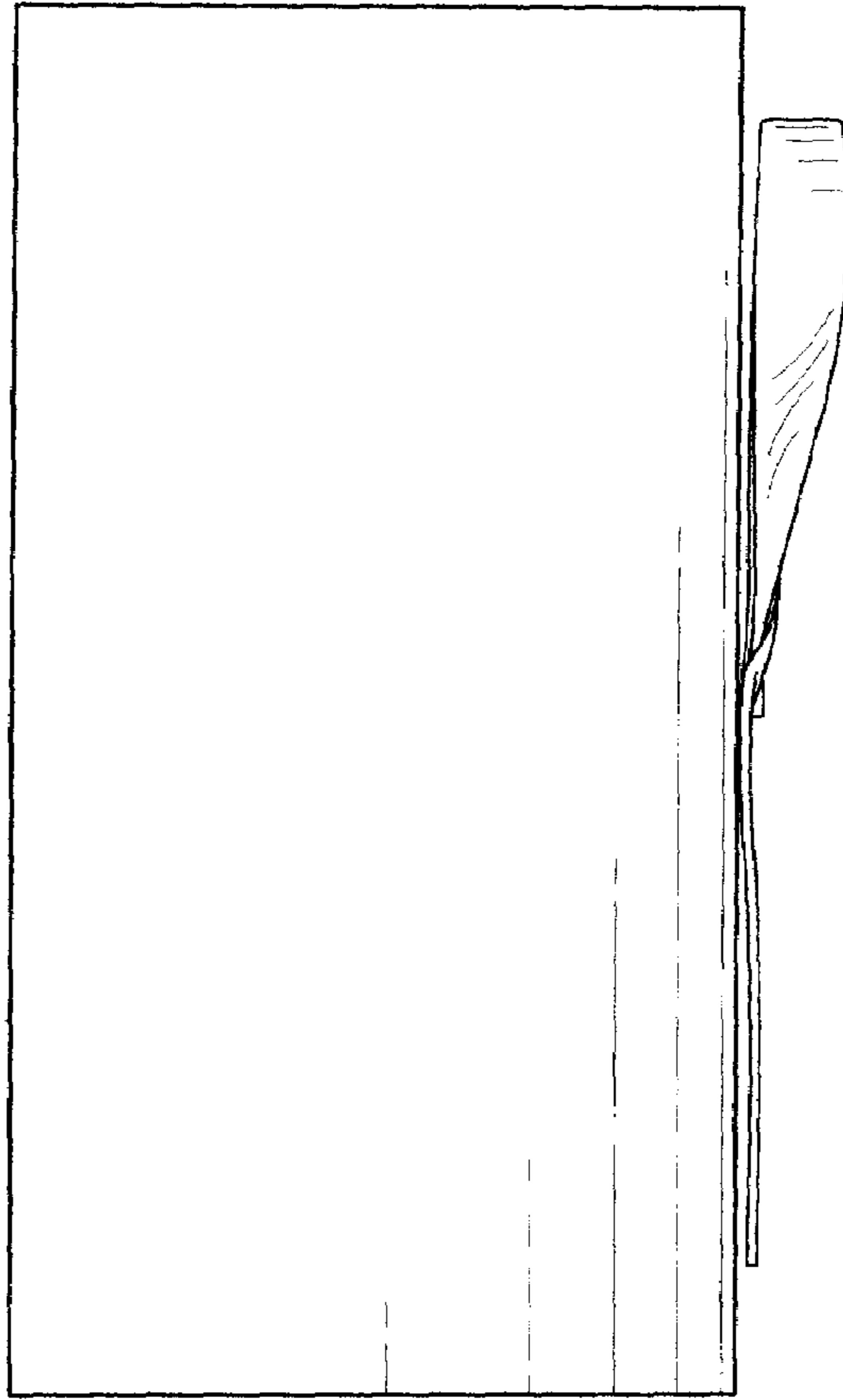
*Fig. 3*




*Fig. 5*



*Fig. 4*



*Fig. 6*



*Fig. 7*