

US00D544908S

(12) **United States Design Patent**
Gant et al.

(10) **Patent No.:** **US D544,908 S**

(45) **Date of Patent:** **** Jun. 19, 2007**

(54) **PRINTER INTERFACE**

(75) Inventors: **Scott R. Gant**, San Diego, CA (US);
Justin D. Francke, San Diego, CA
(US)

(73) Assignee: **Hewlett-Packard Development
Company, L.P.**, Houston, TX (US)

(**) Term: **14 Years**

(21) Appl. No.: **29/222,410**

(22) Filed: **Jan. 26, 2005**

(51) **LOC (8) Cl.** **14-02**

(52) **U.S. Cl.** **D18/56**

(58) **Field of Classification Search** D18/19,
D18/50, 53, 54, 54.1, 55, 56, 36-41, 99;
D14/420-425, 462-470; 400/613, 613.1,
400/613.4, 690.1-690.4, 691; D21/332,
D21/333

See application file for complete search history.

(56) **References Cited**

U.S. PATENT DOCUMENTS

D474,500 S *	5/2003	Ichiyoshi	D18/55
D483,380 S *	12/2003	Yamaguchi	D14/471
D487,287 S *	3/2004	Hoshiya	D18/50
D491,576 S *	6/2004	Yamaguchi	D14/468
D501,873 S *	2/2005	Hattori	D18/50
D517,119 S *	3/2006	Suzuki et al.	D18/50
D518,089 S *	3/2006	Massey et al.	D18/50

D518,852 S *	4/2006	Suzuki et al.	D18/55
D519,551 S *	4/2006	Suzuki et al.	D18/55
D525,292 S *	7/2006	Inoue et al.	D18/50

* cited by examiner

Primary Examiner—Lou Zarfas
Assistant Examiner—Anhdao Doan

(57) **CLAIM**

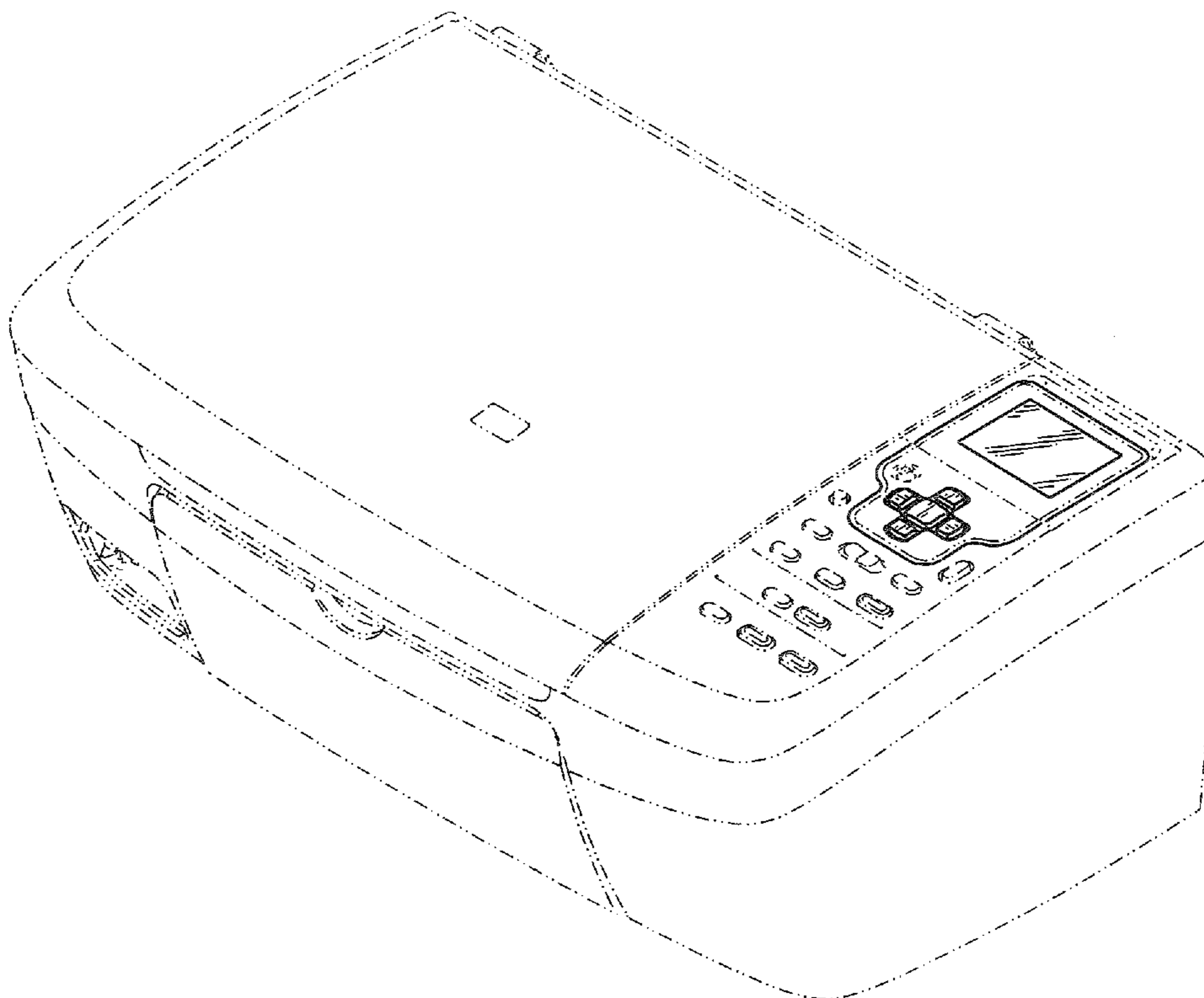
We claim the ornamental design for a printer interface, as shown and described.

DESCRIPTION

FIG. 1 is a top perspective view of a printer interface;
FIG. 2 is an enlarged fragmentary top plan view thereof;
FIG. 3 is an enlarged fragmentary front elevational view thereof;
FIG. 4 is an enlarged fragmentary right side elevational view thereof;
FIG. 5 is an enlarged fragmentary left side elevational view thereof; and,
FIG. 6 is an enlarged fragmentary perspective view of the printer interface showing the top position in an alternative position.

The broken lines in the drawings are directed to environment and are for illustrative purposes only; forming no part of the claimed design.

1 Claim, 5 Drawing Sheets



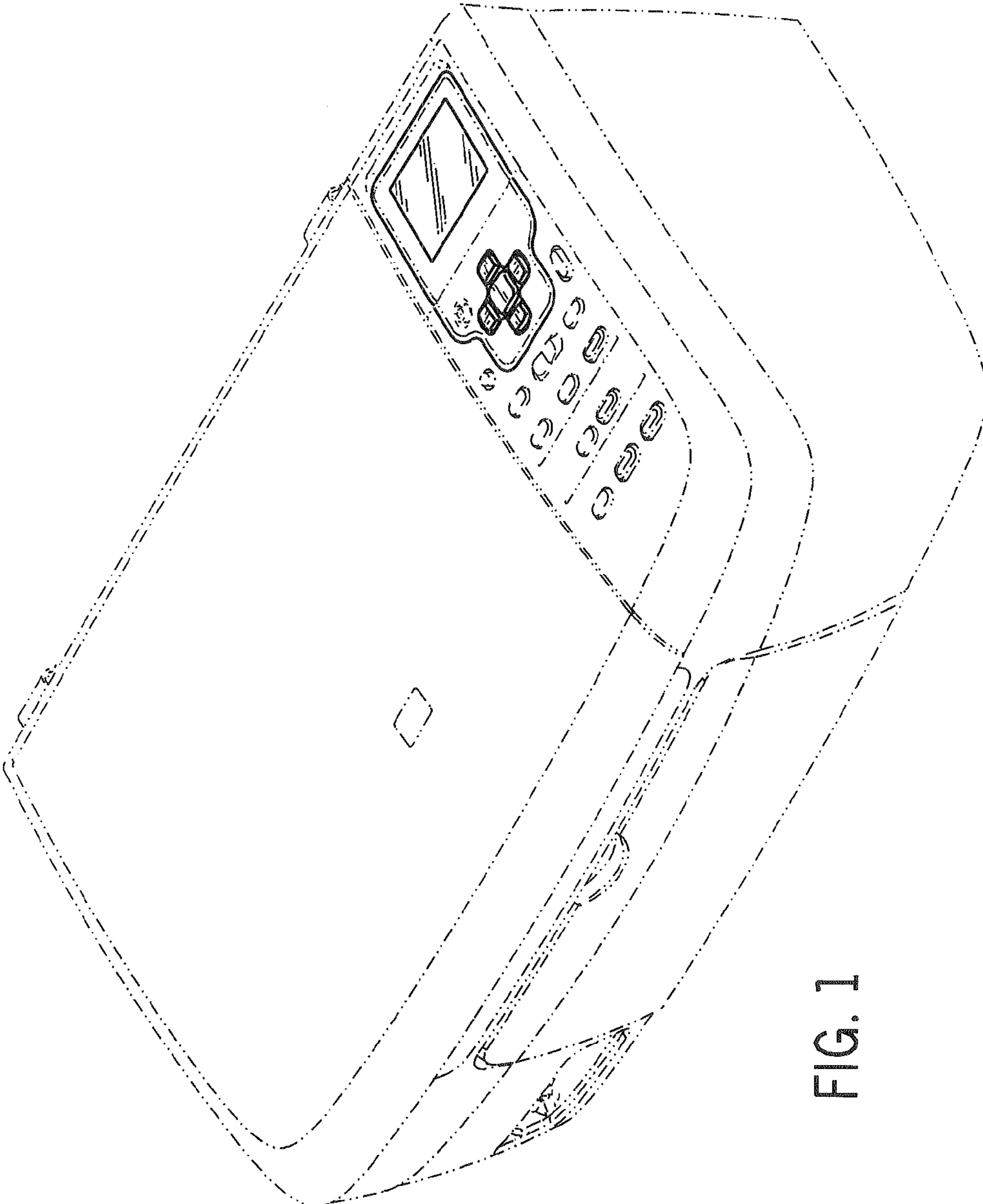
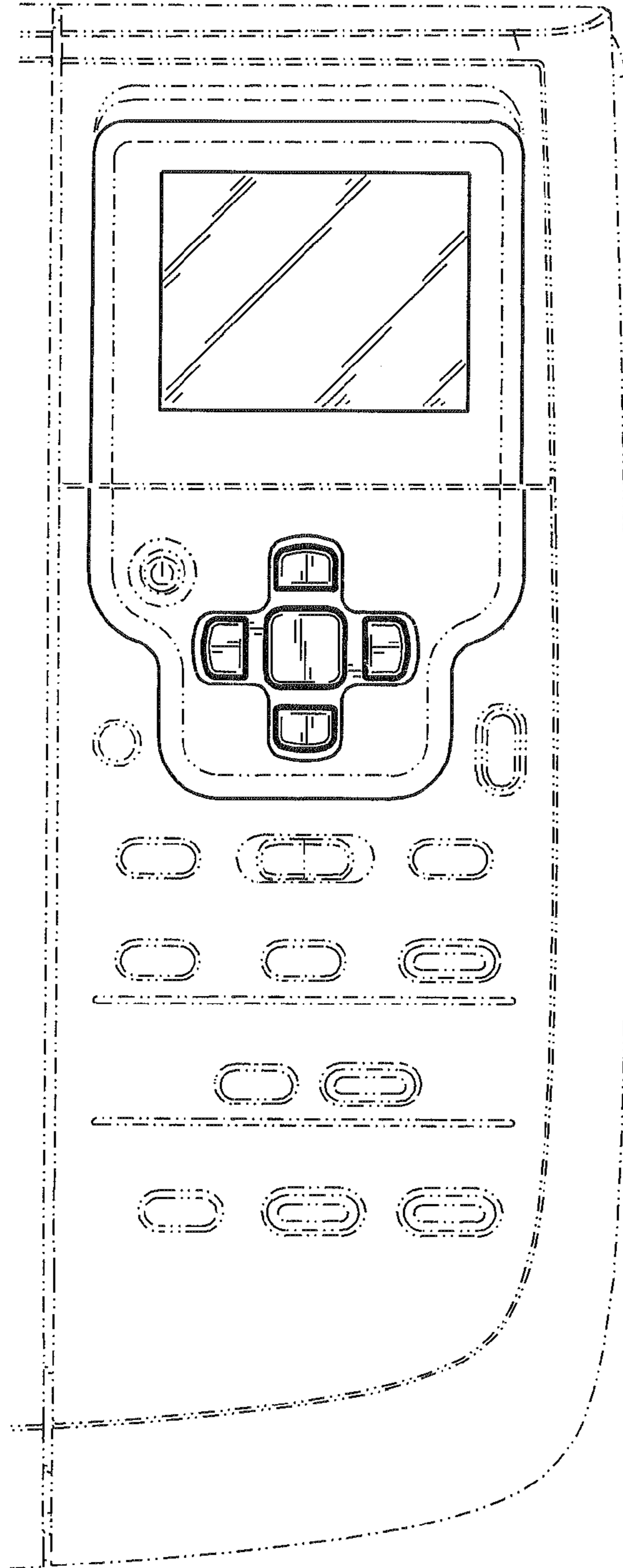


FIG. 1

FIG. 2






FIG. 3




FIG. 4




FIG. 5

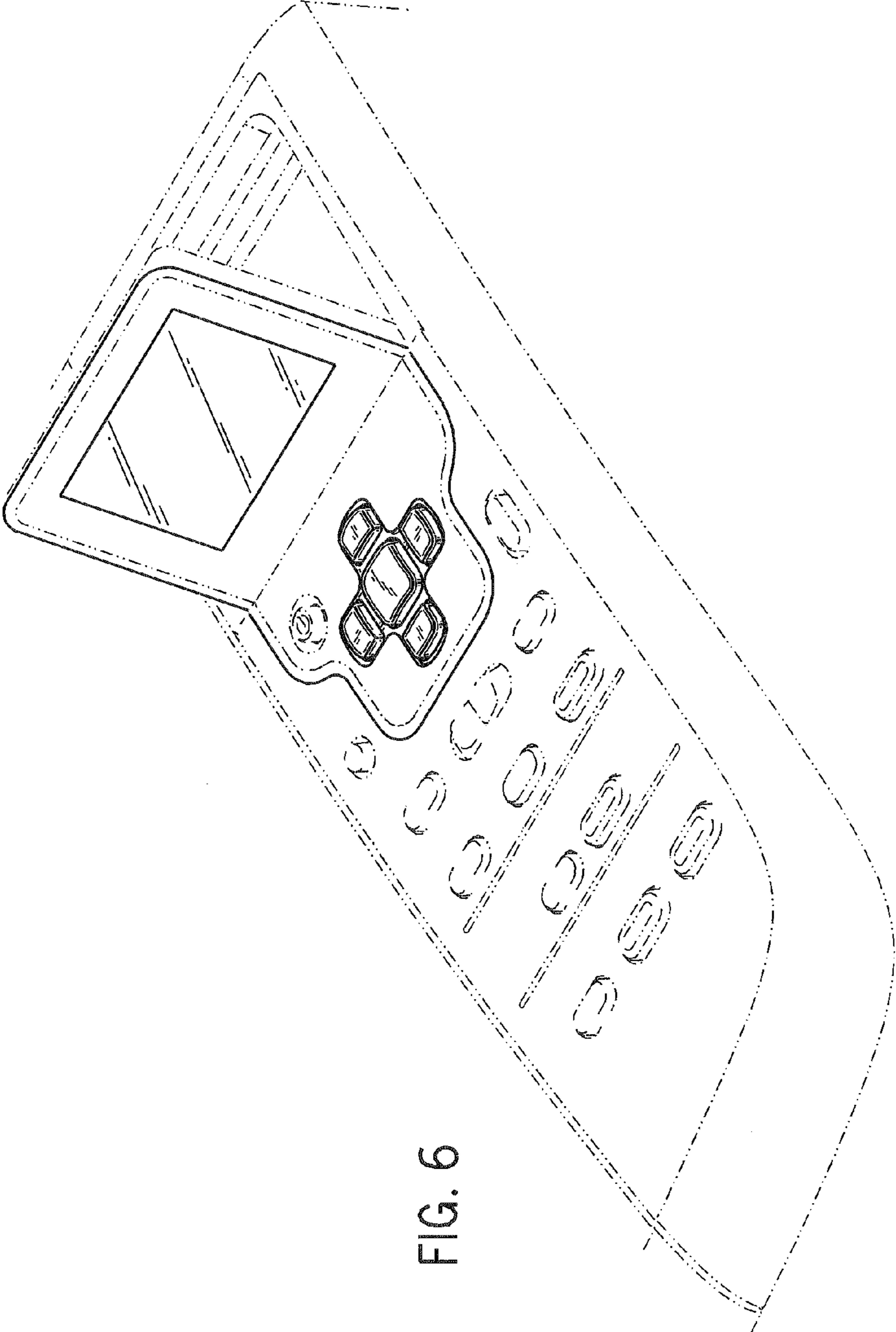


FIG. 6