



US00D544903S

(12) **United States Design Patent**
Henry et al.

(10) **Patent No.:** **US D544,903 S**
(45) **Date of Patent:** **** Jun. 19, 2007**

(54) **POINT OF SALE TERMINAL**

(75) Inventors: **Chris Henry**, Phoenix, AZ (US);
William Shumate, Tempe, AZ (US)

(73) Assignee: **Hypercom Corporation**, Phoenix, AZ (US)

(**) Term: **14 Years**

(21) Appl. No.: **29/236,651**

(22) Filed: **Aug. 18, 2005**

(51) **LOC (8) Cl.** **18-01**

(52) **U.S. Cl.** **D18/4.6**

(58) **Field of Classification Search** D18/3.1-3.3,
D18/4.1-4.6, 6-8, 11, 12, 12.1-12.3; D14/336,
D14/341-343, 371, 374-376, 384, 385, 387;
D21/324, 329; D99/28, 33, 43; 235/1 E,
235/2, 6, 33, 50 A, 50 B, 50 R, 51, 55 R,
235/379, 380, 386; 705/12, 15-18, 43
See application file for complete search history.

(56) **References Cited**

U.S. PATENT DOCUMENTS

D372,730 S *	8/1996	Sasaki	D18/4.6
D386,781 S *	11/1997	Sasaki	D18/4.6
6,269,348 B1 *	7/2001	Pare et al.	705/18
D461,839 S *	8/2002	Hsu	D18/7
D463,421 S *	9/2002	Lanzaro et al.	D14/341
D490,421 S *	5/2004	Everett et al.	D14/342
D498,755 S *	11/2004	Chen	D14/371

D500,782 S *	1/2005	Bhavnani	D18/7
D501,869 S *	2/2005	Hsu	D18/7
D508,565 S *	8/2005	Nepin et al.	D14/336
2004/0167820 A1 *	8/2004	Melick et al.	705/16
2005/0133588 A1 *	6/2005	Williams	235/379

* cited by examiner

Primary Examiner—Robert M. Spear

Assistant Examiner—Garth Rademaker

(74) *Attorney, Agent, or Firm*—Snell & Wilmer L.L.P.

(57) **CLAIM**

The ornamental design for a point of sale terminal, as shown and described.

DESCRIPTION

FIG. 1 is a perspective view of a point of sale terminal showing our new design.

FIG. 2 is a second perspective view thereof;

FIG. 3 is a bottom plan view thereof;

FIG. 4 is a right side elevational view thereof, the left side elevational view being a mirror image thereof;

FIG. 5 is a front elevational view thereof;

FIG. 6 is a back elevational view thereof; and,

FIG. 7 is a top plan view thereof.

The broken lines in the drawings are for illustrative purposes only and form no part of the claimed design.

1 Claim, 7 Drawing Sheets





FIG.1

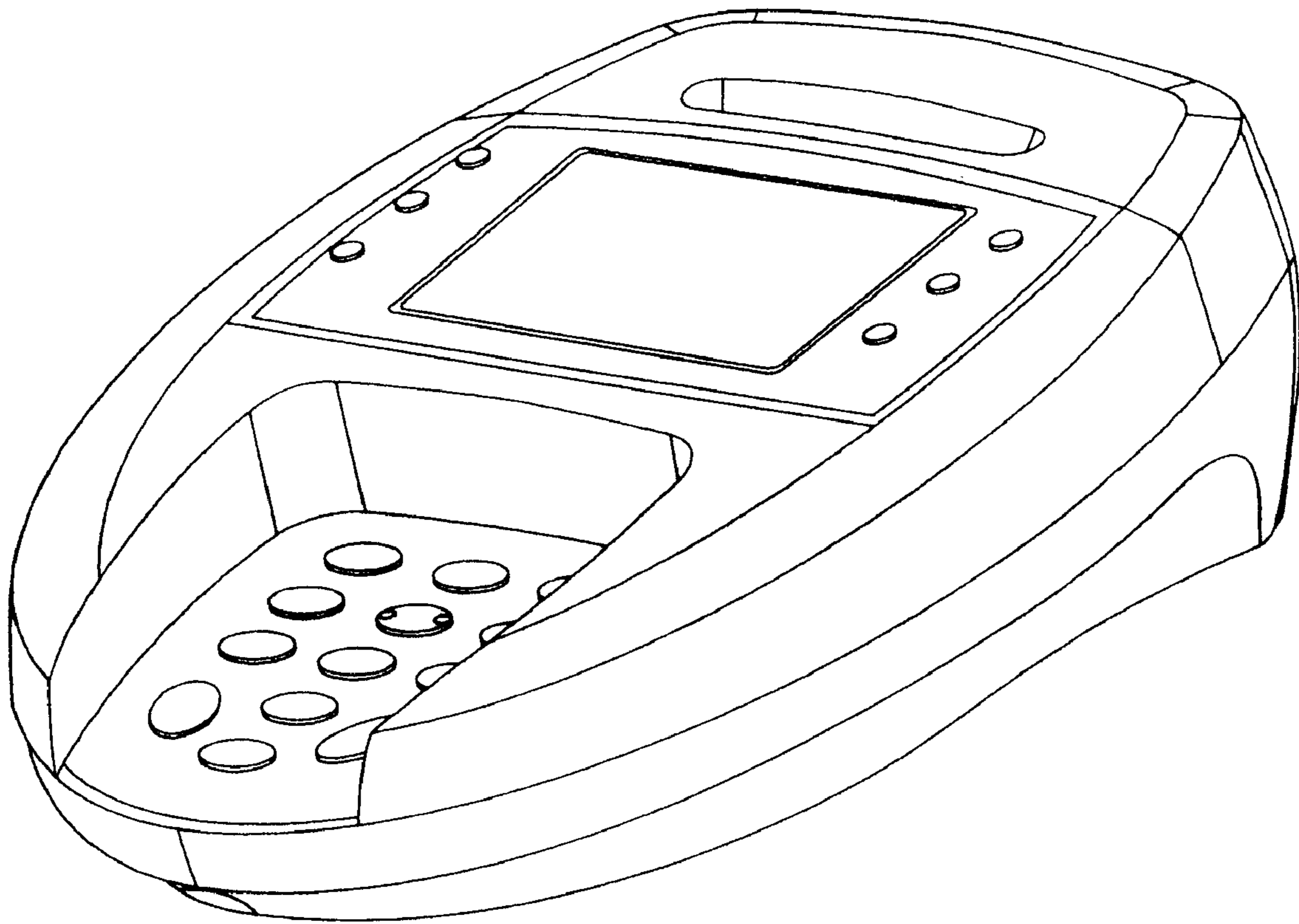


FIG.2

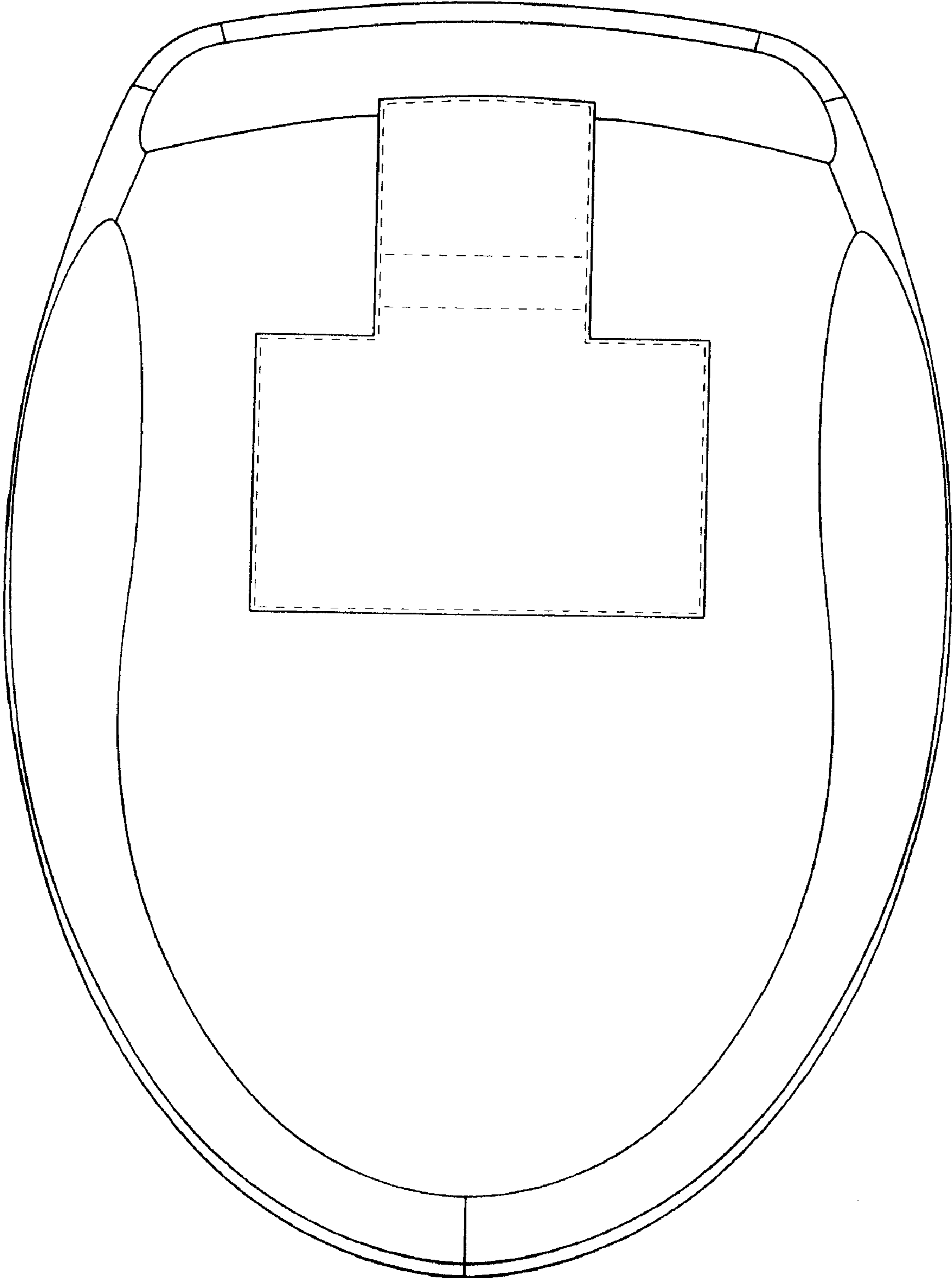


FIG.3

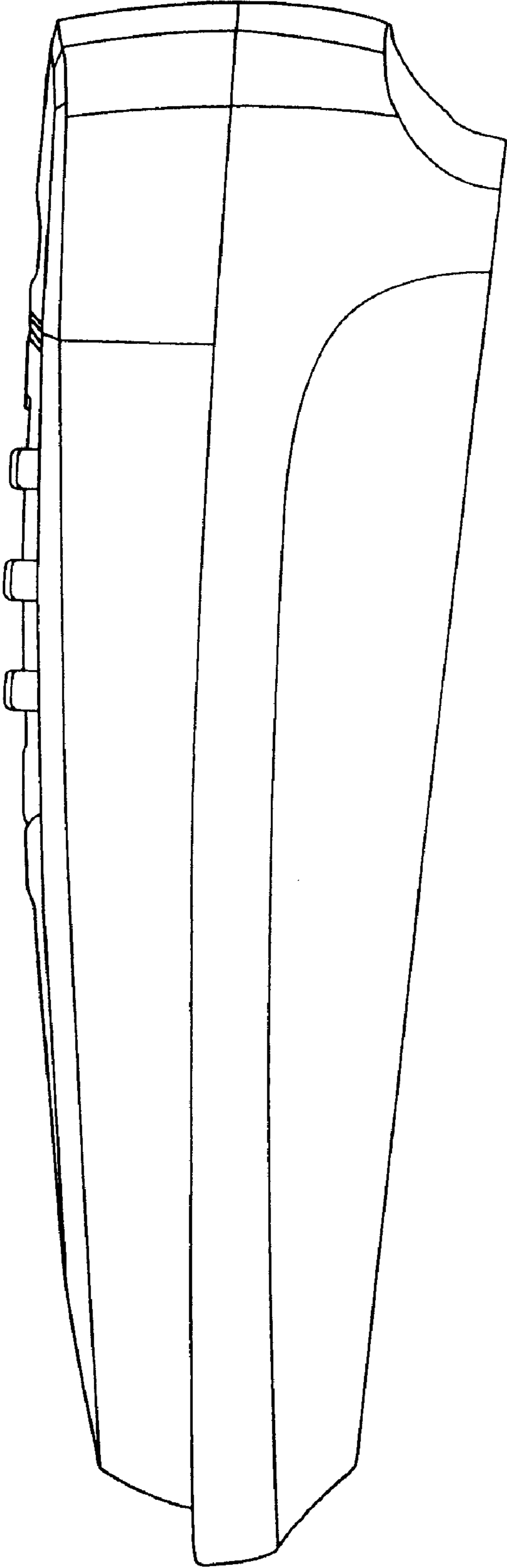


FIG.4

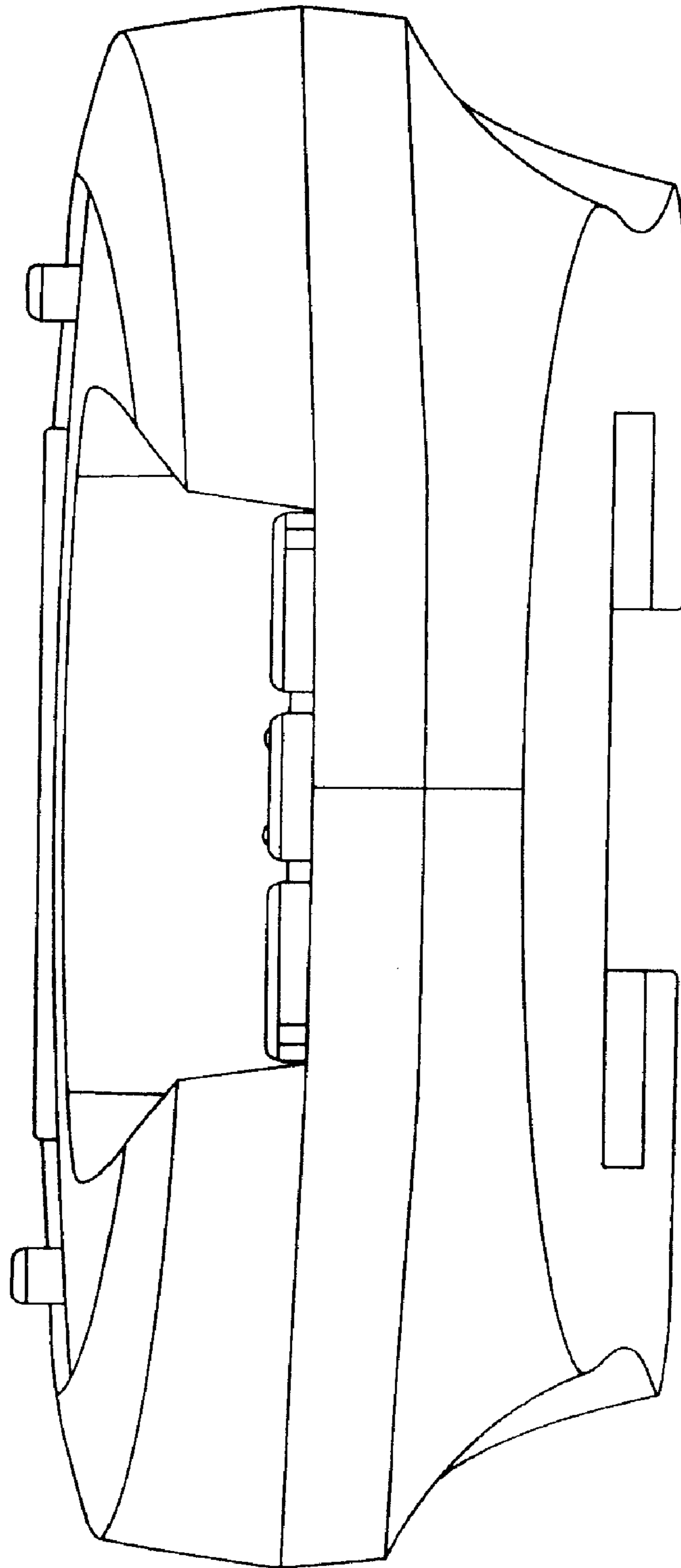


FIG.5

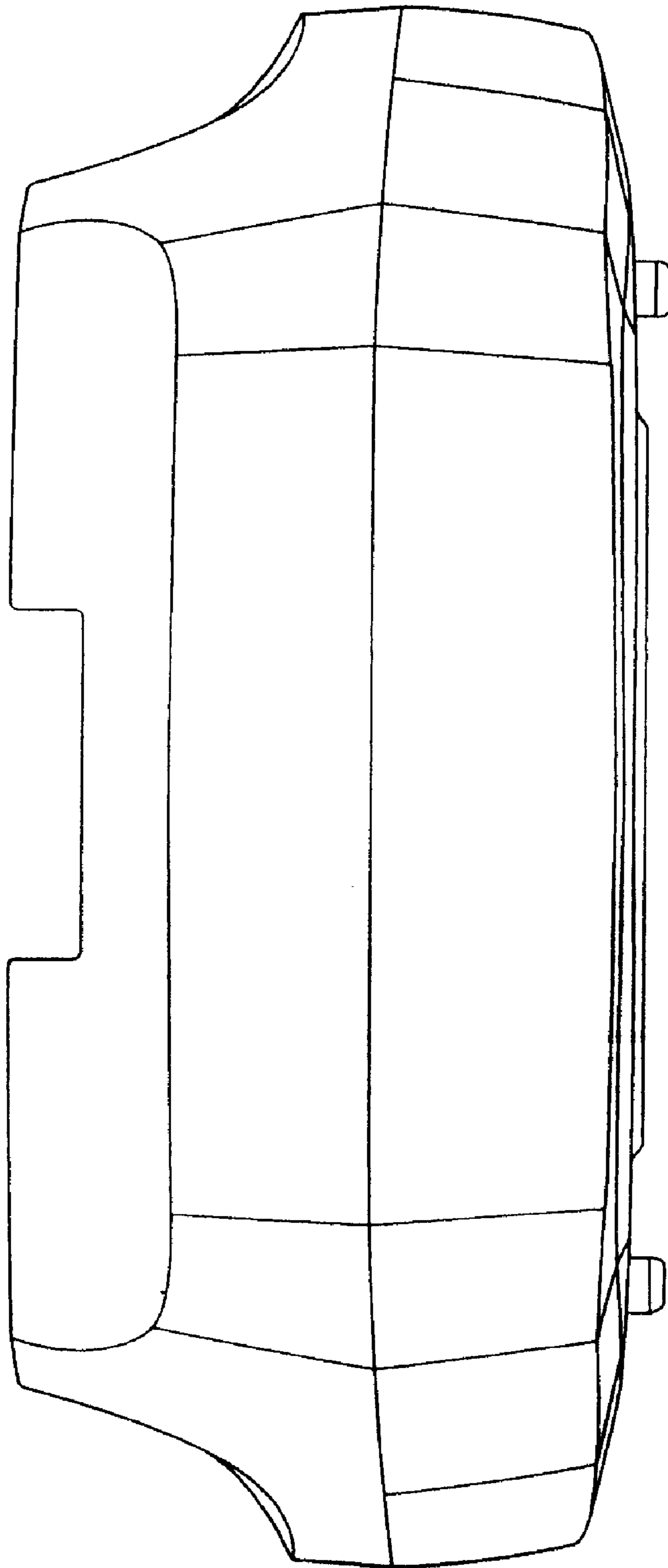


FIG.6

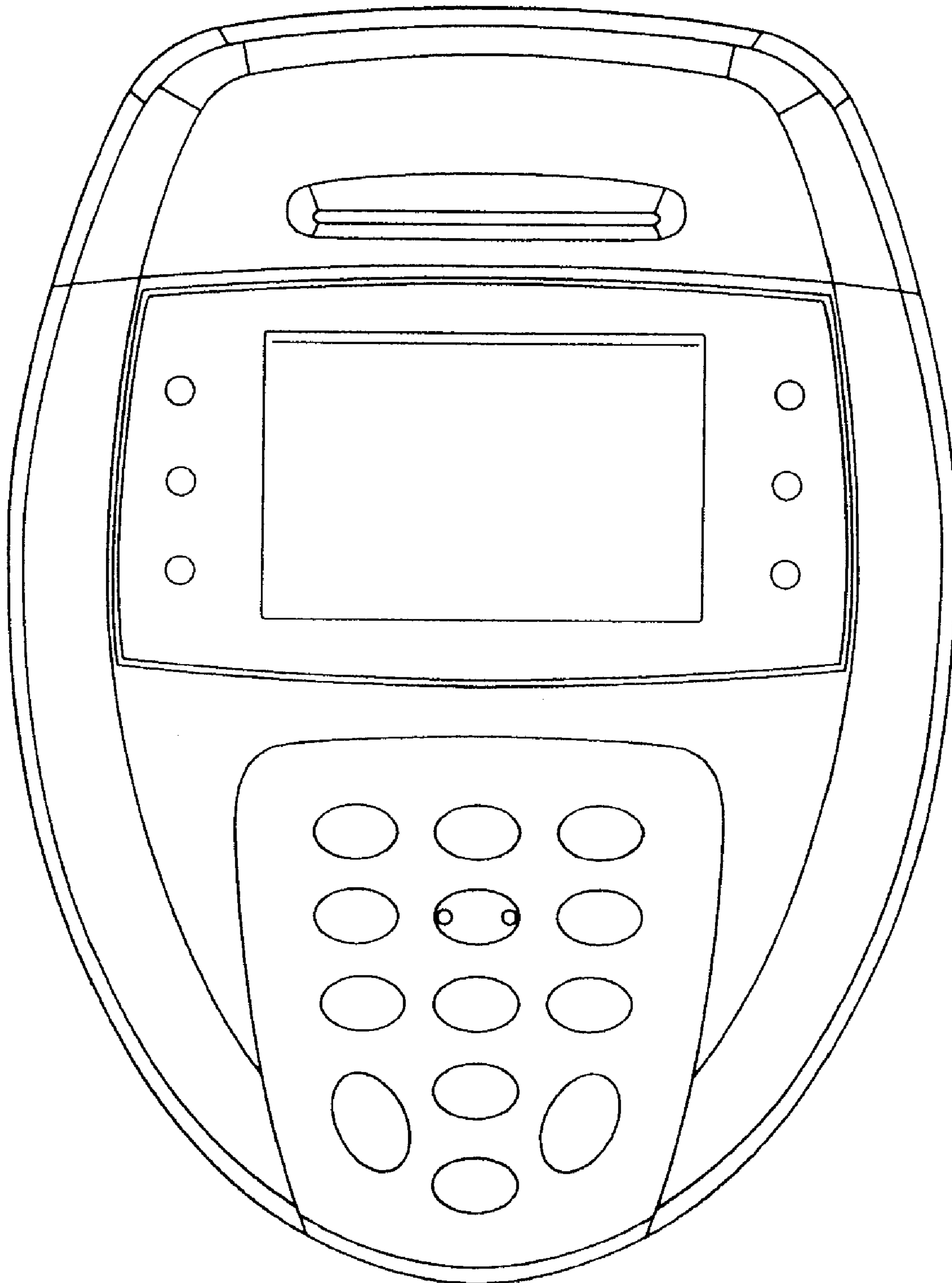


FIG.7