



US00D544902S

(12) **United States Design Patent**  
**Lane et al.**

(10) **Patent No.:** **US D544,902 S**  
(45) **Date of Patent:** **\*\* Jun. 19, 2007**

(54) **EYEWEAR**

(75) Inventors: **Henry Welling Lane**, San Luis Obispo, CA (US); **Eric Rhea**, San Luis Obispo, CA (US)

(73) Assignee: **Dioptics Medical Products, Inc.**, San Luis Obispo, CA (US)

(\*\*) Term: **14 Years**

(21) Appl. No.: **29/252,815**

(22) Filed: **Jan. 27, 2006**

(51) **LOC (8) Cl.** ..... **16-06**

(52) **U.S. Cl.** ..... **D16/330; D16/326; D16/900**

(58) **Field of Classification Search** ..... D16/300-330, D16/101, 900, 332-338; D29/109-110; D24/110.2; 351/41, 44, 51, 62, 158, 92, 103-111, 130, 351/61, 114-119, 121-124; 2/426-432, 447-449, 2/441, 434-437

See application file for complete search history.

(56) **References Cited**

**U.S. PATENT DOCUMENTS**

2,714,717	A	*	8/1955	Allman	.....	D16/900
4,217,037	A	*	8/1980	Lemelson	.....	351/44
4,824,234	A	*	4/1989	Sparks et al.	.....	351/53
D393,477	S	*	4/1998	Arnette	.....	D16/326
D404,754	S	*	1/1999	Yee et al.	.....	D16/326

5,917,574	A	*	6/1999	Chang	.....	351/47
D419,176	S	*	1/2000	Brune	.....	D16/326
D424,597	S	*	5/2000	Conway	.....	D16/326
D426,568	S	*	6/2000	Conway	.....	D16/326
6,280,029	B1	*	8/2001	Salk	.....	351/47
6,398,362	B1	*	6/2002	Masunaga	.....	351/57
D469,458	S	*	1/2003	Baden et al.	.....	D16/326
6,997,551	B2	*	2/2006	James	.....	351/47
7,048,374	B2	*	5/2006	Ng	.....	351/124
2001/0009450	A1	*	7/2001	Da Via	.....	351/57
2003/0002009	A1	*	1/2003	Shono	.....	351/47

\* cited by examiner

*Primary Examiner*—Raphael Barkai

(74) *Attorney, Agent, or Firm*—Westberg Law Offices

(57) **CLAIM**

The ornamental design for eyewear, as shown and described.

**DESCRIPTION**

FIG. 1 is a front perspective view of an embodiment of eyewear showing my new design;

FIG. 2 is a front elevation view thereof;

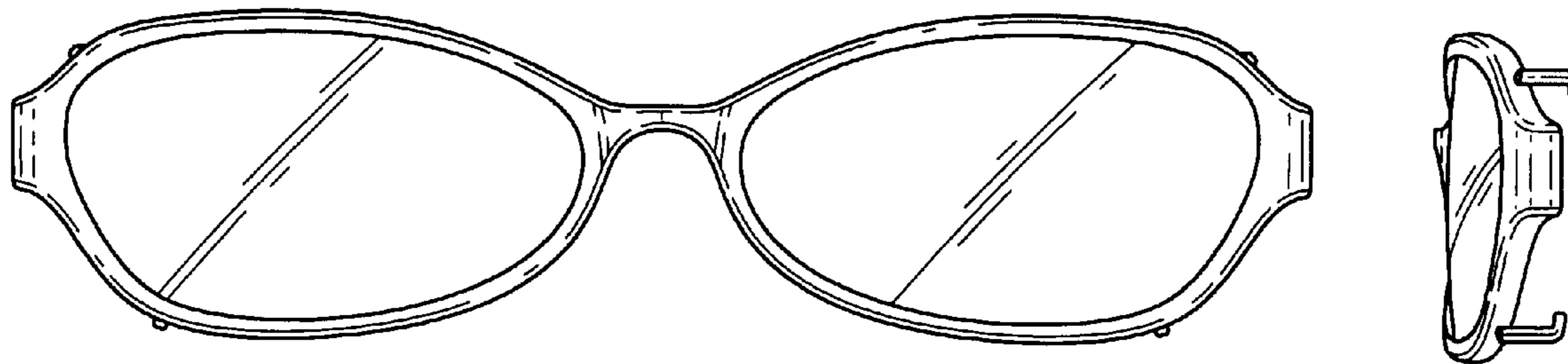
FIG. 3 is a top view thereof;

FIG. 4 is a bottom view thereof;


FIG. 5 is a rear elevation; and,

FIG. 6 is a right side elevation view thereof, the left side thereof being a mirror image of the right side.


**1 Claim, 2 Drawing Sheets**



**FIG. 1**



**FIG. 2**




**FIG. 3**



**FIG. 4**



**FIG. 5**



**FIG. 6**

