



US00D544881S

(12) **United States Design Patent**  
**Yang et al.**

(10) **Patent No.:** **US D544,881 S**  
(45) **Date of Patent:** **\*\* Jun. 19, 2007**

(54) **AUDIO RECORDING AND PLAYING DEVICE**

(75) Inventors: **Kuo-Ping Yang**, 4<sup>th</sup> Fl., No. 18-1, Section 3, Ren Ai Rd., Taipei (TW);  
**Shu-Hua Guo**, Taipei (TW);  
**Ming-Hsiang Cheng**, Taipei (TW);  
**Yen-Jui Chiao**, Taipei (TW)

(73) Assignee: **Kuo-Ping Yang**, Taipei (TW)

(\*\*) Term: **14 Years**

(21) Appl. No.: **29/254,580**

(22) Filed: **Feb. 27, 2006**

(51) **LOC (8) Cl.** ..... **14-03**

(52) **U.S. Cl.** ..... **D14/496; D14/156**

(58) **Field of Classification Search** ..... D14/496,  
D14/401, 435, 474, 483, 217, 137, 138, 160,  
D14/168; 345/156, 169, 173-179, 905; 715/727-729,  
715/864; 455/11.1, 7, 73, 344-347, 93, 95;  
370/342-344; 369/1, 2, 6, 12; 463/43-47;  
273/148 B

See application file for complete search history.

(56) **References Cited**

**U.S. PATENT DOCUMENTS**

6,253,183 B1 \* 6/2001 Boucard ..... 704/272  
D468,365 S \* 1/2003 Bransky et al. .... D21/329  
6,587,403 B1 \* 7/2003 Keller et al. .... 369/30.06

6,606,281 B2 \* 8/2003 Cowgill et al. .... 369/11  
6,658,384 B2 \* 12/2003 Swinney ..... 704/235  
D486,133 S \* 2/2004 Martinez et al. .... D14/156  
6,842,417 B1 \* 1/2005 Kajigano ..... 369/83  
D512,437 S \* 12/2005 Tierney ..... D14/496  
D514,122 S \* 1/2006 Rodarte ..... D14/496  
7,018,294 B2 \* 3/2006 Silverbrook et al. .... 463/30  
7,043,044 B2 \* 5/2006 Amid-Hozour ..... 381/388  
7,104,884 B2 \* 9/2006 Yokoi ..... 463/7

\* cited by examiner

*Primary Examiner*—Prabhakar Deshmukh

(74) *Attorney, Agent, or Firm*—Bacon & Thomas, PLLC

(57) **CLAIM**

The ornamental design for an audio recording and playing device, as shown and described.

**DESCRIPTION**

FIG. 1 is a perspective view of an audio recording and playing device in accordance with my design;

FIG. 2 is a front view thereof;

FIG. 3 is a rear view thereof;

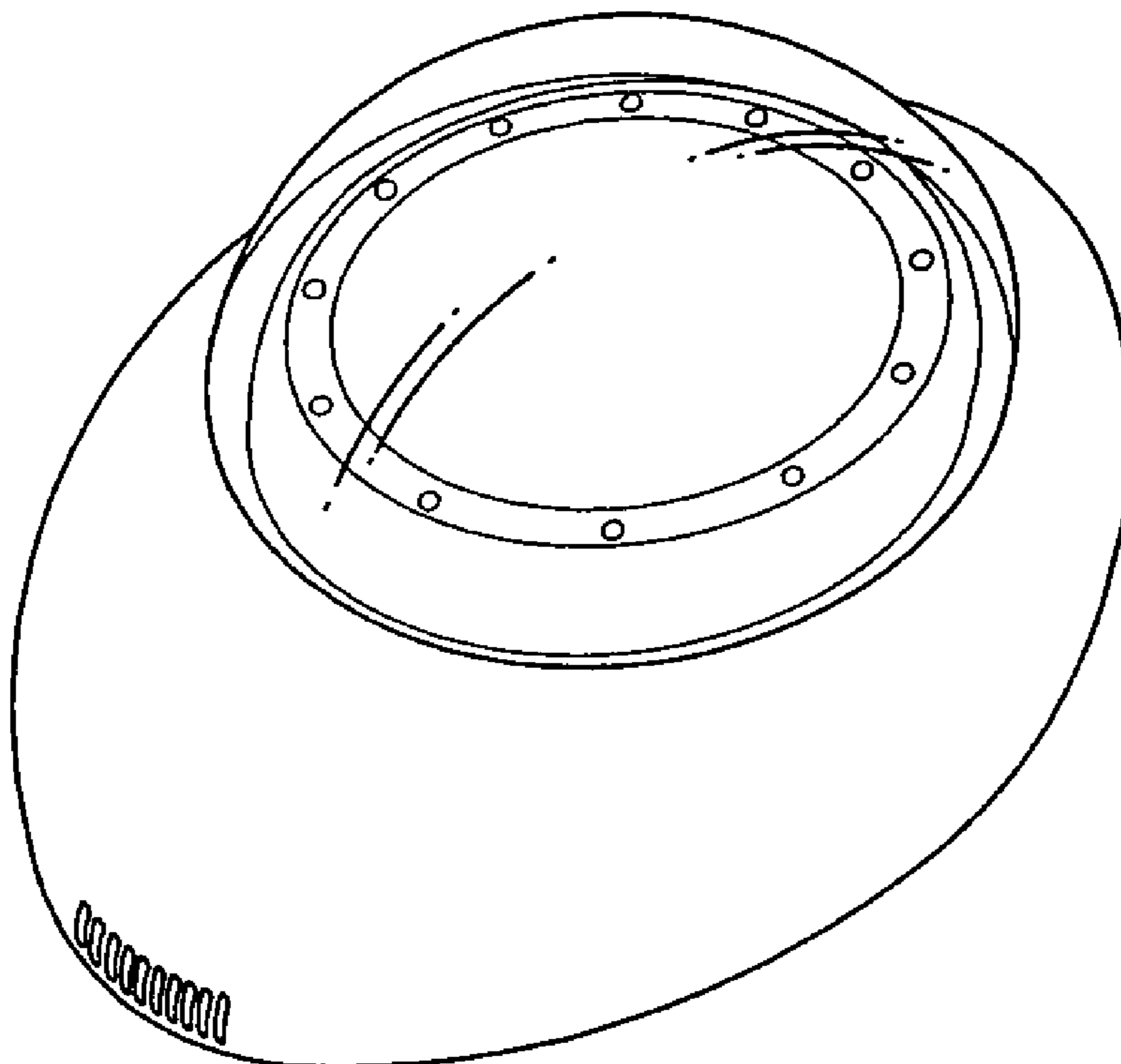
FIG. 4 is a left view thereof;

FIG. 5 is a right view thereof;

FIG. 6 is a top view thereof; and,

FIG. 7 is a bottom view thereof.

**1 Claim, 3 Drawing Sheets**



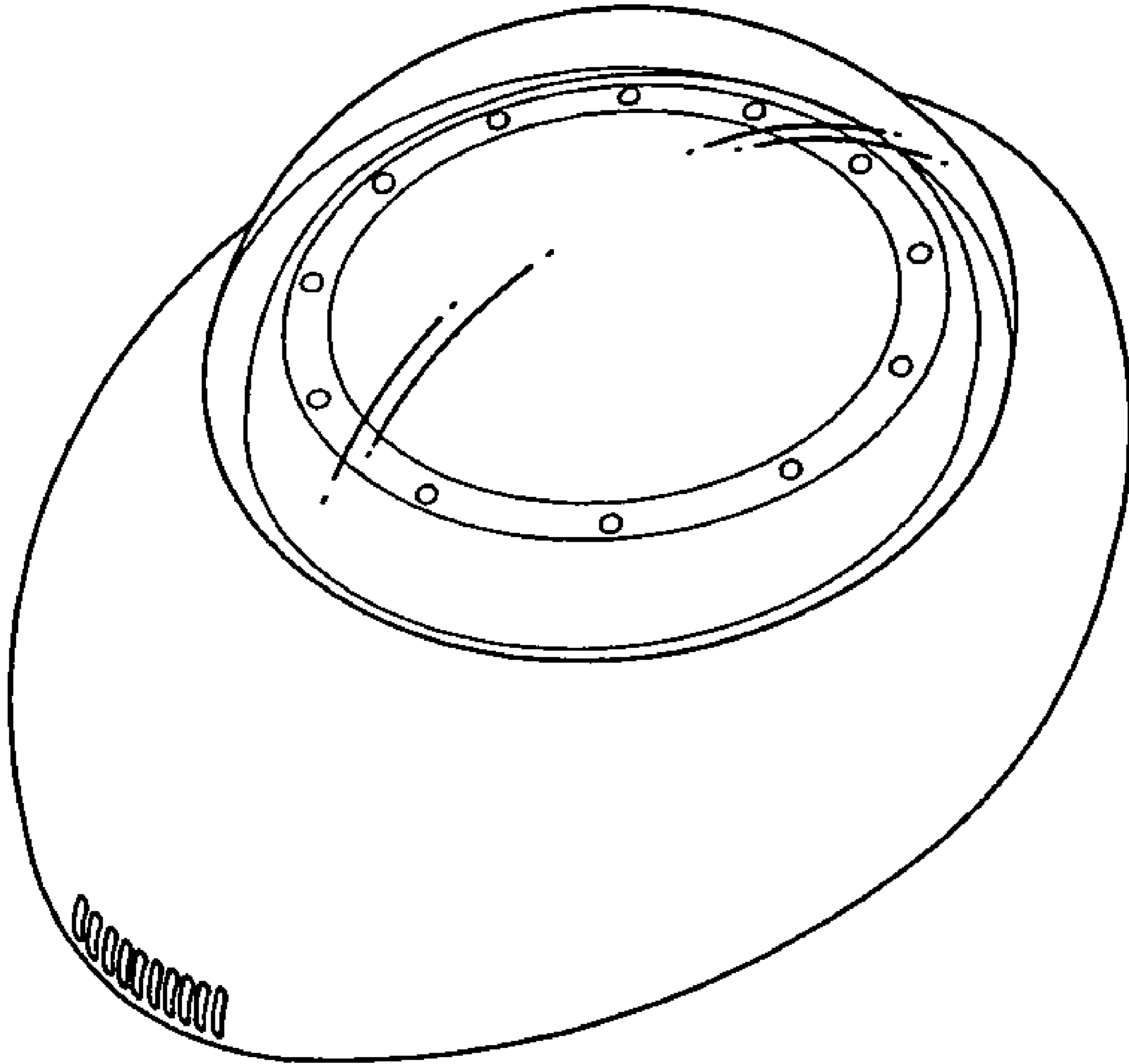


FIG. 1

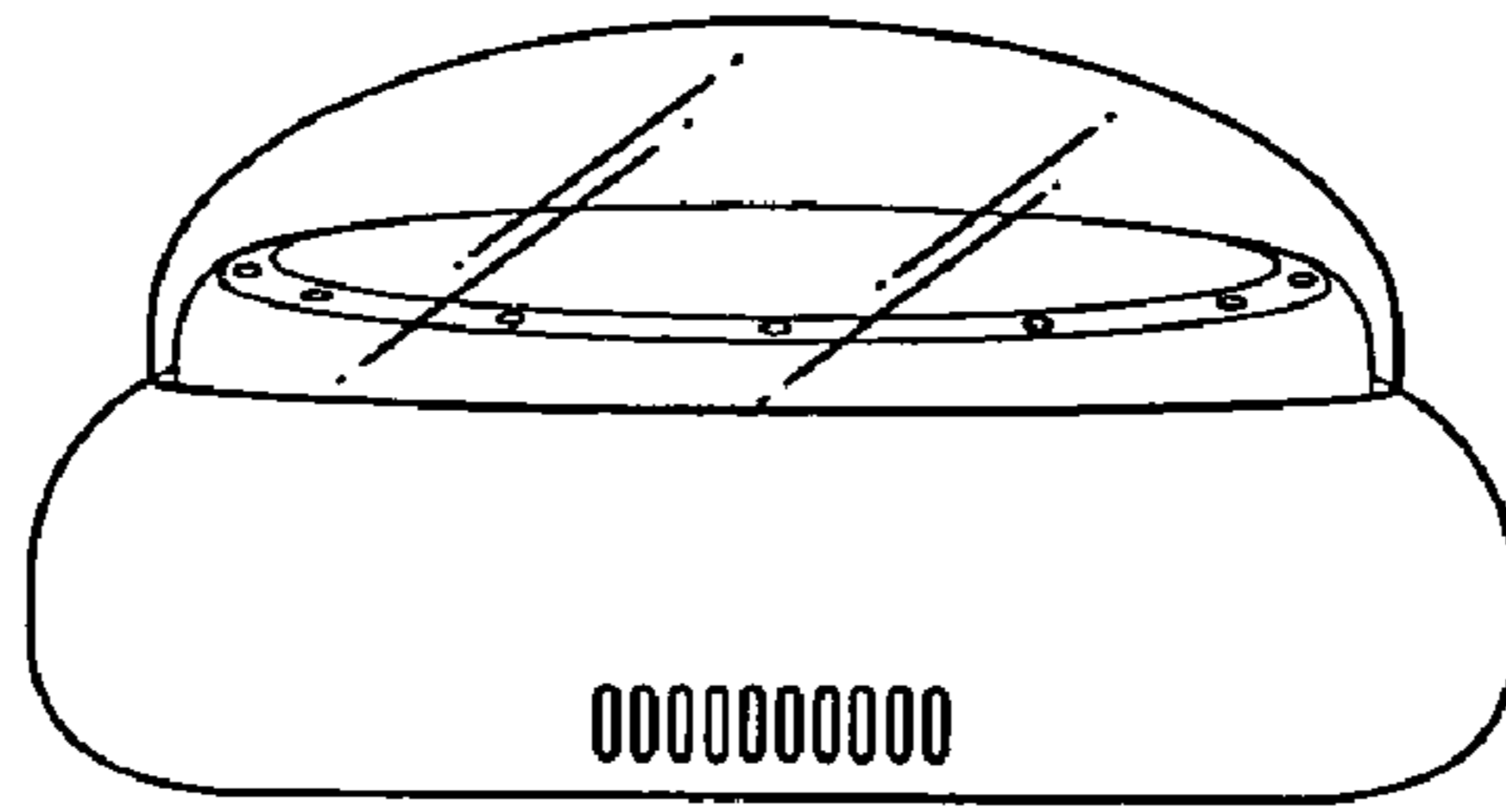


FIG. 2

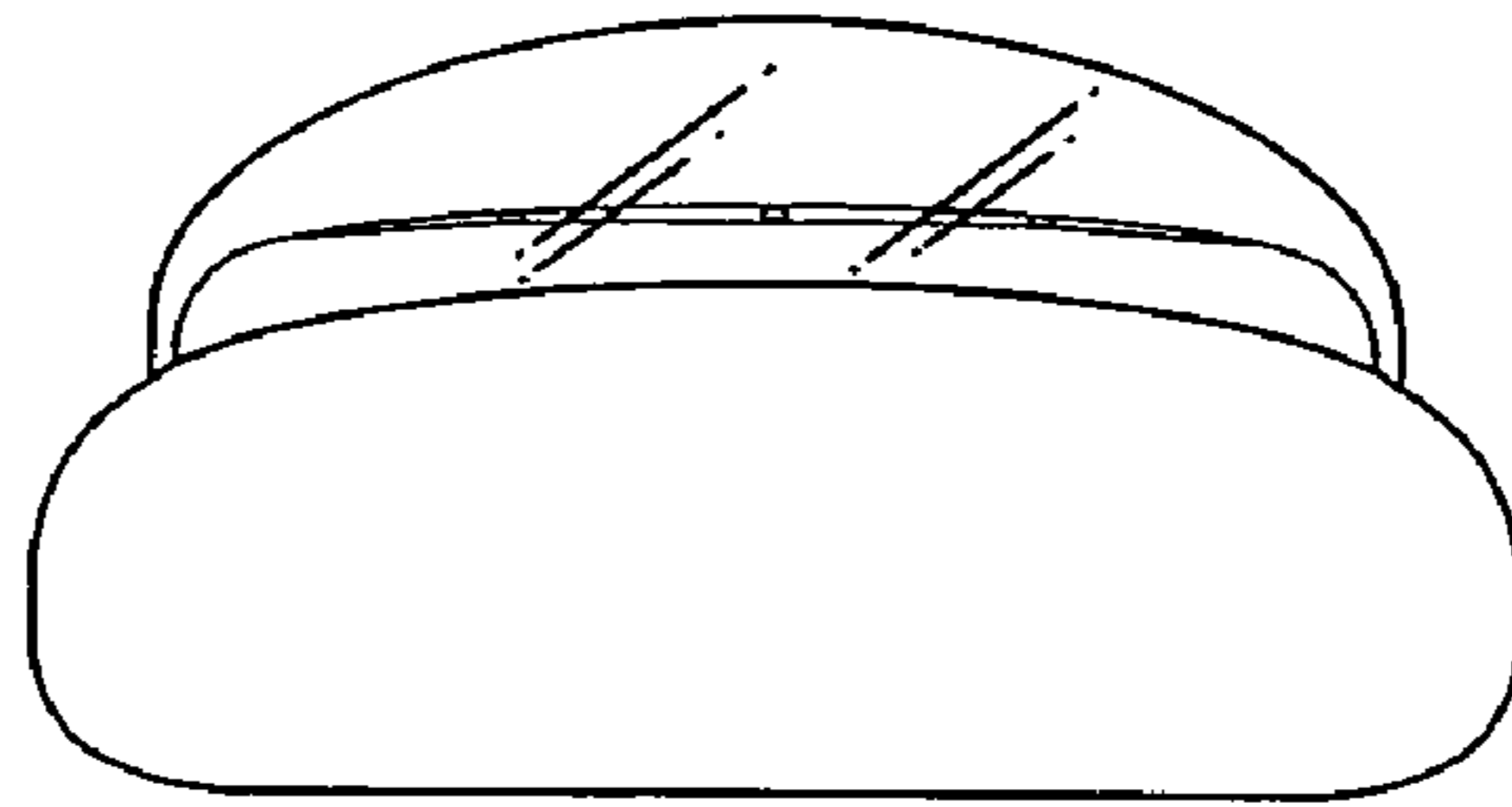


FIG. 3

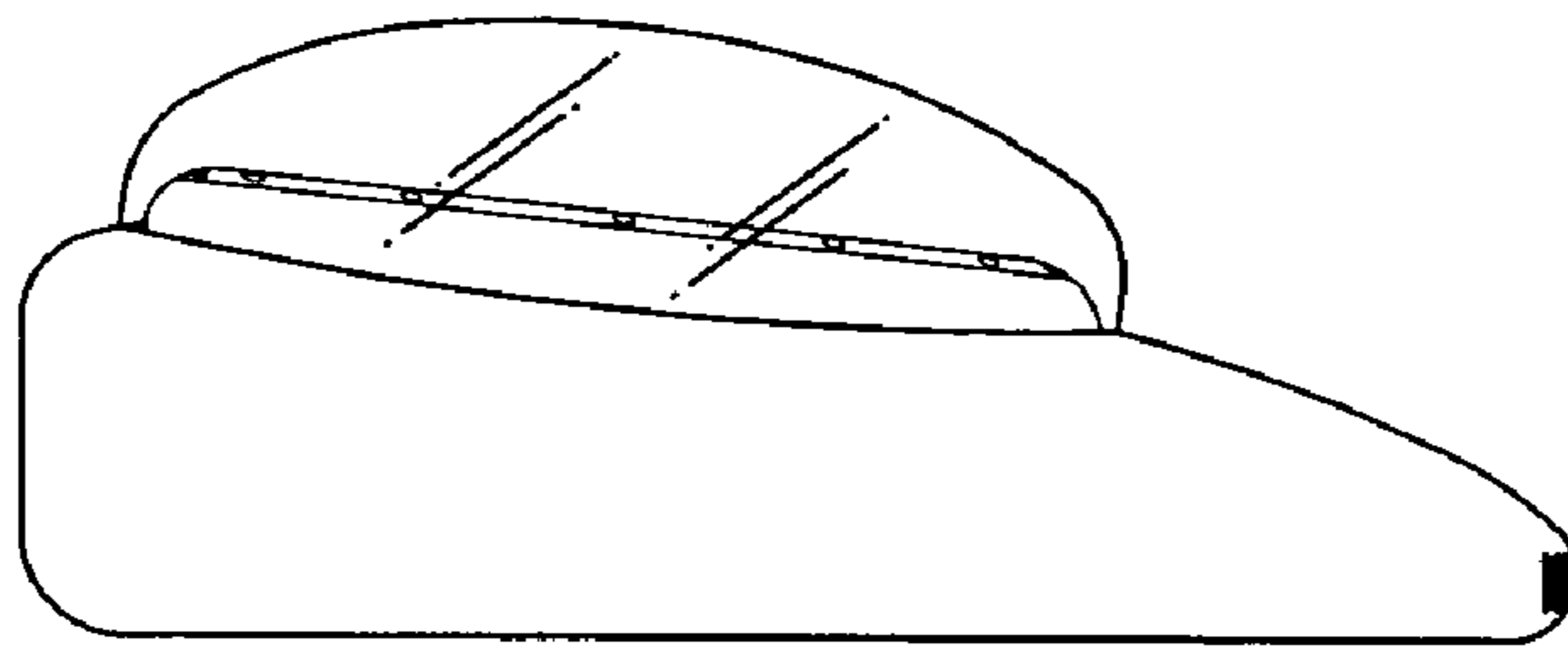


FIG. 4




FIG. 5

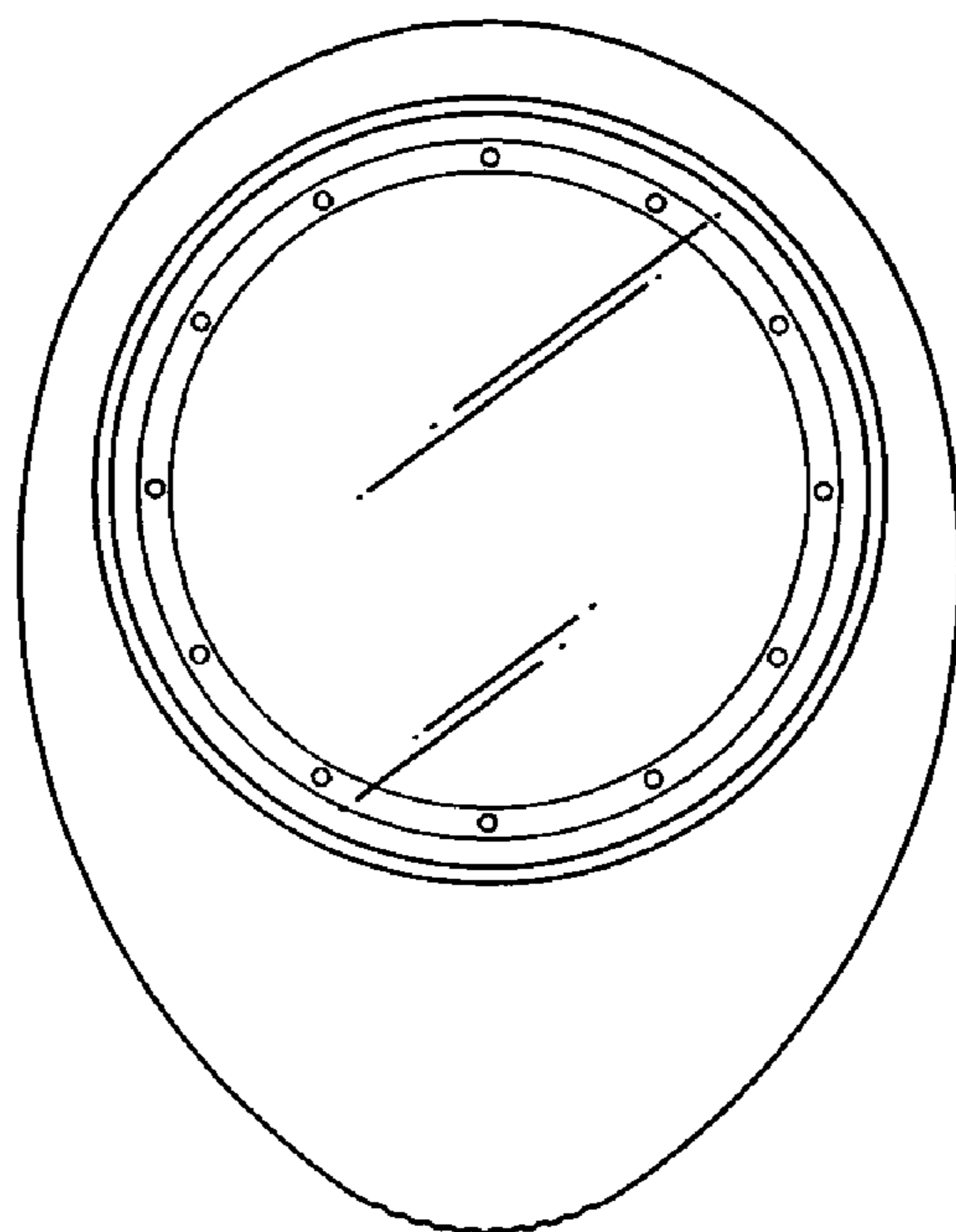


FIG. 6




FIG. 7