

US00D544877S

(12) **United States Design Patent** (10) **Patent No.:** **US D544,877 S**  
**Sasser** (45) **Date of Patent:** **\*\* Jun. 19, 2007**

(54) **COMPUTER GENERATED GRAPHICAL USER INTERFACE FOR AN ELECTRONIC DISPLAY DEVICE**

2004/0217988 A1\* 11/2004 Bear et al. .... 345/771  
2005/0060236 A1\* 3/2005 Iulo ..... 705/26  
2006/0242597 A1\* 10/2006 Park ..... 715/810  
2006/0248469 A1\* 11/2006 Czerwinski et al. .... 715/764  
2006/0265653 A1\* 11/2006 Paasonen et al. .... 715/704

(75) Inventor: **Cabel Sasser**, Portland, OR (US)

\* cited by examiner

(73) Assignee: **Panic, Inc.**, Portland, OR (US)

*Primary Examiner*—Alan P. Douglas

(\*\*) Term: **14 Years**

*Assistant Examiner*—Angela J. Lee

(21) Appl. No.: **29/237,399**

(74) *Attorney, Agent, or Firm*—Northwest IP Law Group, LLC

(22) Filed: **Aug. 30, 2005**

(57) **CLAIM**

(51) **LOC (8) Cl.** ..... **14-04**

The ornamental design for a computer generated graphical user interface for an electronic display device, as shown and described.

(52) **U.S. Cl.** ..... **D14/486**

(58) **Field of Classification Search** ..... D14/129,  
D14/485-496; D10/15; D18/24-33; D19/6;  
D20/11; D21/324-33; 715/700, 703, 706,  
715/716, 727, 763, 764, 775, 779, 810, 834,  
715/835, 837-40, 846-7, 864, 900, 715,  
715/719, 748, 761-2, 769, 771, 776, 809,  
715/812-3, 836, 977

**DESCRIPTION**

See application file for complete search history.

FIG. 1 is a front view of a computer generated graphical user interface for an electronic display device; and

FIG. 2 is a front view of a second embodiment of the computer generated graphical user interface of FIG. 1; and

FIG. 3 is a front view of a third embodiment of the computer generated graphical user interface of FIG. 1; and

FIG. 4 is a front view of a fourth embodiment of the computer generated graphical user interface of FIG. 1; and,

FIG. 5 is a front view of a fifth embodiment of the computer generated graphical user interface of FIG. 1.

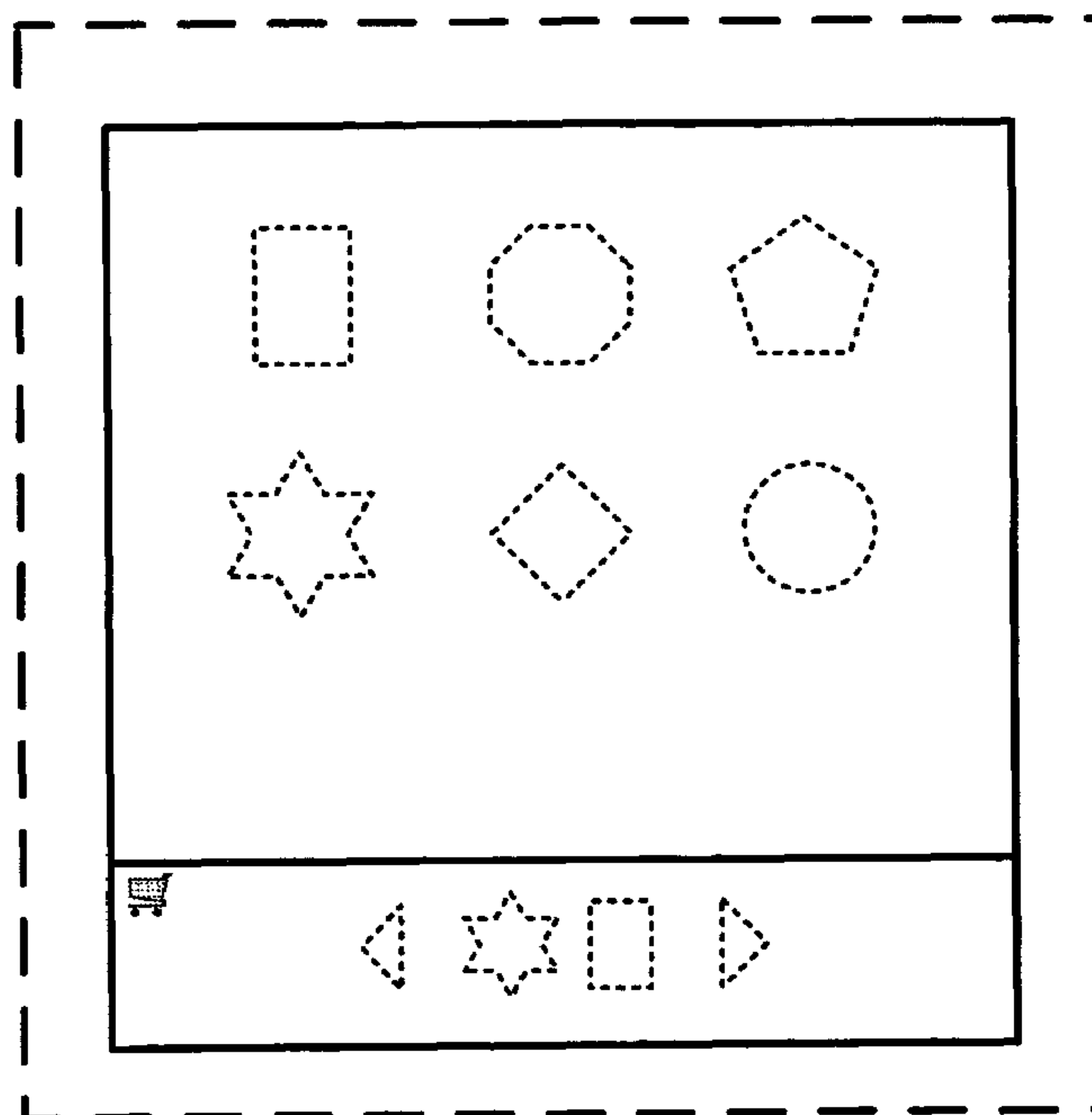
The broken line drawings of a portion of a display device and elements of the graphical user interface embodiments in the figure views are for illustrative purposes only and form no part of the claimed design.

(56) **References Cited**

U.S. PATENT DOCUMENTS

5,652,850 A \* 7/1997 Hollander ..... 715/744  
5,848,399 A \* 12/1998 Burke ..... 705/27  
D425,499 S \* 5/2000 Millington ..... D14/488  
6,300,966 B1 \* 10/2001 Gregory et al. .... 715/736  
D453,936 S \* 2/2002 Istvan et al. .... D14/486  
6,667,811 B1 \* 12/2003 Katahira ..... 358/1.14  
D497,617 S \* 10/2004 Decombe et al. .... D14/486  
2002/0175931 A1 \* 11/2002 Holtz et al. .... 345/716  
2004/0061723 A1 \* 4/2004 Tai et al. .... 345/779  
2004/0070618 A1 \* 4/2004 Eagle et al. .... 345/764

**1 Claim, 5 Drawing Sheets**



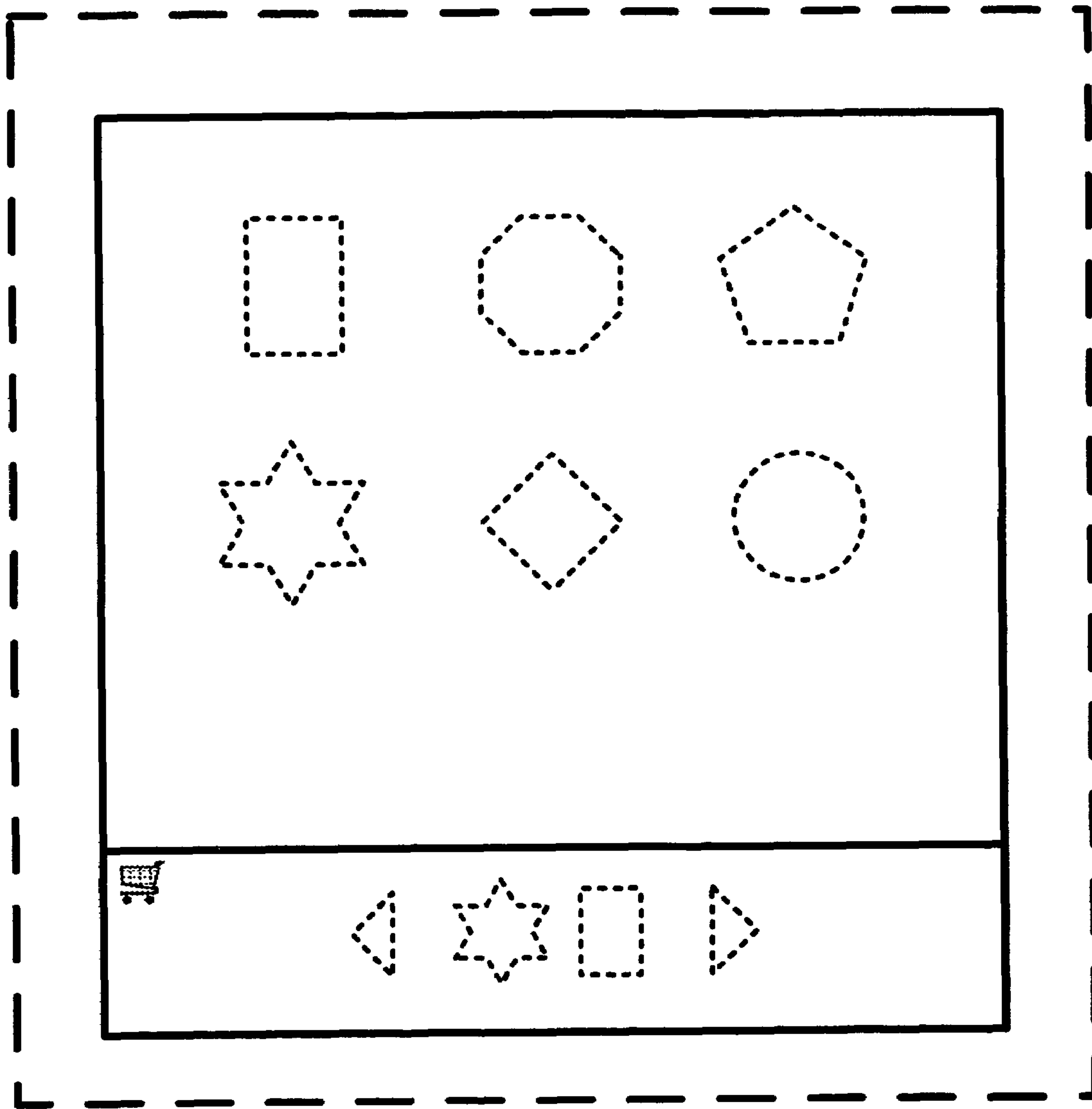


FIG. 1

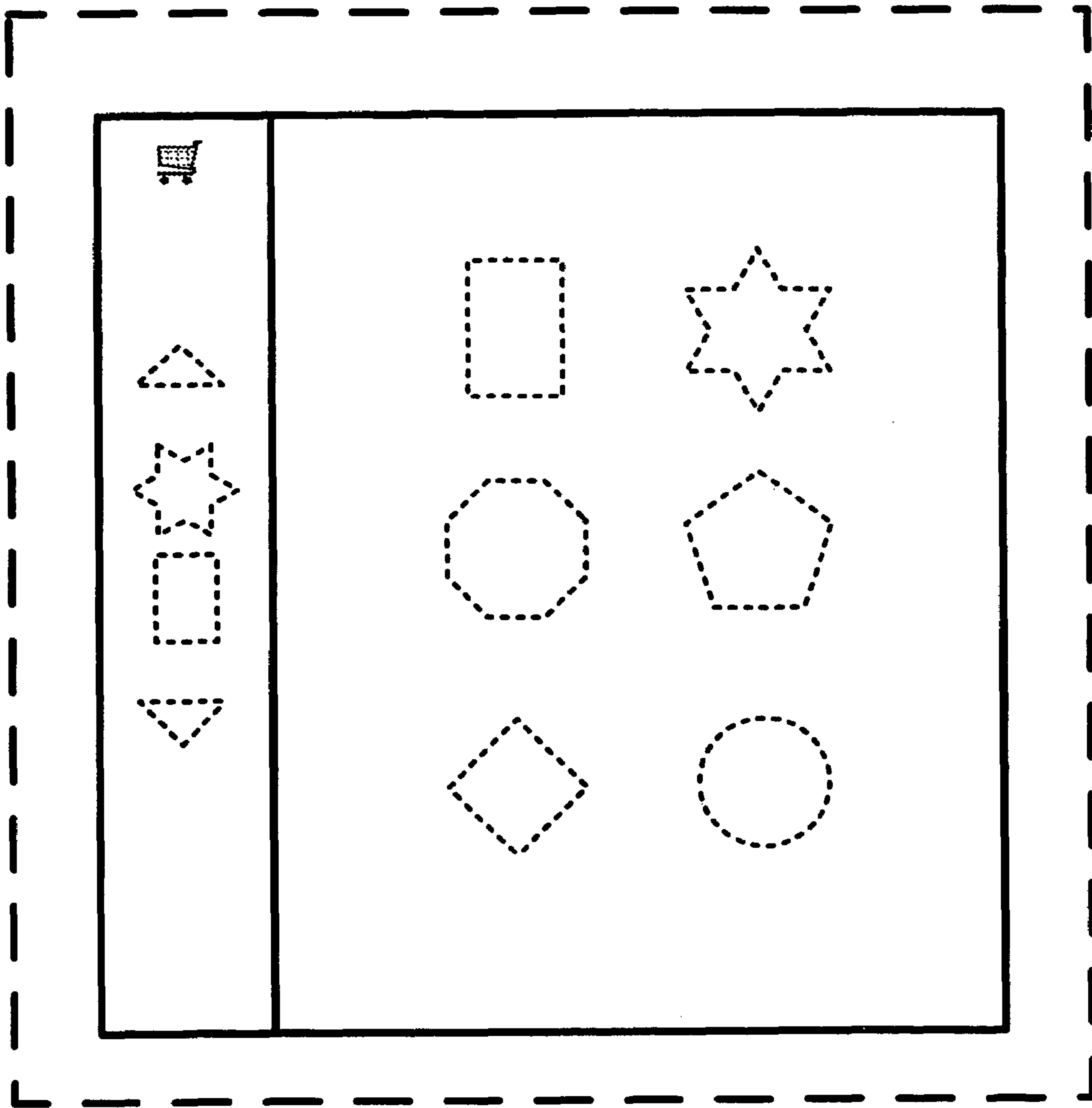


FIG. 2

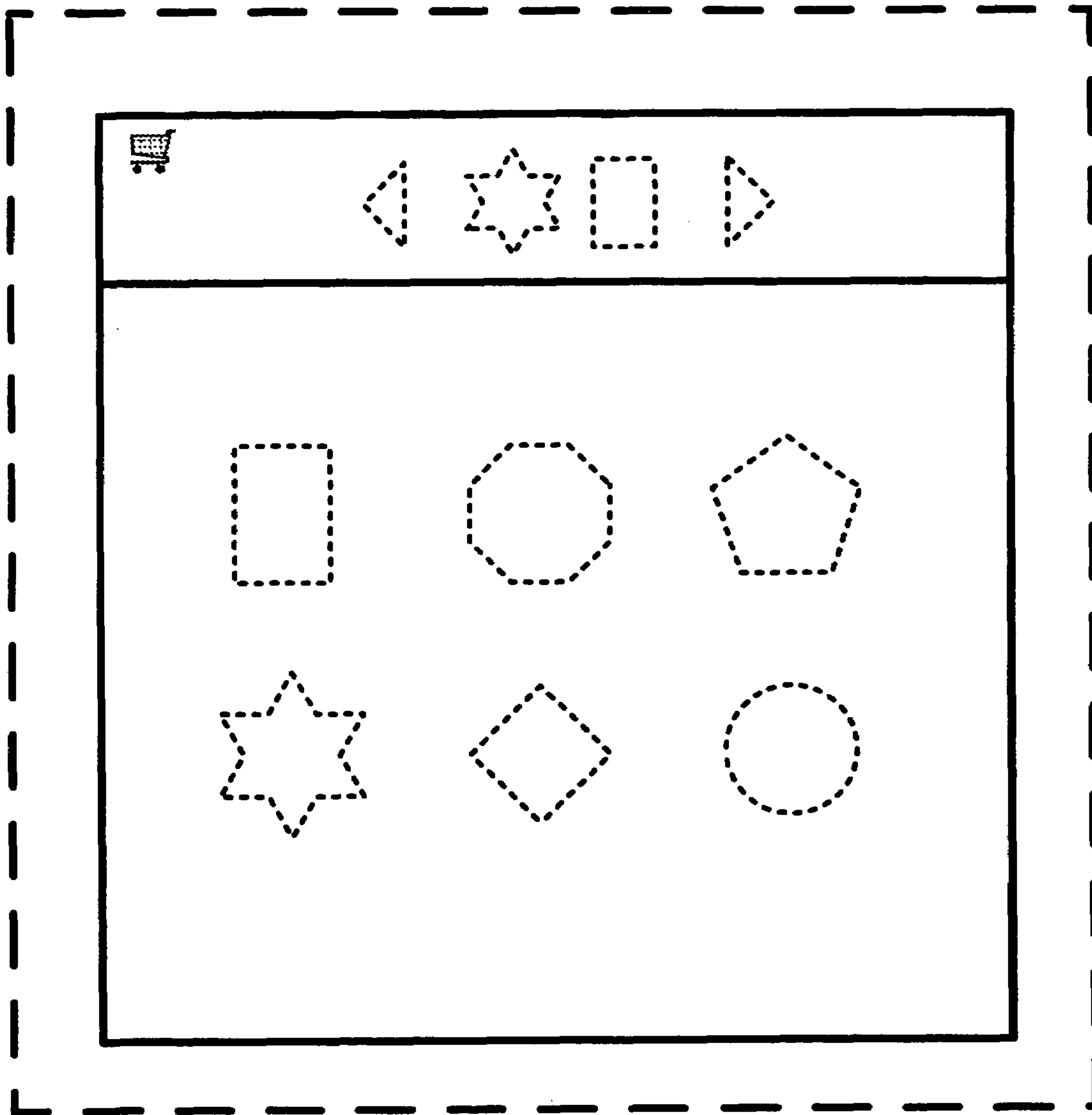


FIG. 3

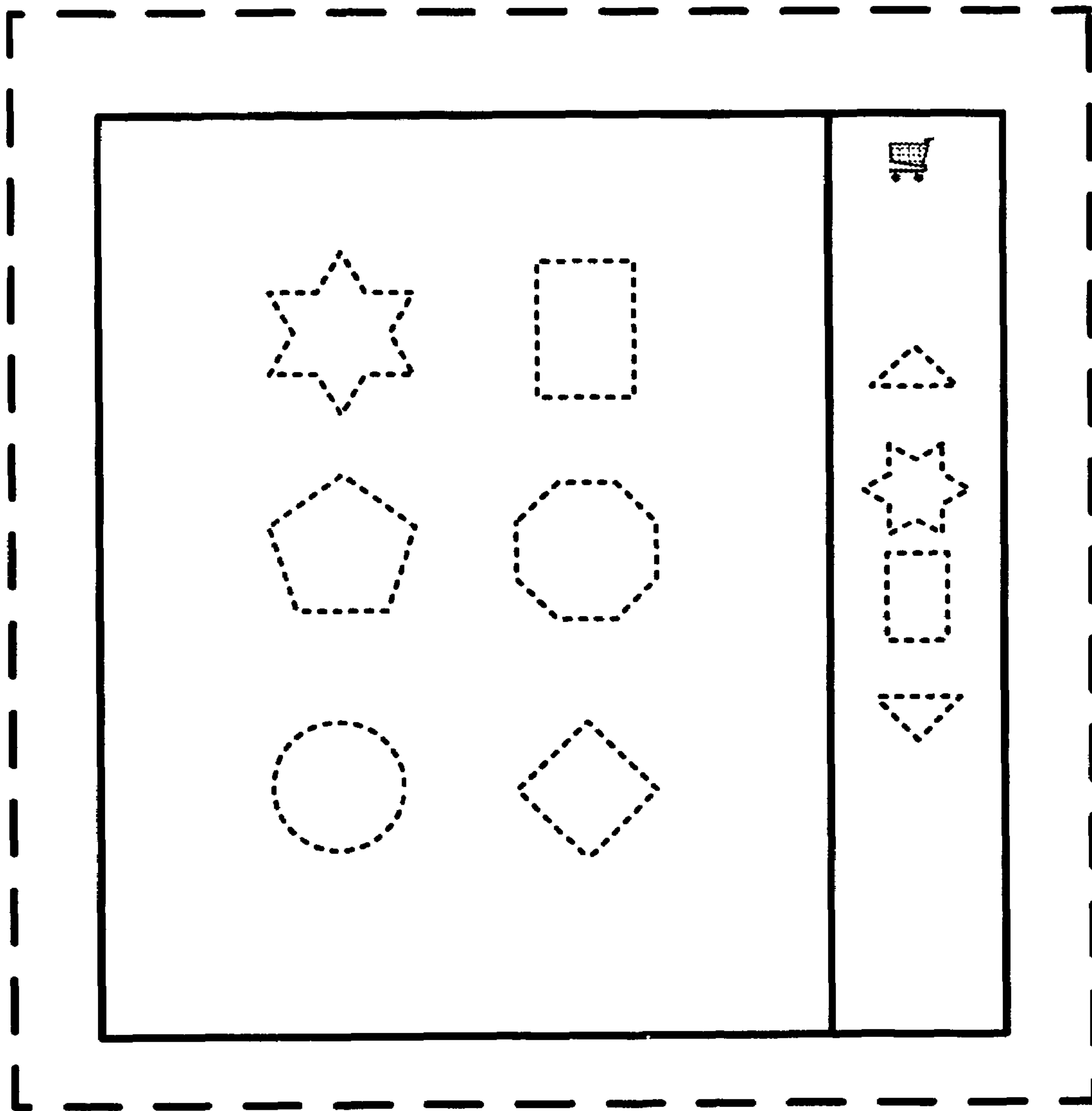


FIG. 4

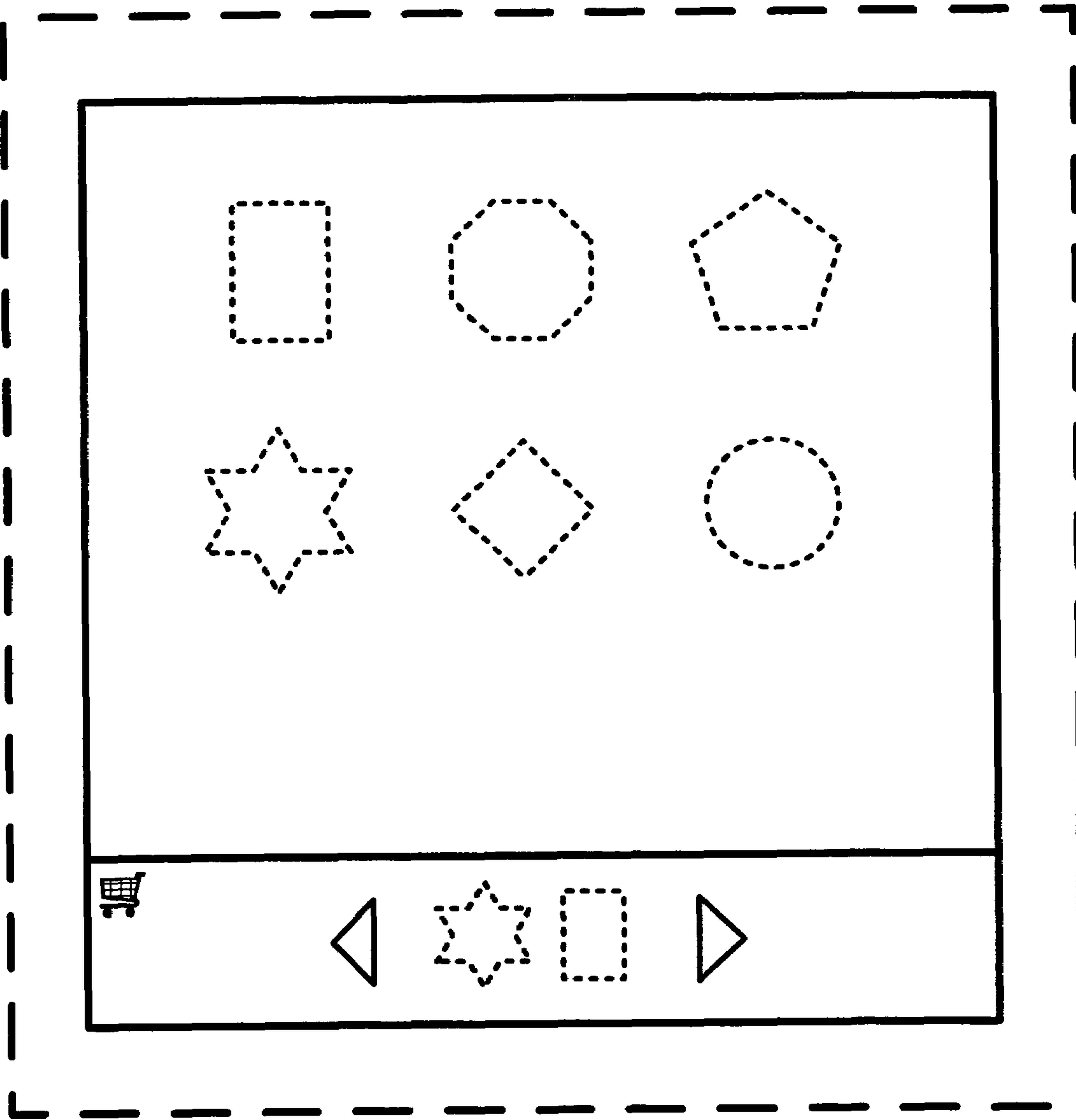


FIG. 5