



US00D544872S

(12) **United States Design Patent** (10) **Patent No.:** **US D544,872 S**
Sadler et al. (45) **Date of Patent:** **** Jun. 19, 2007**

(54) **USER INTERFACE FOR A PORTION OF A DISPLAY SCREEN**
(75) Inventors: **Jennifer L. Sadler**, Seattle, WA (US);
Nerea Armendariz, Seattle, WA (US)
(73) Assignee: **Microsoft Corporation**, Redmond, WA (US)
(**) Term: **14 Years**
(21) Appl. No.: **29/265,199**
(22) Filed: **Aug. 28, 2006**
(51) **LOC (8) Cl.** **14-04**
(52) **U.S. Cl.** **D14/485**
(58) **Field of Classification Search** D14/485-95;
D18/24-33; D20/11; D19/6; D21/324-33;
715/700-866

D475,062 S 5/2003 Horie
D475,063 S 5/2003 Horie
D475,719 S 6/2003 Horie
D476,015 S 6/2003 Ombao et al.
D478,595 S 8/2003 Istvan et al.
D480,401 S 10/2003 Kahn et al.
D494,983 S 8/2004 Peter et al.
D494,984 S 8/2004 Peter et al.
D495,338 S 8/2004 Peter et al.
D501,214 S * 1/2005 Melander et al. D14/487
D510,361 S * 10/2005 Hone et al. D14/486
D518,487 S 4/2006 MacKenzie
D518,829 S 4/2006 Hally et al.
D520,512 S 5/2006 Clinton et al.
D521,017 S 5/2006 Jewitt et al.
D522,525 S * 6/2006 Melander et al. D14/487
D522,526 S 6/2006 Fong

See application file for complete search history.

(Continued)

(56) **References Cited**
U.S. PATENT DOCUMENTS

D341,848 S 11/1993 Bigelow et al.
D389,471 S 1/1998 Newton et al.
D404,385 S 1/1999 Hodgson
D404,727 S 1/1999 Hodges Wilsher et al.
D406,263 S 3/1999 Wilsher
D408,389 S 4/1999 Newton et al.
D413,588 S 9/1999 Hodgson
D419,981 S 2/2000 Coleman
D423,484 S 4/2000 Dangelmaier et al.
D423,485 S 4/2000 Faris et al.
D427,576 S 7/2000 Coleman
D428,398 S 7/2000 Coleman
D429,734 S 8/2000 Johnson
D443,623 S * 6/2001 Nijima D14/485
D445,427 S 7/2001 Faris et al.
D445,801 S * 7/2001 Ma D14/486
D450,323 S 11/2001 Moore et al.
D454,139 S 3/2002 Feldcamp
D467,935 S 12/2002 Coleman
D471,227 S 3/2003 Gray
D473,236 S 4/2003 Robbin et al.

Primary Examiner—M. H. Tung
(74) *Attorney, Agent, or Firm*—Banner & Witcoff, Ltd.

(57) **CLAIM**

The ornamental design for a user interface for a portion of a display screen, as shown and described.


DESCRIPTION

FIG. 1 is a front view of a user interface for a portion of a display screen showing our new design; and,

FIG. 2 is a front view thereof, on an enlarged scale, the claimed portion of the user interface is shown separately for clarity of illustration.

The broken line showing of the regions within the claimed design and the areas within those regions form no part of the claimed design. The broken line showing of the portion of a display screen is for illustrative purposes only and forms no part of the claimed design.

1 Claim, 2 Drawing Sheets



US D544,872 S

Page 2

U.S. PATENT DOCUMENTS

D523,444 S	6/2006	Hone et al.		D526,326 S	8/2006	Matsumotot	
D524,320 S	7/2006	Winjum		D526,653 S	8/2006	McDougall et al.	
D524,321 S *	7/2006	Hally et al.	D14/487	D526,654 S	8/2006	McDougall et al.	
D525,981 S	8/2006	Hally et al.		D526,655 S	8/2006	McDougall et al.	
D525,982 S	8/2006	Suzuki		D526,656 S	8/2006	Stabb et al.	
D525,983 S	8/2006	Hally et al.		D527,011 S	8/2006	Bixler	
D525,984 S	8/2006	Hally et al.		D527,012 S	8/2006	Cummins et al.	
D525,985 S	8/2006	Gibson et al.		D528,559 S *	9/2006	Hally et al.	D14/487
D526,323 S	8/2006	McDougall et al.		D529,506 S *	10/2006	McLees et al.	D14/485
D526,324 S	8/2006	McDougall et al.		D529,509 S *	10/2006	Stabb	D14/485

* cited by examiner

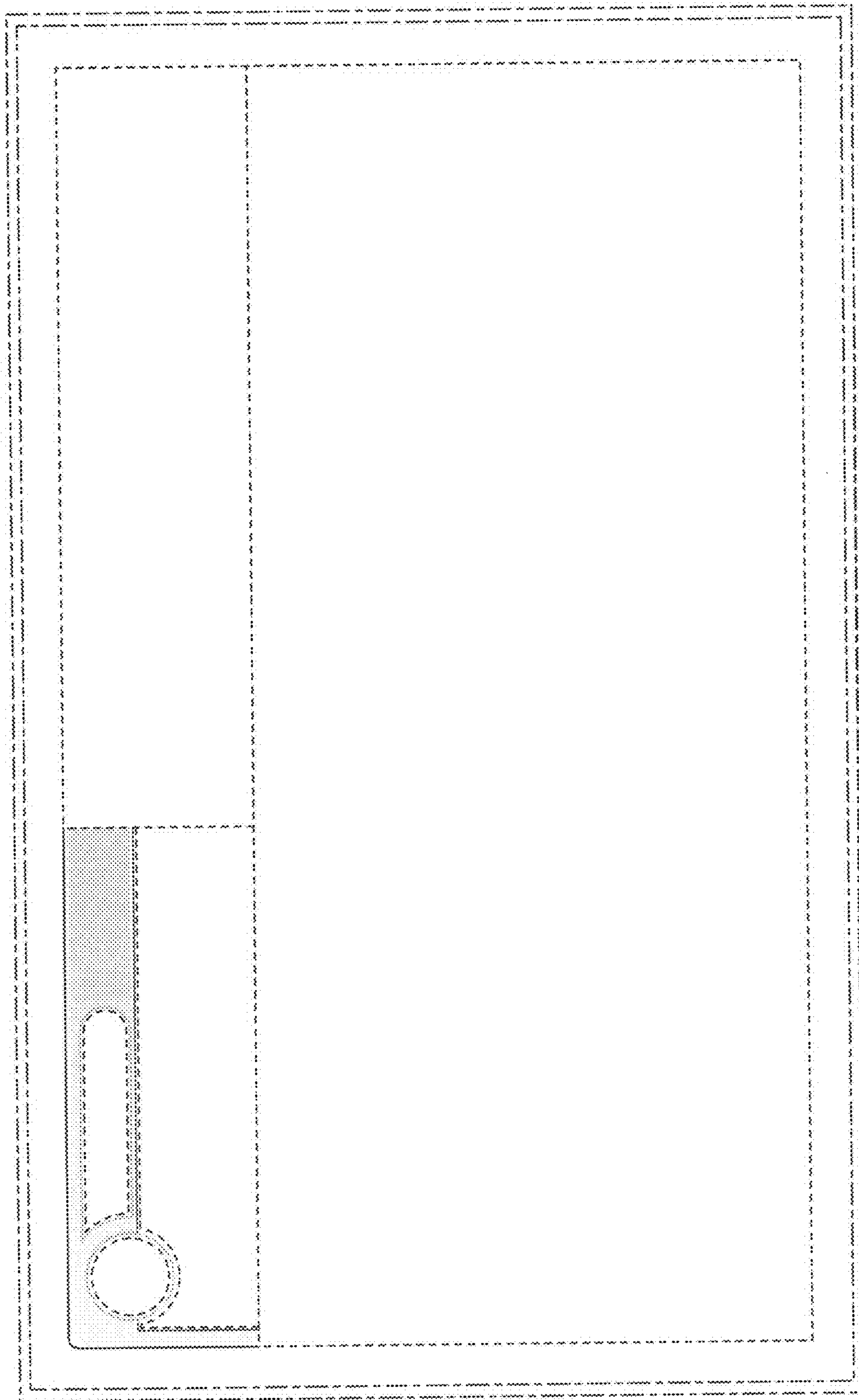


FIG. 1

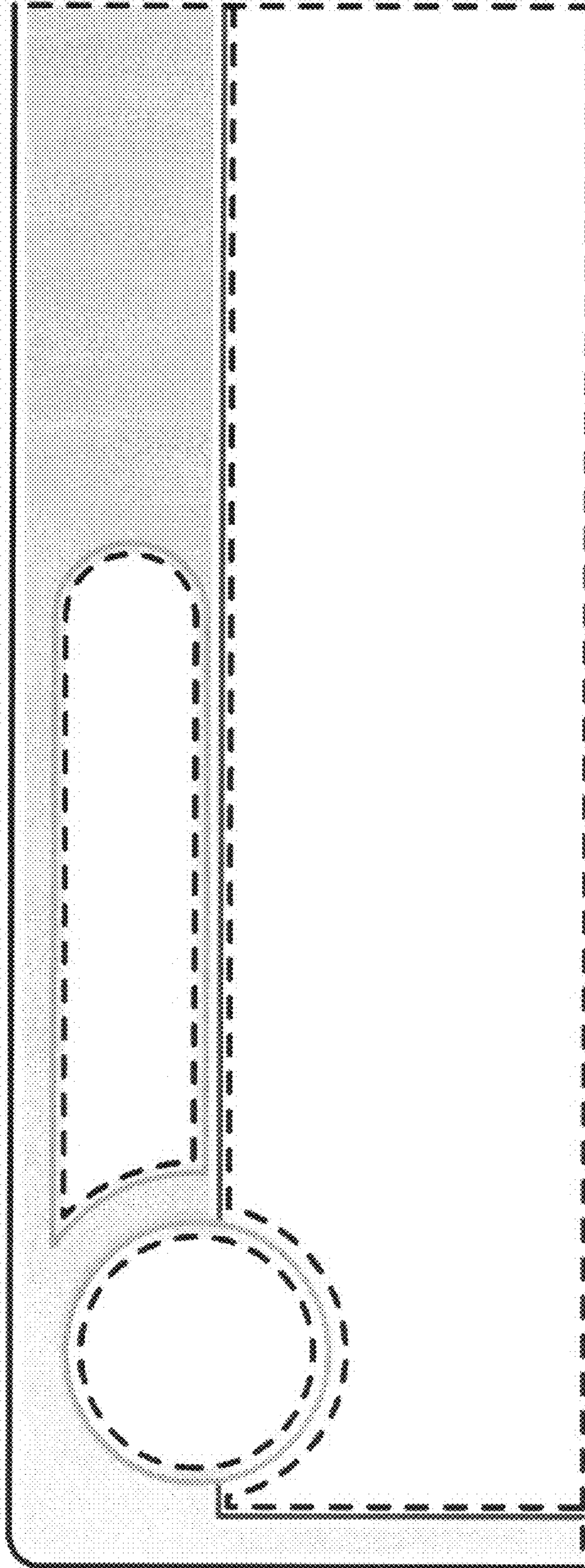


FIG. 2