



US00D544860S

(12) **United States Design Patent**
Kimura et al.

(10) **Patent No.:** **US D544,860 S**

(45) **Date of Patent:** **** Jun. 19, 2007**

(54) **DISC PLAYER WITH RADIO TUNER**

(75) Inventors: **Kenji Kimura**, Tsuchiura (JP);
Kazufumi Sei, Tokyo (JP); **Hiroshi Yamamoto**, Yokohama (JP)

(73) Assignee: **Victor Company of Japan, Limited**,
Yokohama-shi (JP)

(**) Term: **14 Years**

(21) Appl. No.: **29/259,677**

(22) Filed: **May 15, 2006**

(30) **Foreign Application Priority Data**

Nov. 16, 2005 (JP) D2005-033739

(51) **LOC (8) Cl.** **14-03**

(52) **U.S. Cl.** **D14/258**

(58) **Field of Classification Search** D14/258,
D14/257, 224, 217, 192, 188, 168, 167, 165,
D14/164, 163, 162, 161, 160, 156, 154, 136,
D14/135; 720/647, 655; 455/350, 347,
455/344; 396/434; 360/99.06; 381/86
See application file for complete search history.

(56) **References Cited**

U.S. PATENT DOCUMENTS

- D313,023 S * 12/1990 Kolenda et al. D14/258
- D364,877 S * 12/1995 Tokiyama et al. D14/258
- D391,958 S * 3/1998 Miyazawa et al. D14/157
- D400,529 S * 11/1998 Kakizaki D14/157
- 5,848,042 A * 12/1998 Takahashi et al. 720/647
- D430,132 S * 8/2000 Yamazaki D14/156

- D445,775 S * 7/2001 Hori et al. D14/157
- D475,691 S * 6/2003 Nishii et al. D14/157
- D495,678 S * 9/2004 Uehara D14/168
- D496,930 S * 10/2004 Yoshihara D14/258
- D522,502 S * 6/2006 Jones D14/258
- D532,006 S * 11/2006 Kim D14/258
- D533,535 S * 12/2006 Mizokawa D14/157
- D537,056 S * 2/2007 Endo et al. D14/136
- D537,433 S * 2/2007 Shimizu D14/156

* cited by examiner

Primary Examiner—Cathron C. Brooks

Assistant Examiner—Austin Murphy

(74) *Attorney, Agent, or Firm*—The Nath Law Group; Jerald L. Meyer; Derek Richmond

(57) **CLAIM**

The ornamental design for a disc player with radio tuner, as shown and described.

DESCRIPTION

FIG. 1 is a perspective view of a disc player with radio tuner; FIG. 2 is a front view thereof; FIG. 3 is a rear view thereof; FIG. 4 is a right side view thereof; FIG. 5 is a left side view thereof; FIG. 6 is a top plan view thereof; and, FIG. 7 is a bottom view thereof.

The broken lines shown in the drawings form no part of the claimed design.

1 Claim, 7 Drawing Sheets

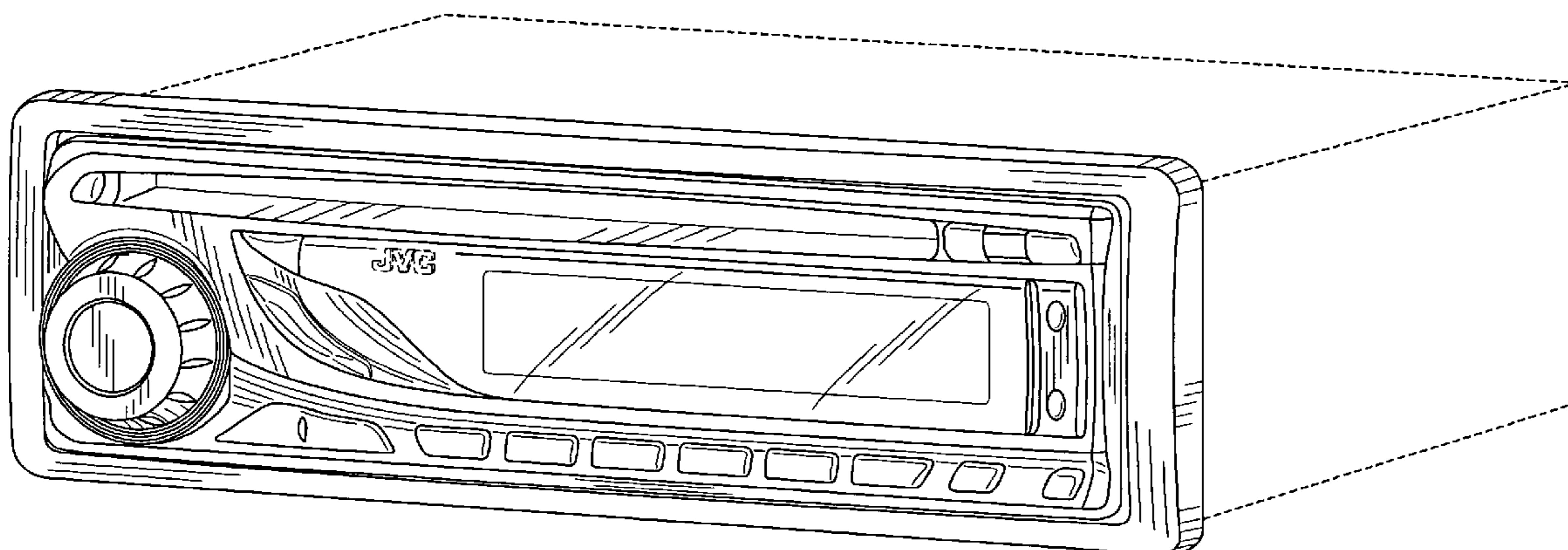


Fig.1

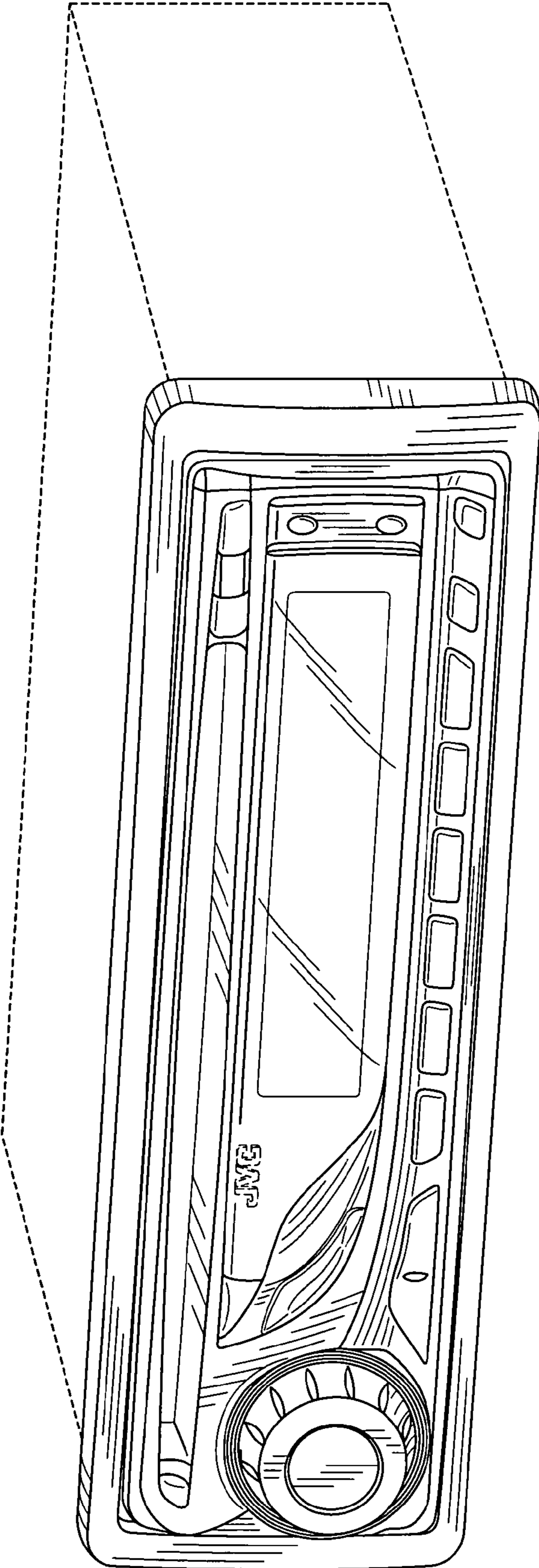


Fig.2

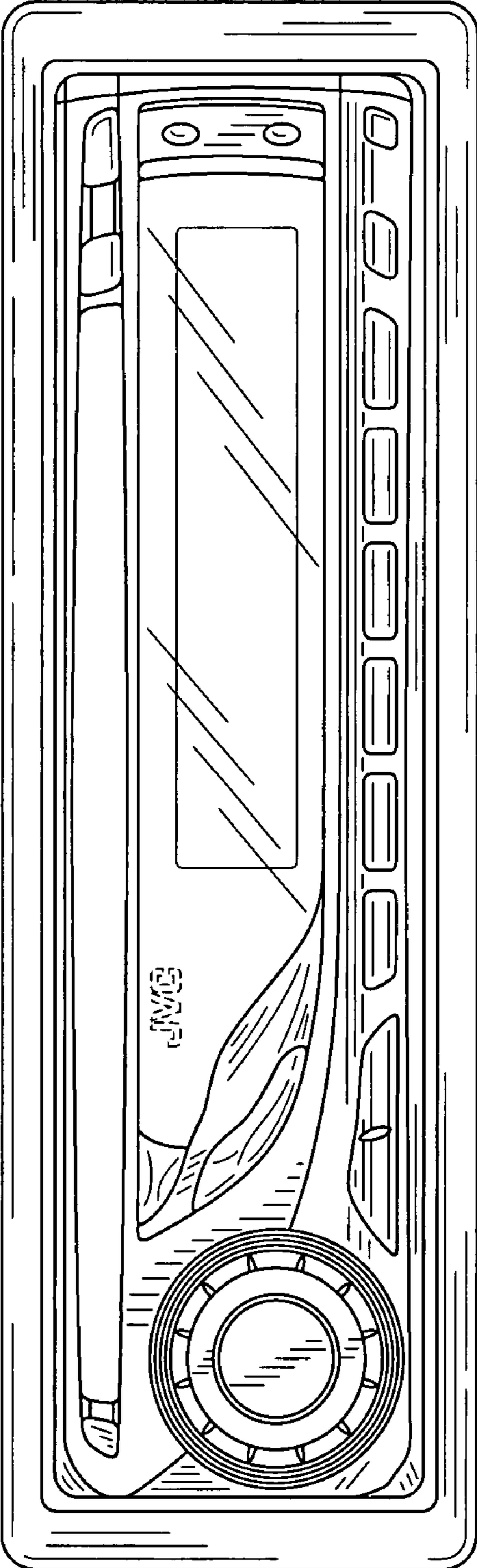


Fig. 3





Fig. 4






Fig. 5

Fig.6




Fig.7

