



US00D544859S

(12) **United States Design Patent**
Teulie

(10) **Patent No.:** **US D544,859 S**
(45) **Date of Patent:** **** Jun. 19, 2007**

(54) **AMPLIFIER**

(75) Inventor: **Douglas W. Teulie**, Huntington Beach,
CA (US)

(73) Assignee: **QSC Audio Products, Inc.**, Costa
Mesa, CA (US)

(**) Term: **14 Years**

(21) Appl. No.: **29/245,273**

(22) Filed: **Dec. 21, 2005**

(51) **LOC (8) Cl.** **14-03**

(52) **U.S. Cl.** **D14/257; D14/188; D14/217**

(58) **Field of Classification Search** D14/168,
D14/169, 179, 188, 192-198, 217, 257, 265,
D14/299; 330/1 R, 3, 4, 250; 381/86, 120;
455/344-351

See application file for complete search history.

(56) **References Cited**

U.S. PATENT DOCUMENTS

D315,554 S	*	3/1991	Hill	D14/357
D347,844 S	*	6/1994	Diachyo	D14/198
D349,702 S	*	8/1994	Daichyo	D14/198
D373,589 S	*	9/1996	Peterson et al.	D14/257
D376,360 S	*	12/1996	Teulie	D14/188
D404,396 S	*	1/1999	Mackie et al.	D14/188

D420,681 S	*	2/2000	Teulie	D14/257
D472,229 S	*	3/2003	Amiya	D14/188
D483,753 S	*	12/2003	Goodsene et al.	D14/257
D529,479 S	*	10/2006	Wolf et al.	D14/188

* cited by examiner

Primary Examiner—Stella Reid

Assistant Examiner—Keli' L. Acker

(74) *Attorney, Agent, or Firm*—Perkins Coie LLP

(57) **CLAIM**

I claim the ornamental design for an amplifier, as shown and described.

DESCRIPTION

FIG. 1 is a front isometric view of an amplifier, showing my new design;

FIG. 2 is a front elevation view thereof;

FIG. 3 is a back elevation view thereof;

FIG. 4 is a top plan view thereof;

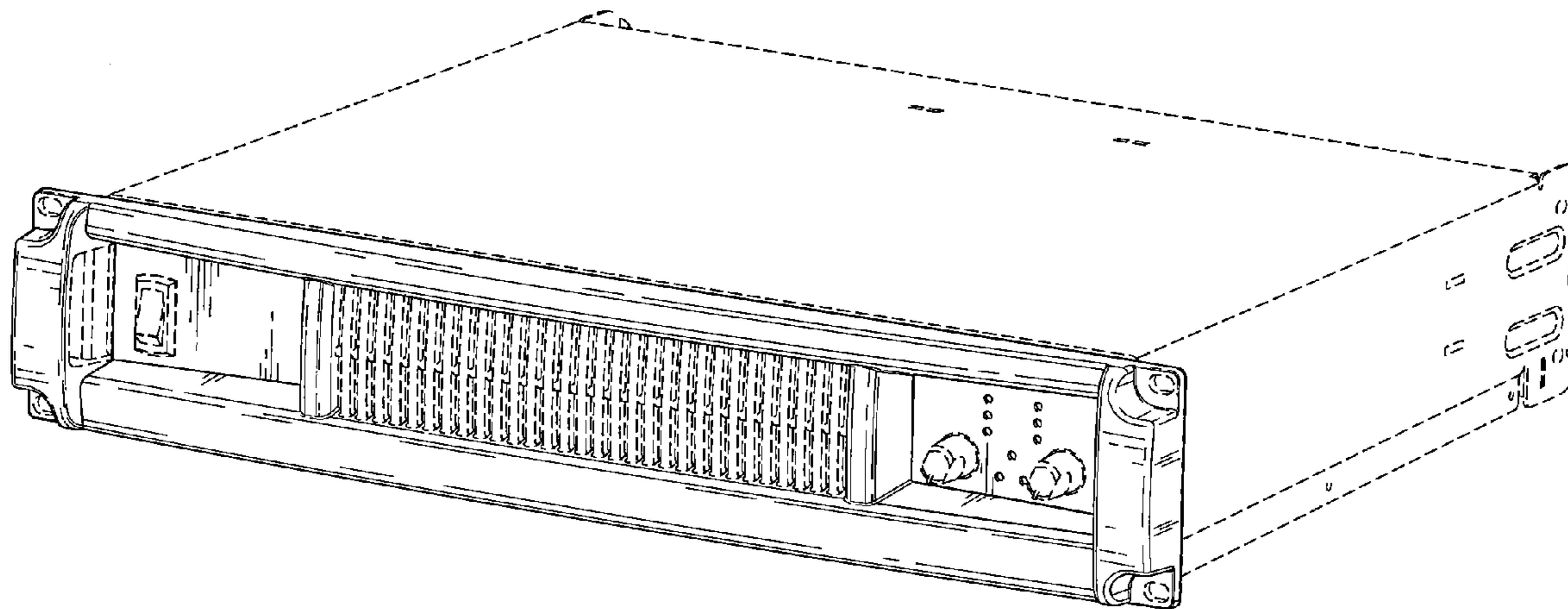
FIG. 5 is a bottom plan view thereof;

FIG. 6 is a left side elevation view thereof; and,

FIG. 7 is a right side elevation view thereof.

The broken lines shown in the drawings are for illustrative purposes only and form no part of the claimed design.

1 Claim, 5 Drawing Sheets



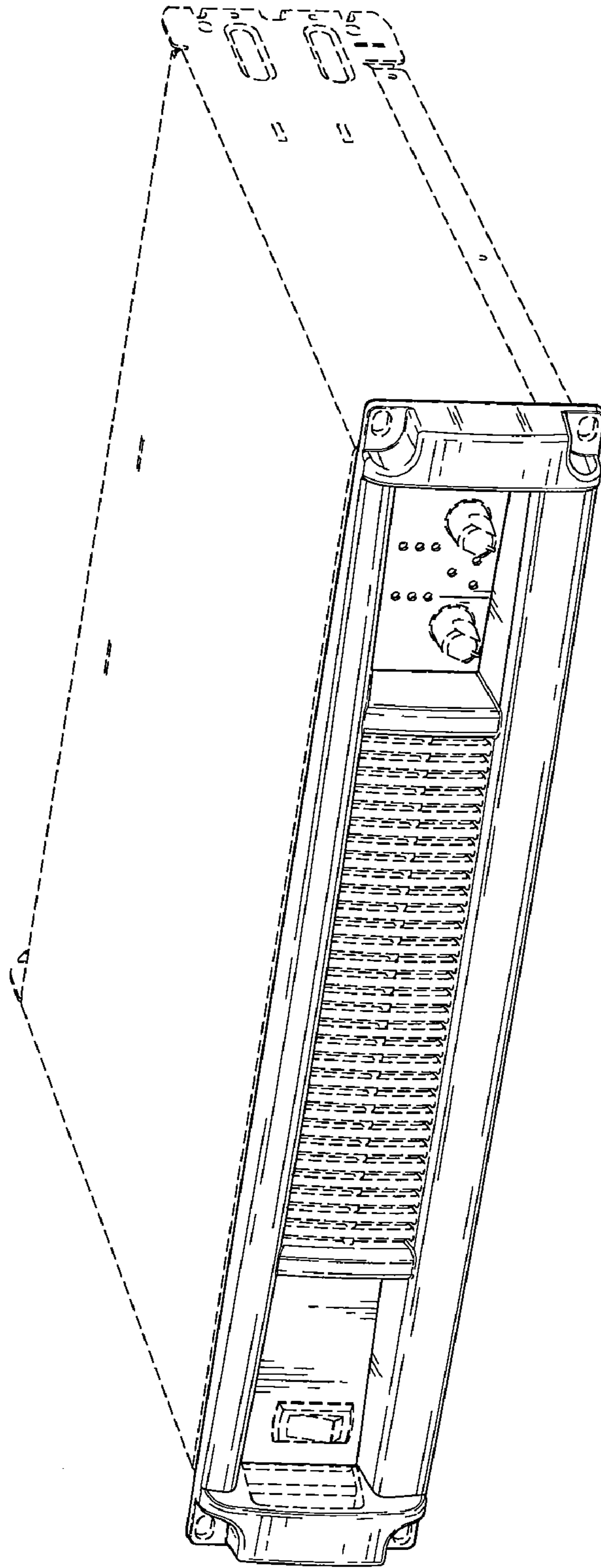


Fig. 1

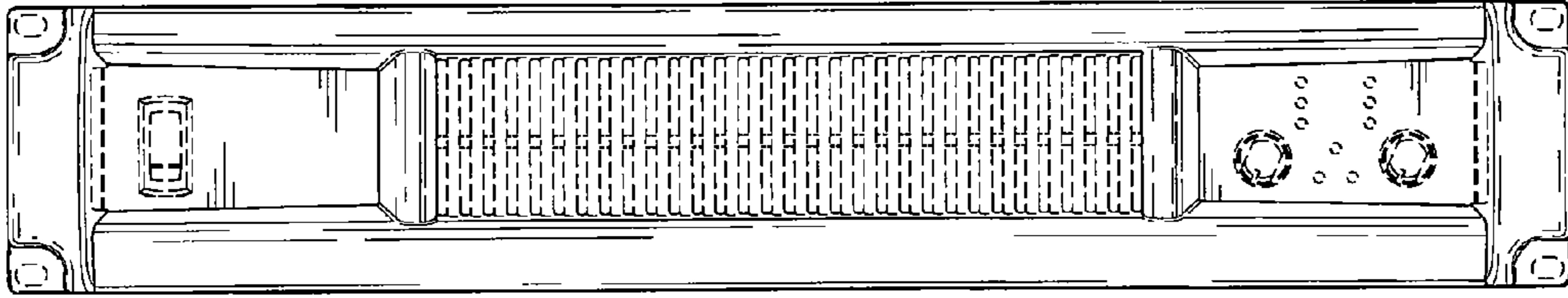


Fig. 2



Fig. 3

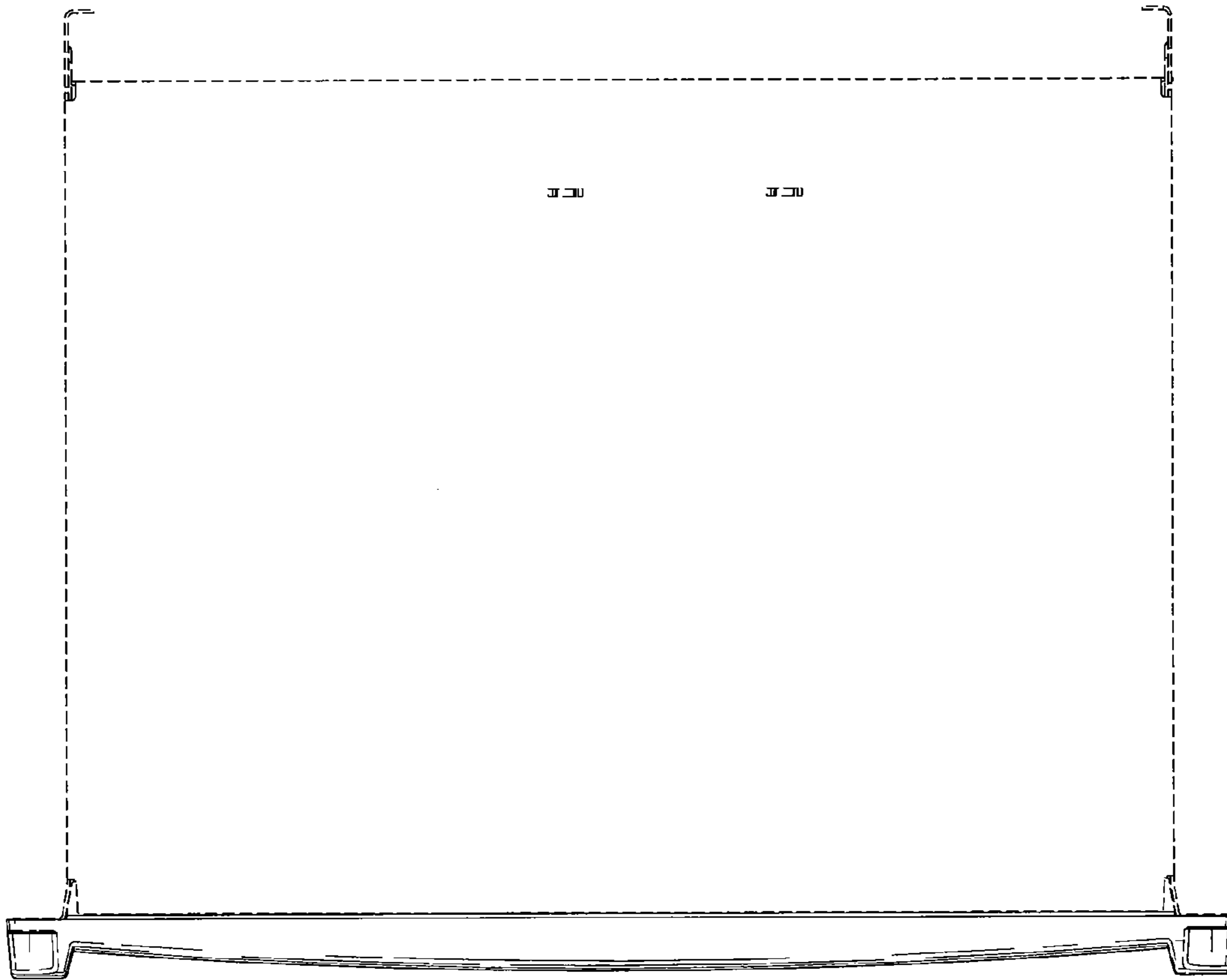


Fig. 4




Fig. 5

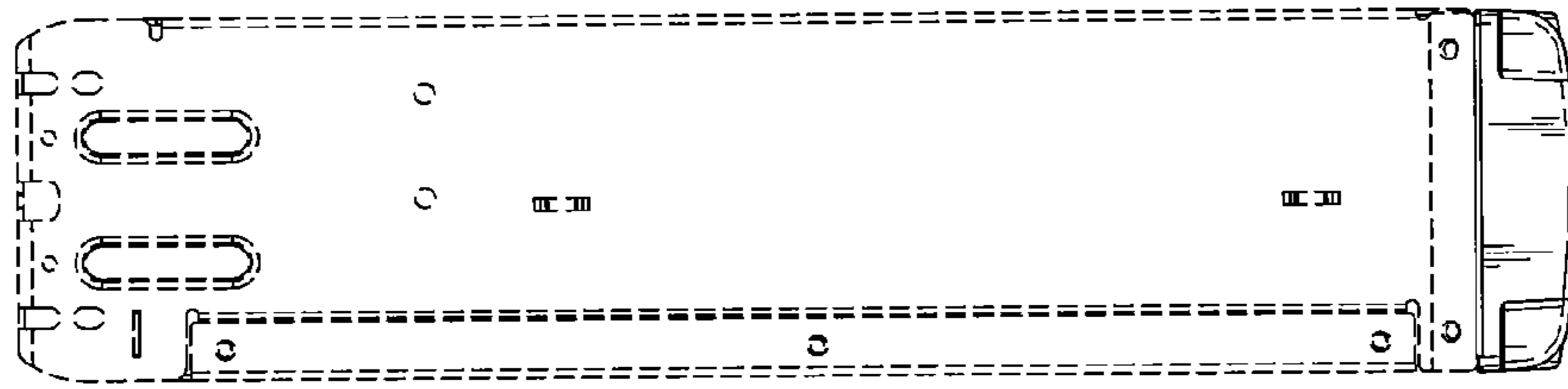


Fig. 6




Fig. 7