



US00D544856S

(12) **United States Design Patent**  
**Hyodo**

(10) **Patent No.:** **US D544,856 S**  
(45) **Date of Patent:** **\*\* Jun. 19, 2007**

(54) **DISC PLAYER**

D522,011 S \* 5/2006 Hayes et al. .... D14/454

(75) Inventor: **Masakatsu Hyodo**, Saitama-ken (JP)

FOREIGN PATENT DOCUMENTS

(73) Assignee: **Sony Corporation**, Tokyo (JP)

JP D1087466 S 10/2000  
JP D1212971 S 8/2004  
JP D1229064 S 1/2005

(\*\*) Term: **14 Years**

\* cited by examiner

(21) Appl. No.: **29/244,174**

*Primary Examiner*—Prabhakar Deshmukh

(22) Filed: **Dec. 7, 2005**

*Assistant Examiner*—Keli' L. Acker

(30) **Foreign Application Priority Data**

(74) *Attorney, Agent, or Firm*—Rader, Fishman & Grauer PLLC

Aug. 30, 2005 (JP) ..... D2005-024961

(57) **CLAIM**

(51) **LOC (8) Cl.** ..... **09-01**

The ornamental design for a disc player, as shown and described.

(52) **U.S. Cl.** ..... **D14/217; D14/136**

(58) **Field of Classification Search** ..... D14/135,  
D14/136, 156, 168, 217, 218, 260, 400, 401,  
D14/415, 496; D13/164, 174; D21/324,  
D21/329, 333; 273/148 R, 148 B; 369/75.11,  
369/75.21, 77.11, 77.21; 455/344, 347-351  
See application file for complete search history.

**DESCRIPTION**

FIG. 1 is a perspective view of a disc player showing my new design;

(56) **References Cited**

U.S. PATENT DOCUMENTS

D368,905 S \* 4/1996 Otani ..... D14/125  
D425,889 S \* 5/2000 Yuyama ..... D14/156  
D458,918 S \* 6/2002 Suzuki ..... D14/217  
D500,299 S 12/2004 Obata  
D505,937 S \* 6/2005 Komiyama ..... D14/156  
D511,759 S \* 11/2005 Allen ..... D14/136  
D521,015 S \* 5/2006 Hayes et al. .... D14/454

FIG. 2 is a front elevational view thereof;

FIG. 3 is a left side elevational view thereof;

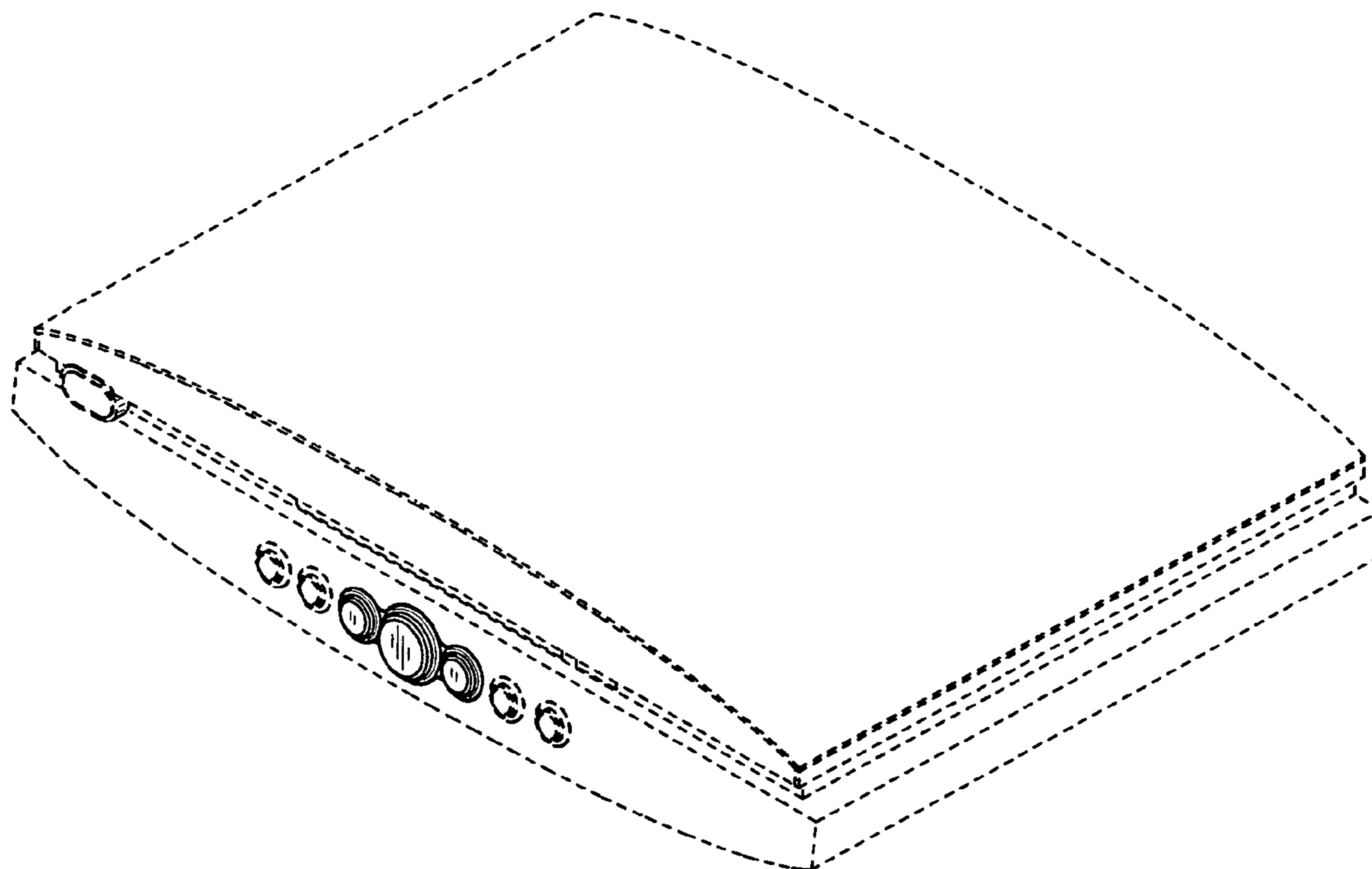
FIG. 4 is a right side elevational view thereof;

FIG. 5 is a top plan view thereof; and,

FIG. 6 is a bottom plan view thereof.

Portions of the figures that are shown as broken lines are for illustrative purpose only and form no part of the claimed design.

**1 Claim, 6 Drawing Sheets**



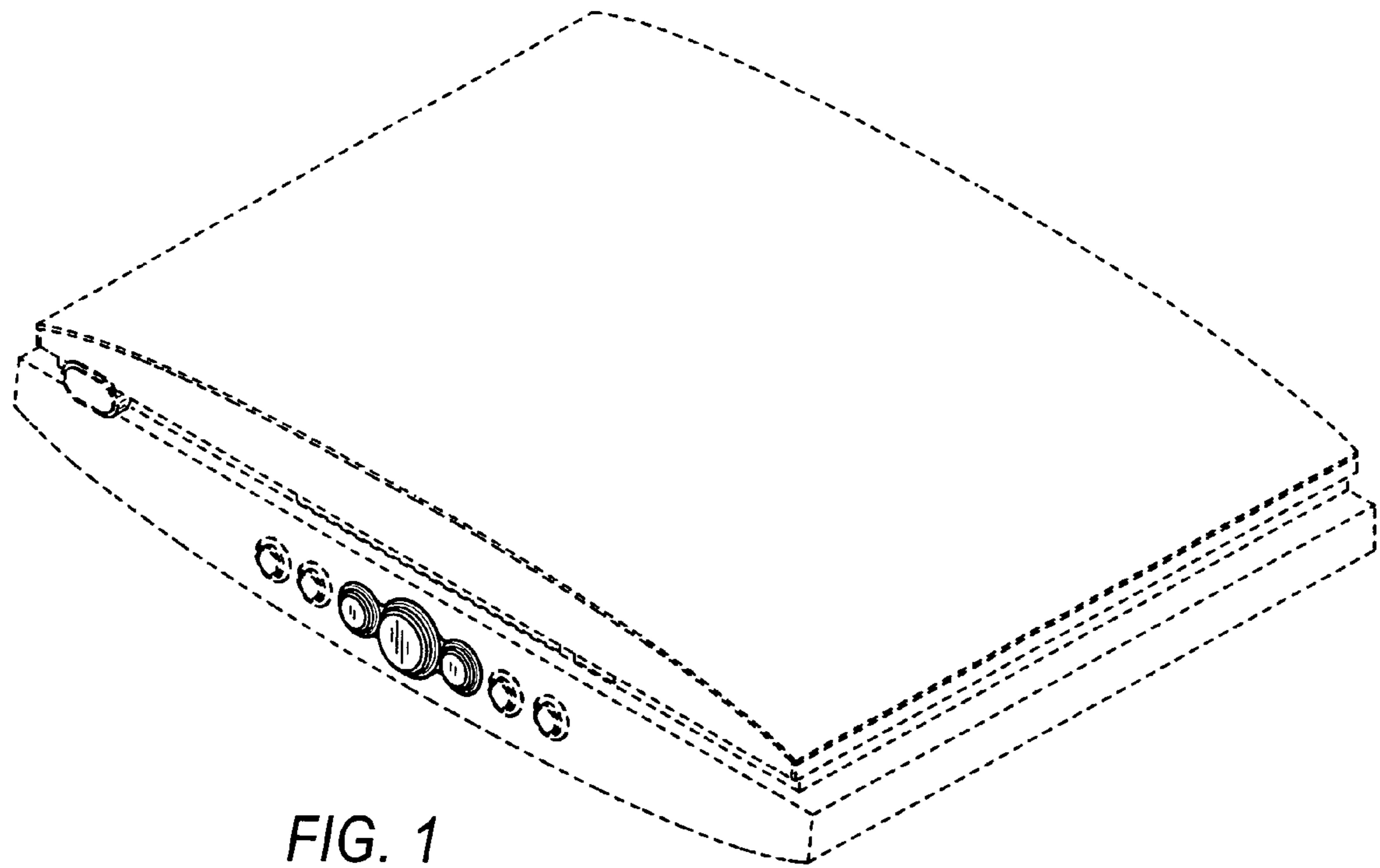


FIG. 1

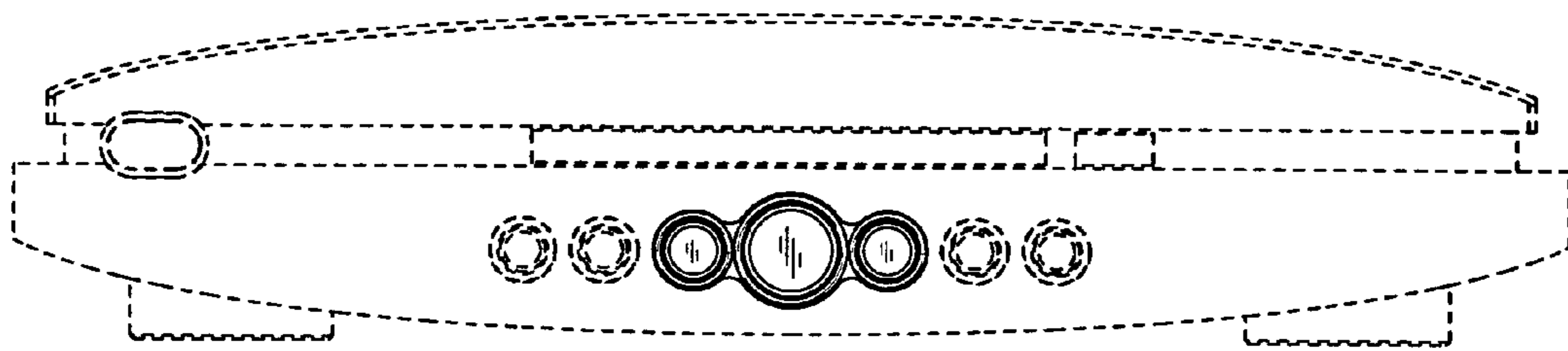



FIG. 2



*FIG. 3*




FIG. 4




FIG. 5

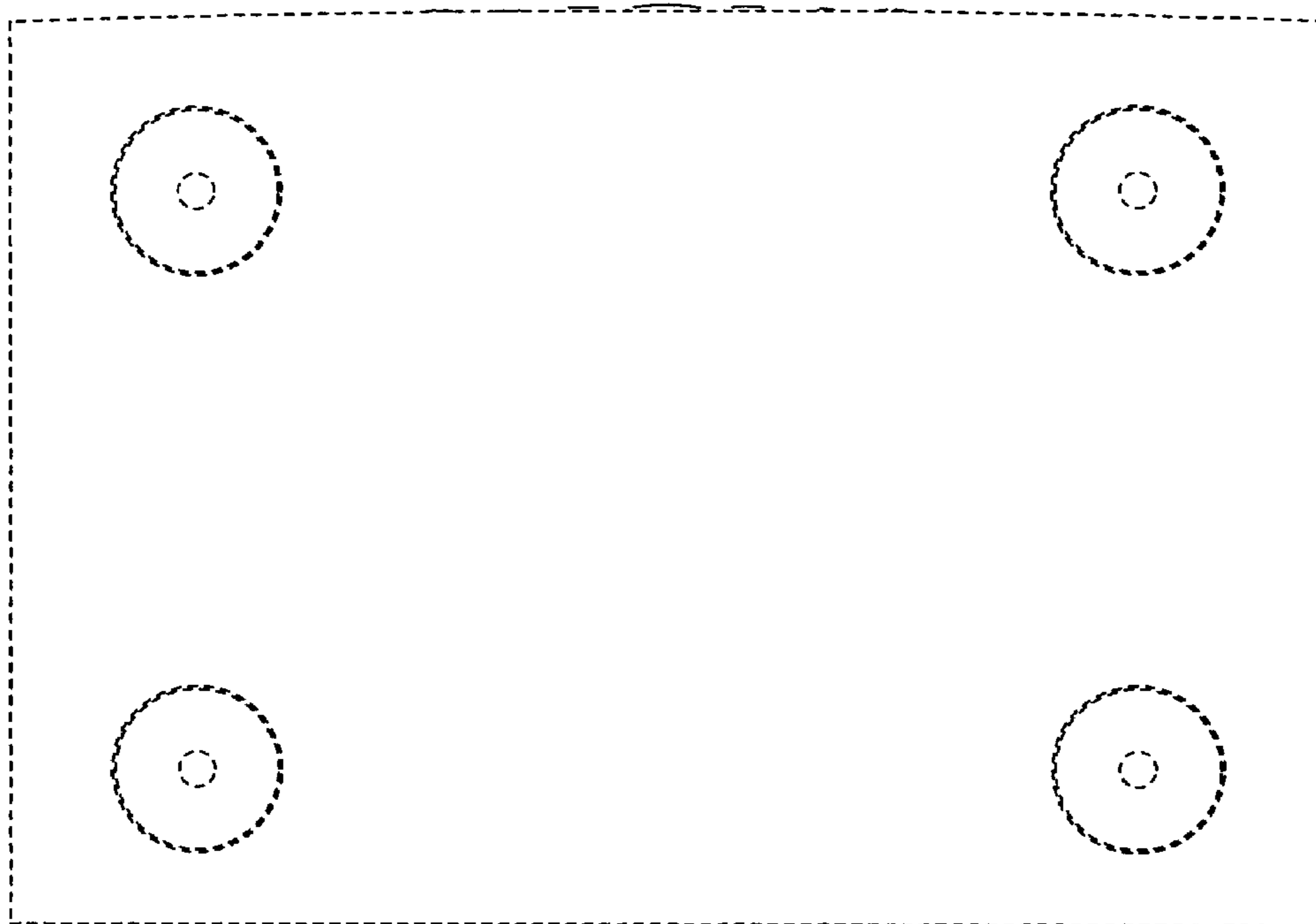


FIG. 6