



US00D544855S

(12) **United States Design Patent**  
**Hibino**

(10) **Patent No.:** **US D544,855 S**  
(45) **Date of Patent:** **\*\* Jun. 19, 2007**

(54) **SPEAKER BOX**

(75) Inventor: **Takuro Hibino**, Tokyo (JP)  
(73) Assignee: **Sony Corporation**, Tokyo (JP)  
(\*\*) Term: **14 Years**

(21) Appl. No.: **29/252,201**  
(22) Filed: **Jan. 20, 2006**

(51) **LOC (8) Cl.** ..... **14-01**  
(52) **U.S. Cl.** ..... **D14/215**; D14/214  
(58) **Field of Classification Search** ..... D14/204,  
D14/209-216; 181/143-144, 147-148, 150,  
181/157, 198-199, 151, 153; 381/300-302,  
381/306, 333, 345, 361-364, 386-388, 332,  
381/336

See application file for complete search history.

(56) **References Cited**

**U.S. PATENT DOCUMENTS**

D379,629 S	*	6/1997	Watson et al.	.....	D14/215
D422,593 S	*	4/2000	Ito et al.	.....	D14/214
D437,307 S		2/2001	Tejima		
D470,474 S	*	2/2003	Kobayashi	.....	D14/215
D484,115 S	*	12/2003	Nishii et al.	.....	D14/215

**OTHER PUBLICATIONS**

Web page "Sony CMT-HPX9 Micro Audio System Micro Systems" [http://ostg.pricegrabber.com/rating\\_getprodrev.php/product\\_id-2896847/id\\_type-M](http://ostg.pricegrabber.com/rating_getprodrev.php/product_id-2896847/id_type-M), 2 sheets, PriceGrabber (Nov. 2005).

\* cited by examiner

*Primary Examiner*—Nanda Bondade  
(74) *Attorney, Agent, or Firm*—Rader, Fishman & Grauer, PLLC

(57) **CLAIM**

The ornamental design for a speaker box, as shown.

**DESCRIPTION**

FIG. 1 is a perspective view of a speaker box showing my new design;  
FIG. 2 is a front elevational view thereof;  
FIG. 3 is a rear elevational view thereof;  
FIG. 4 is a left side elevational view thereof;  
FIG. 5 is a right side elevational view thereof;  
FIG. 6 is a top plan view thereof; and,  
FIG. 7 is a bottom plan view thereof.

The broken line showing on the drawing disclosure is for illustrating purposes only and forms no part of the claimed design.

**1 Claim, 7 Drawing Sheets**




Fig. 1




Fig.2

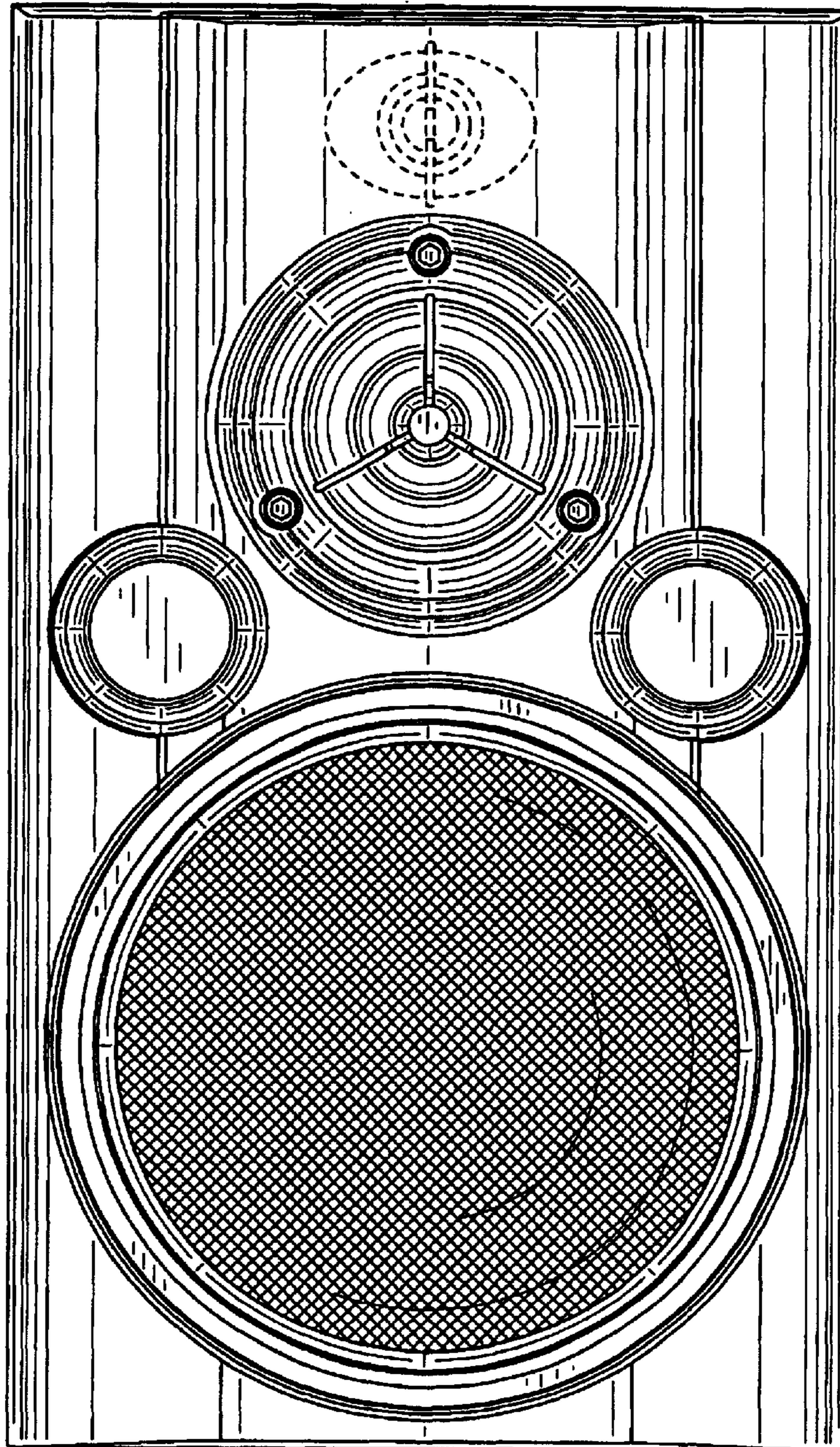


Fig.3

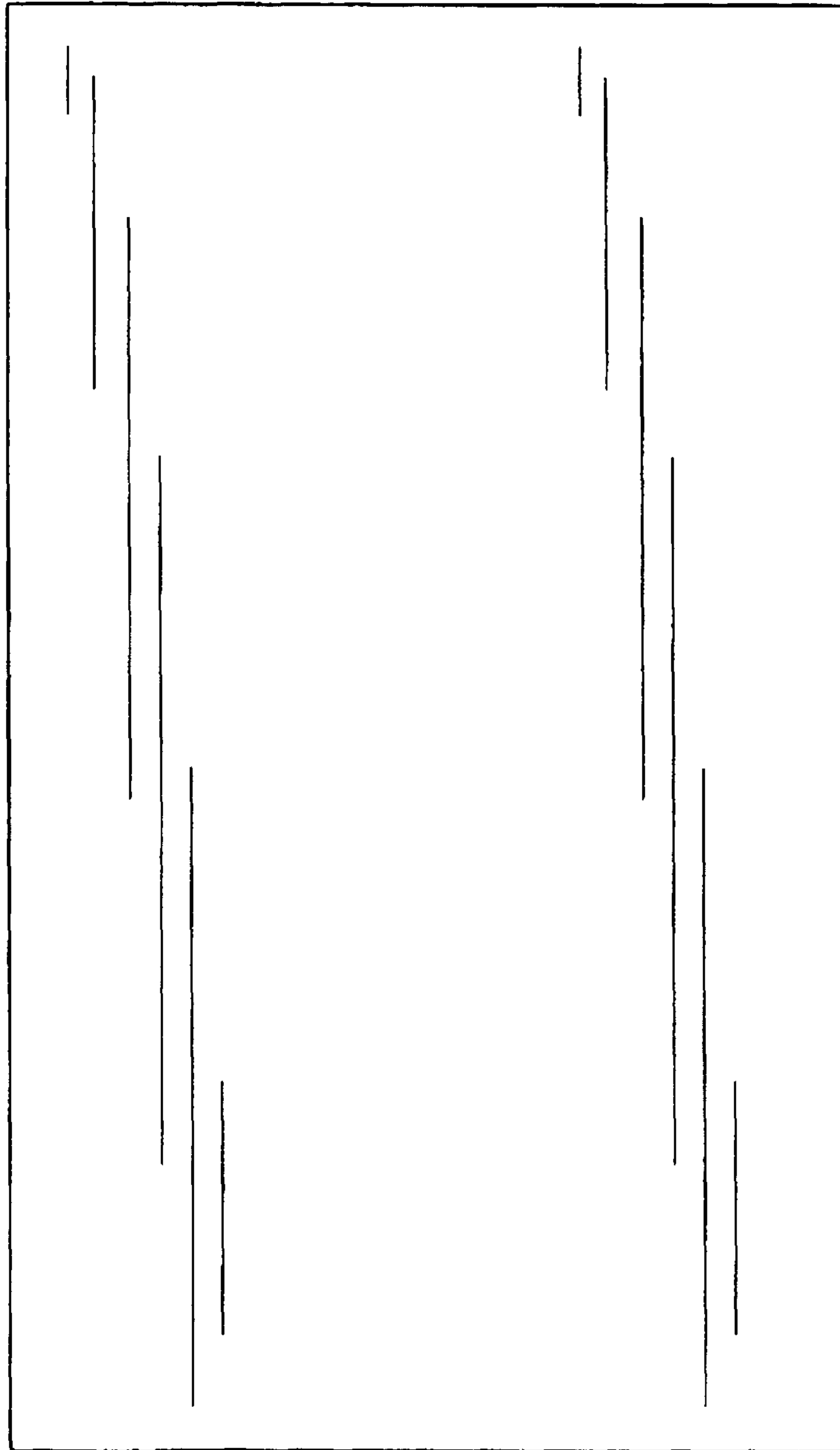


Fig.4

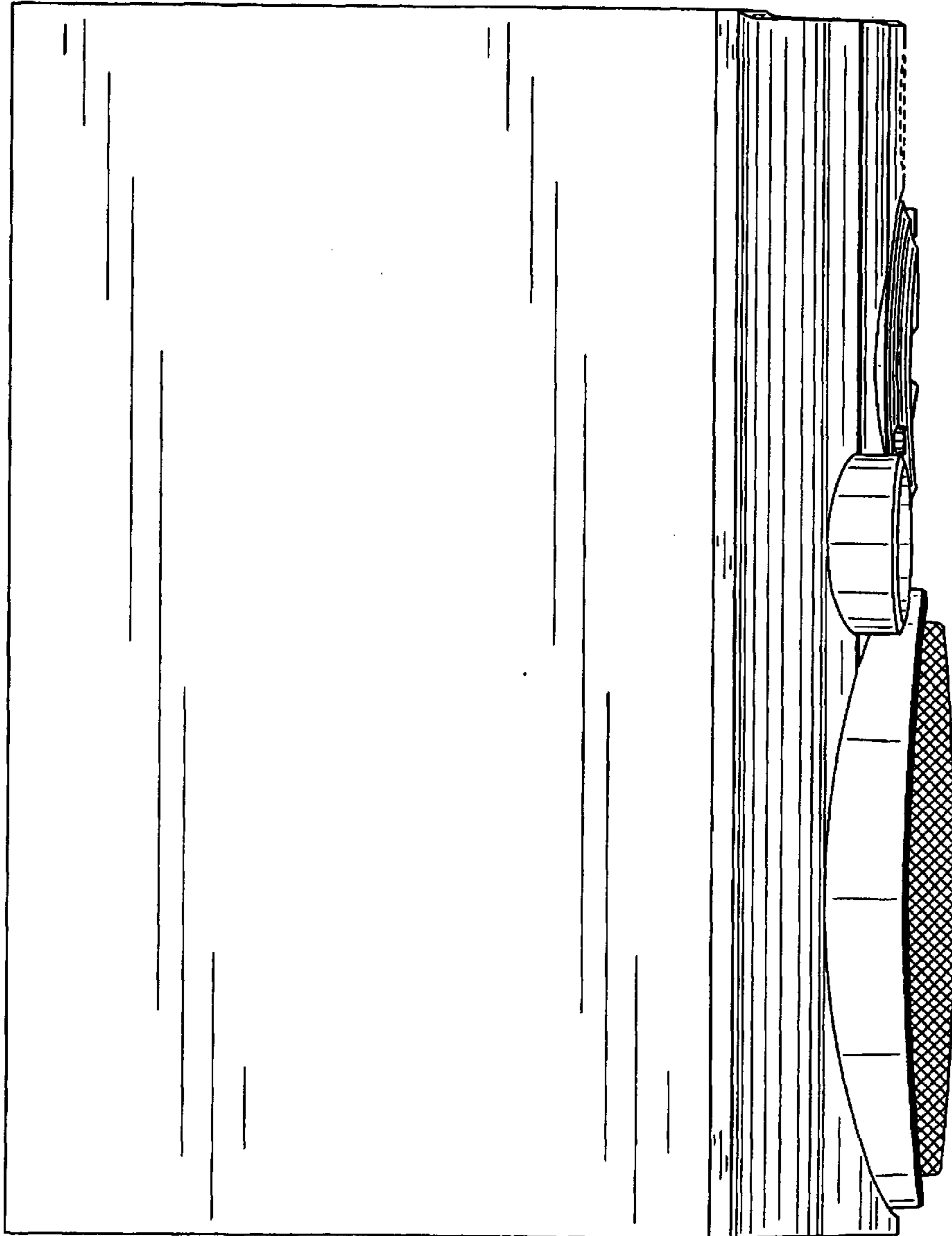


Fig.5

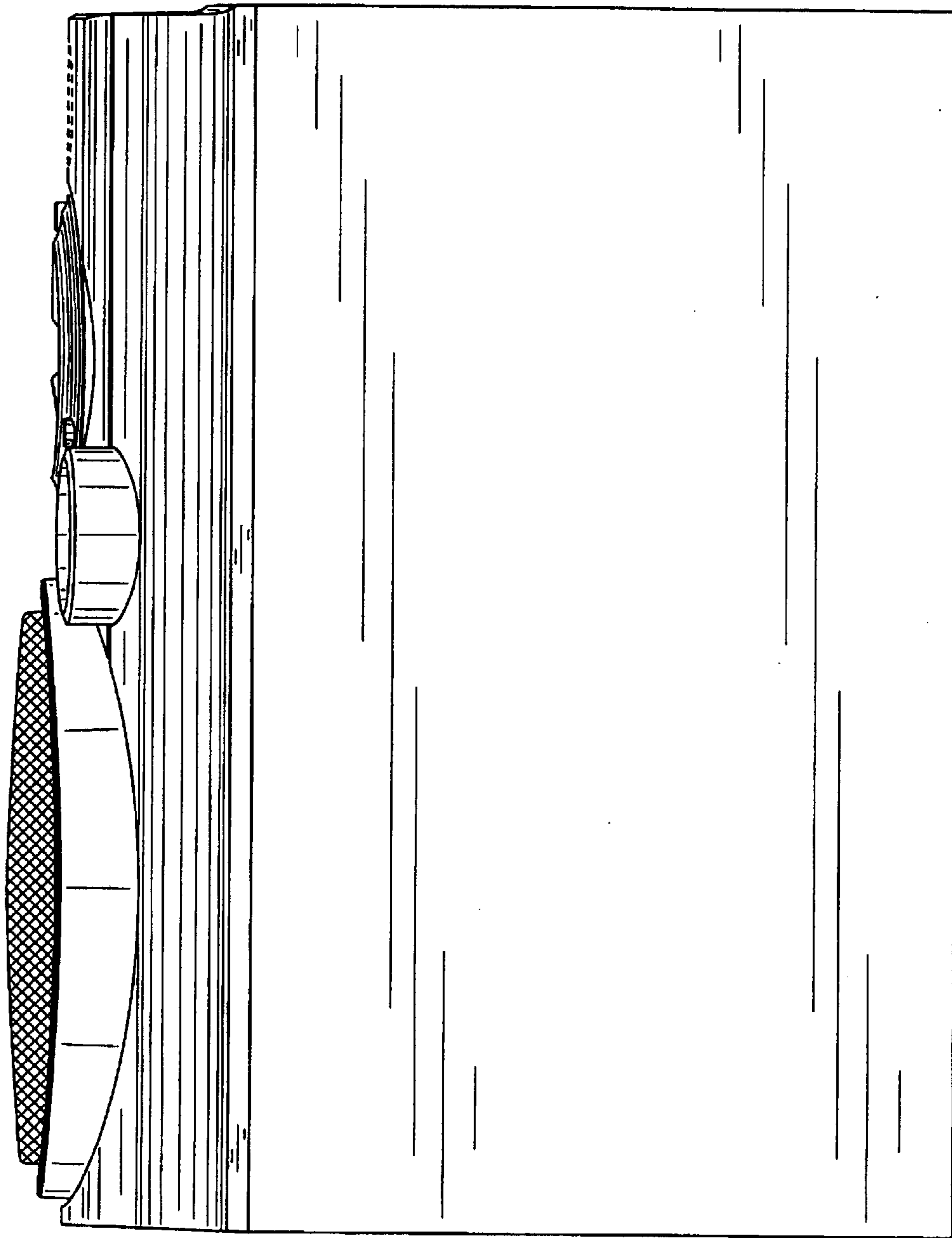


Fig.6




Fig.7

