

US00D544853S

(12) **United States Design Patent**  
**Harris**

(10) **Patent No.:** **US D544,853 S**

(45) **Date of Patent:** **\*\* Jun. 19, 2007**

(54) **RADIO AND COMPACT DISC PLAYER**

D480,372 S \* 10/2003 Chen et al. .... D14/136  
D488,798 S \* 4/2004 Ishii et al. .... D14/168  
D500,298 S \* 12/2004 Yang ..... D14/156

(75) Inventor: **Kenneth David Harris**, Hollis, NH  
(US)

\* cited by examiner

(73) Assignee: **Brookstone Purchasing, Inc.**,  
Merrimack, NH (US)

*Primary Examiner*—Nanda Bondade  
(74) *Attorney, Agent, or Firm*—Nixon Peabody, LLP

(\*\*) Term: **14 Years**

(57) **CLAIM**

(21) Appl. No.: **29/224,765**

The ornamental design for a radio and compact disc player,  
as shown and described.

(22) Filed: **Mar. 7, 2005**

(51) **LOC (8) Cl.** ..... **14-01**

(52) **U.S. Cl.** ..... **D14/156; D14/168**

(58) **Field of Classification Search** ..... D14/135–136,  
D14/156–157, 160–165, 167–168, 192–198,  
D14/188, 217, 257, 258, 445; 360/99.02,  
360/99.07; 369/75.11, 75.21, 77.21, 77.11;  
720/612, 719, 647, 655; 455/344, 347–351  
See application file for complete search history.

**DESCRIPTION**

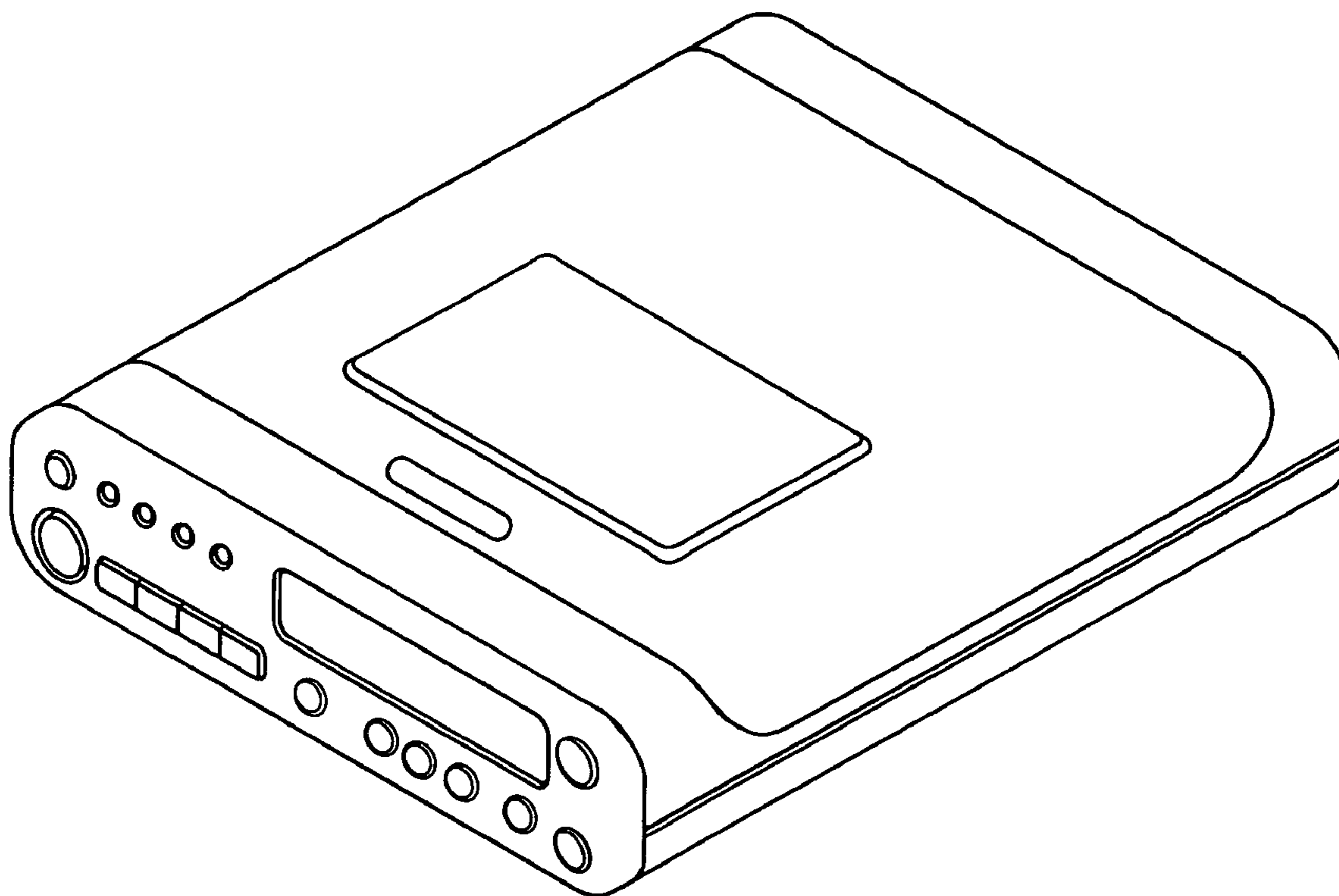
FIG. 1 is a front perspective view of a radio and compact disc player showing my new design;  
FIG. 2 is a front elevational view thereof;  
FIG. 3 is a rear elevational view thereof;  
FIG. 4 is a top plan view thereof;  
FIG. 5 is a bottom plan view thereof;  
FIG. 6 is a left side elevational view thereof; and,  
FIG. 7 is a right side elevational view thereof.

(56) **References Cited**

**U.S. PATENT DOCUMENTS**

D322,068 S \* 12/1991 Yamakawa ..... D14/168

**1 Claim, 7 Drawing Sheets**



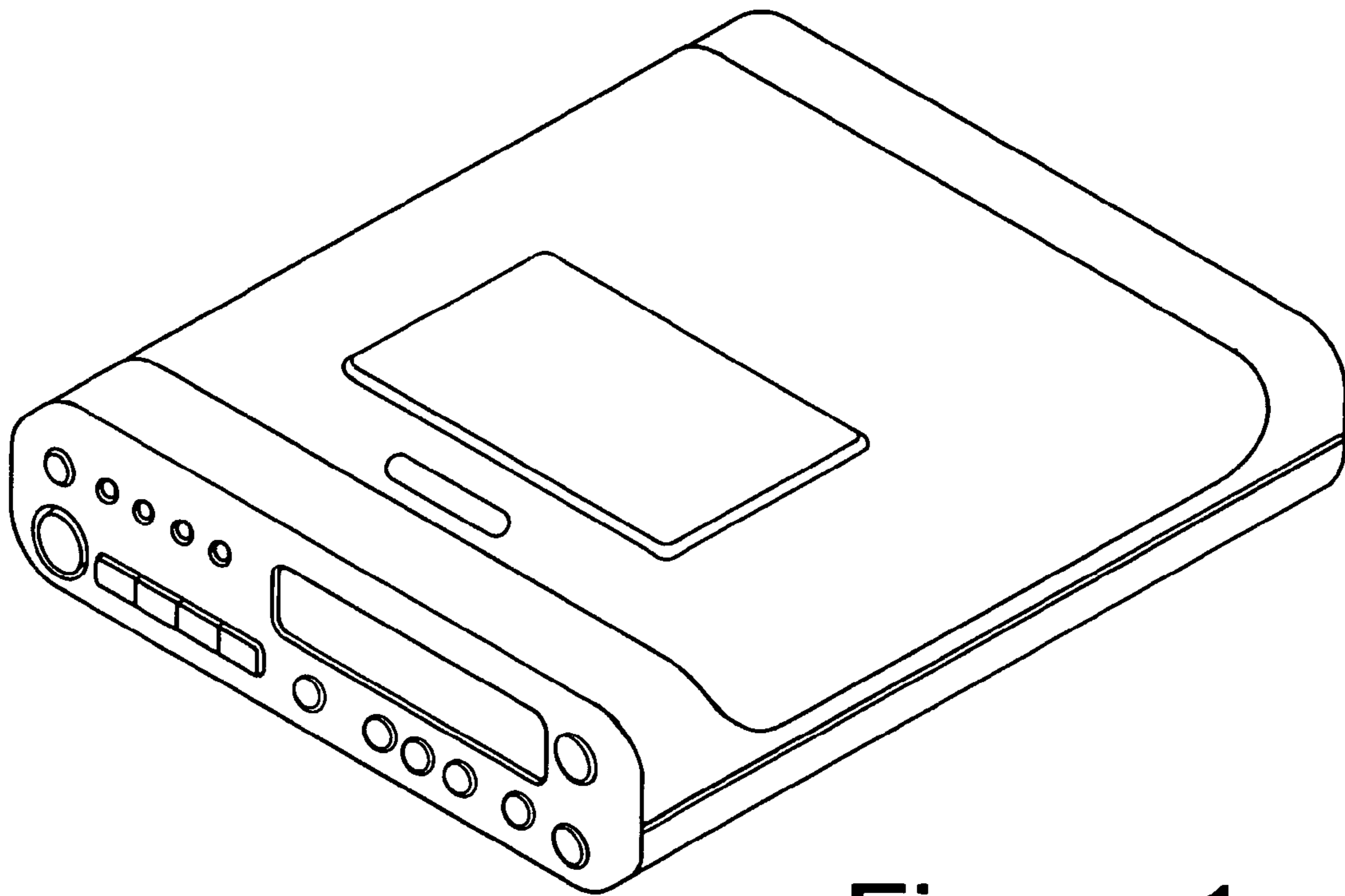




Figure 1



**Figure 2**



**Figure 3**

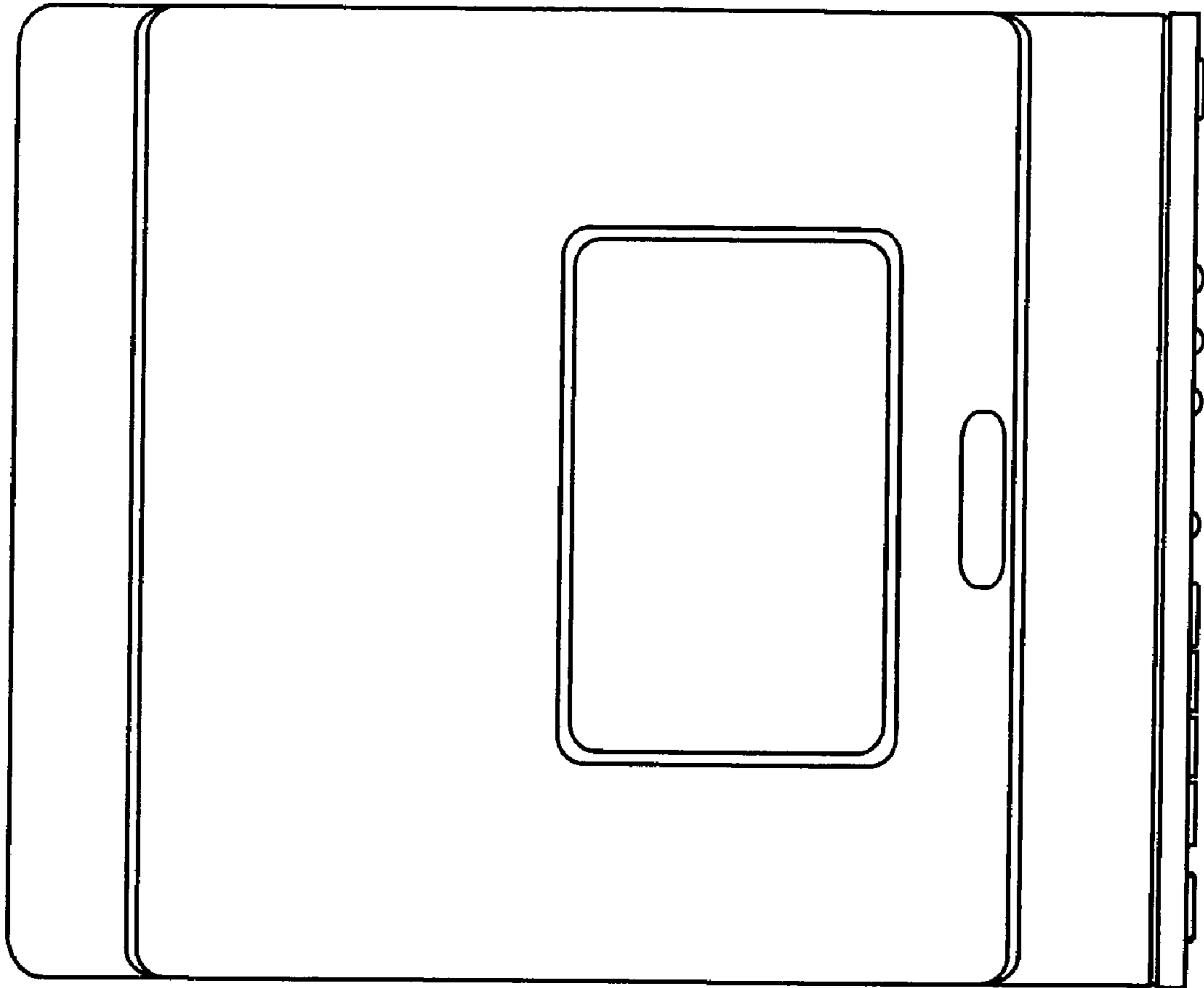
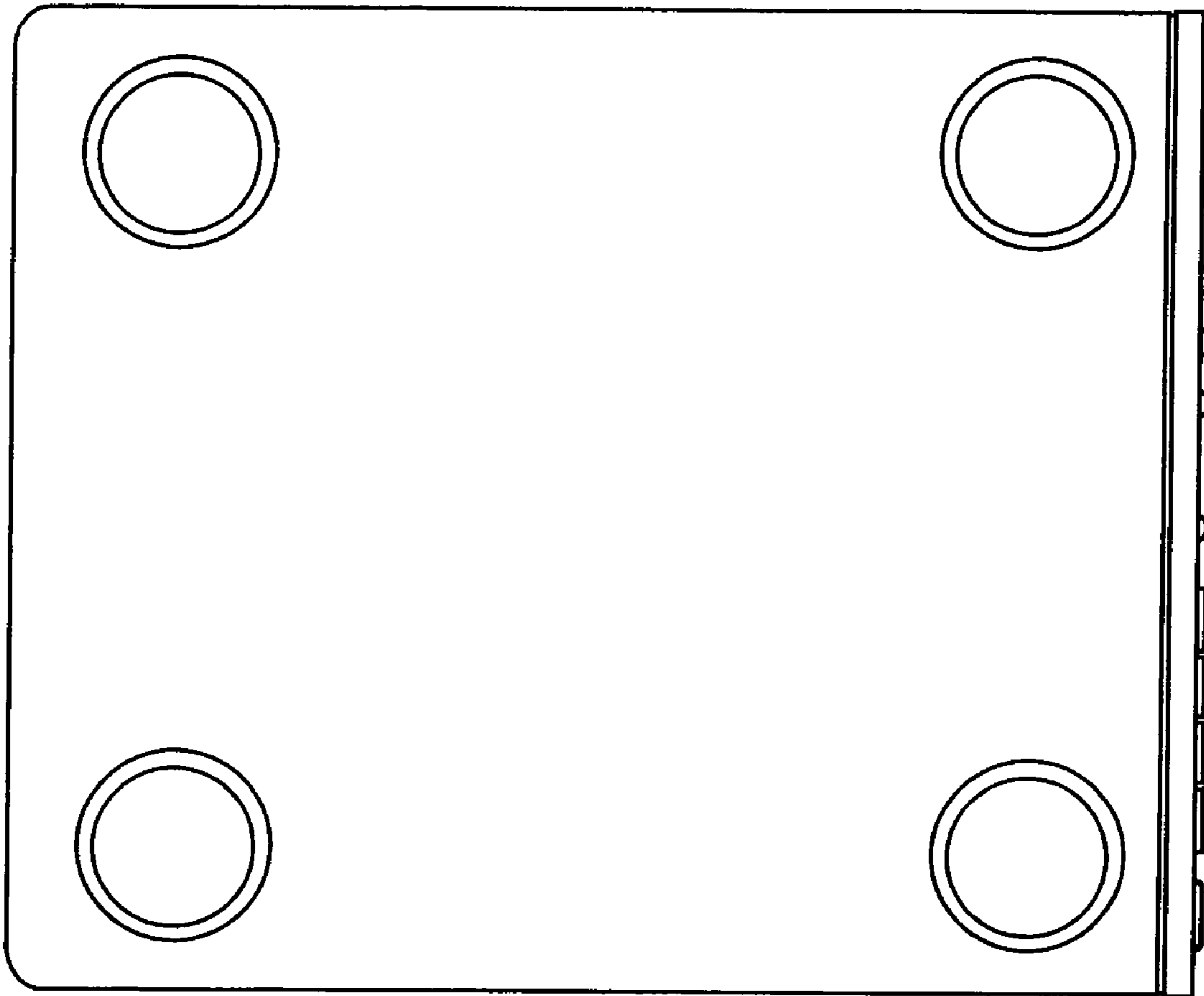


Figure 4



**Figure 5**

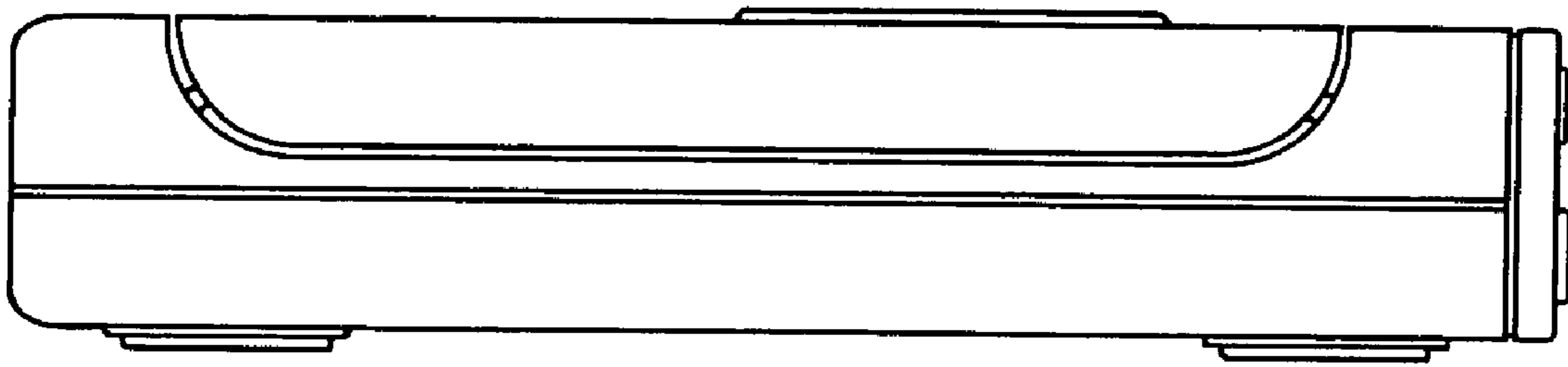


Figure 6




Figure 7