



US00D544832S

(12) **United States Design Patent** (10) **Patent No.:** **US D544,832 S**
Hagman et al. (45) **Date of Patent:** **** Jun. 19, 2007**

(54) **PORTION OF A BATTERY**

2003/0108786 A1 * 6/2003 Aaltonen et al. 429/61
2005/0074667 A1 * 4/2005 Yang 429/181

(75) Inventors: **Emma Hagman**, Turku (FI); **Mika Kanninen**, Piikkiö (FI)

FOREIGN PATENT DOCUMENTS

(73) Assignee: **Nokia Corporation**, Espoo (FI)

FI	20121	12/1998
FI	20125	12/1998
FI	21733	3/2001
FI	22125	8/2001
FI	23042	1/2003
WO	DM/063870	7/2003
WO	DM/063913	8/2003

(**) Term: **14 Years**

(21) Appl. No.: **29/204,226**

(22) Filed: **Apr. 27, 2004**

(30) **Foreign Application Priority Data**

Oct. 27, 2003 (FI) M20030253

* cited by examiner

Primary Examiner—Alan P. Douglas

Assistant Examiner—Rosemary K. Tarcza

(51) **LOC (8) Cl.** **13-02**

(74) *Attorney, Agent, or Firm*—Banner & Witcoff, Ltd.

(52) **U.S. Cl.** **D13/103**

(57) **CLAIM**

(58) **Field of Classification Search** D13/102–106,
D13/110, 118–119, 184; 429/96–100, 163,
429/176

The ornamental design for a portion of a battery, as shown and described.

See application file for complete search history.

DESCRIPTION

(56) **References Cited**

FIG. 1 is a front view of a portion of a battery showing our new design;

U.S. PATENT DOCUMENTS

FIG. 2 is a rear view thereof;

D303,524 S	*	9/1989	Siegner et al.	D14/438
D367,042 S	*	2/1996	Morrow et al.	D13/184
D387,727 S	*	12/1997	Settsu et al.	D13/103
D406,098 S	*	2/1999	Walter et al.	D13/103
D423,449 S	*	4/2000	Naskali	D13/103
D439,877 S	*	4/2001	Vacheron et al.	D13/103
D444,448 S	*	7/2001	Robinson et al.	D13/103
D447,730 S		9/2001	Johansson		
6,524,732 B1	*	2/2003	Iwaizono et al.	429/7
D492,267 S	*	6/2004	Kawajiri et al.	D13/184
D504,109 S	*	4/2005	Hagman et al.	D13/103
D515,026 S	*	2/2006	Schlieffers et al.	D13/103

FIG. 3 is a right side view thereof;

FIG. 4 is a left side view thereof;

FIG. 5 is a top view thereof;

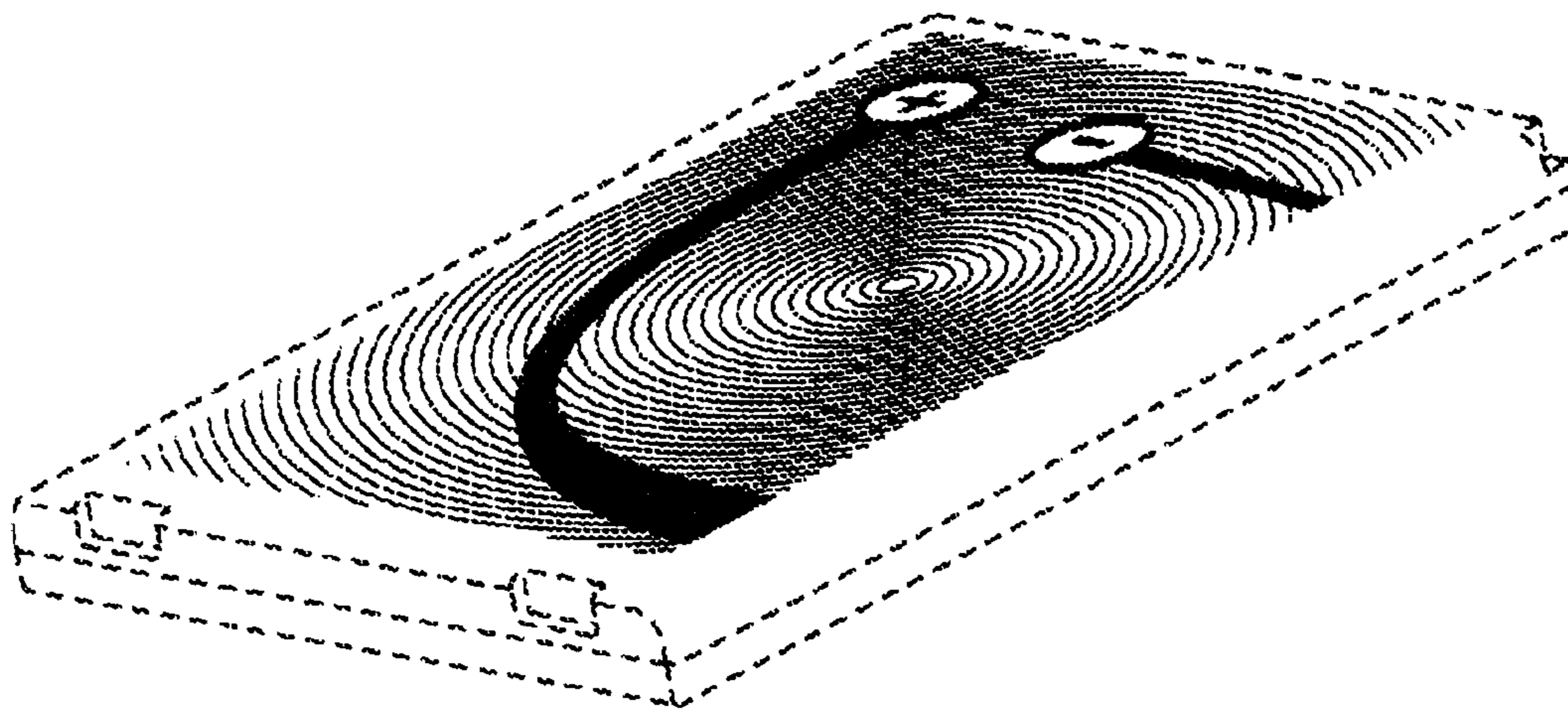
FIG. 6 is a bottom view thereof;

FIG. 7 is a perspective top view thereof; and,

FIG. 8 is a perspective bottom view thereof.

The even broken line showing the reminder of the battery in the FIGS. 1–8 is for illustration purposes only and forms no part of the claimed design.

1 Claim, 2 Drawing Sheets






FIG. 1




FIG. 2

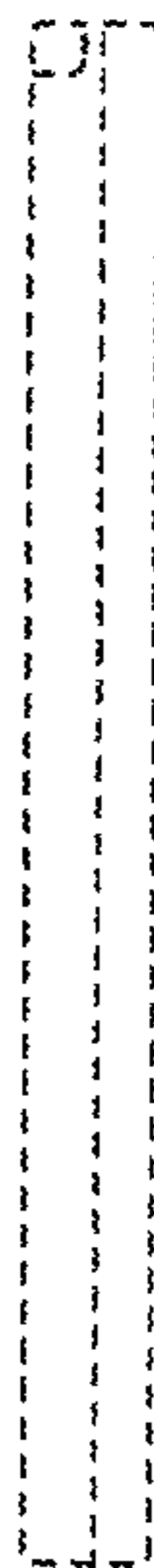


FIG. 3



FIG. 4

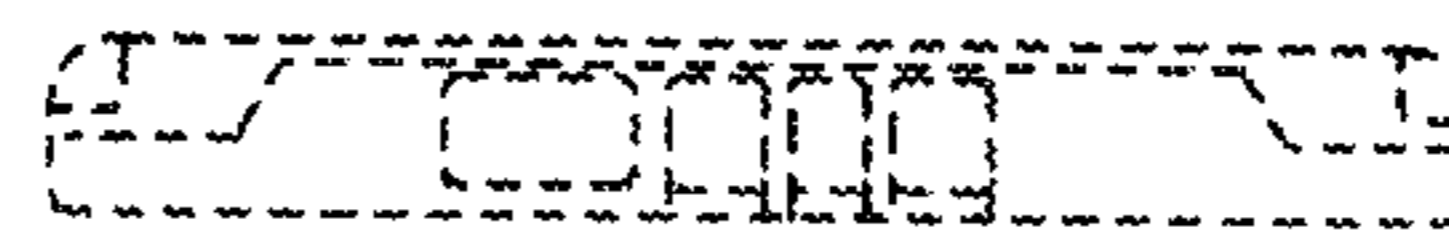


FIG. 5



FIG. 6

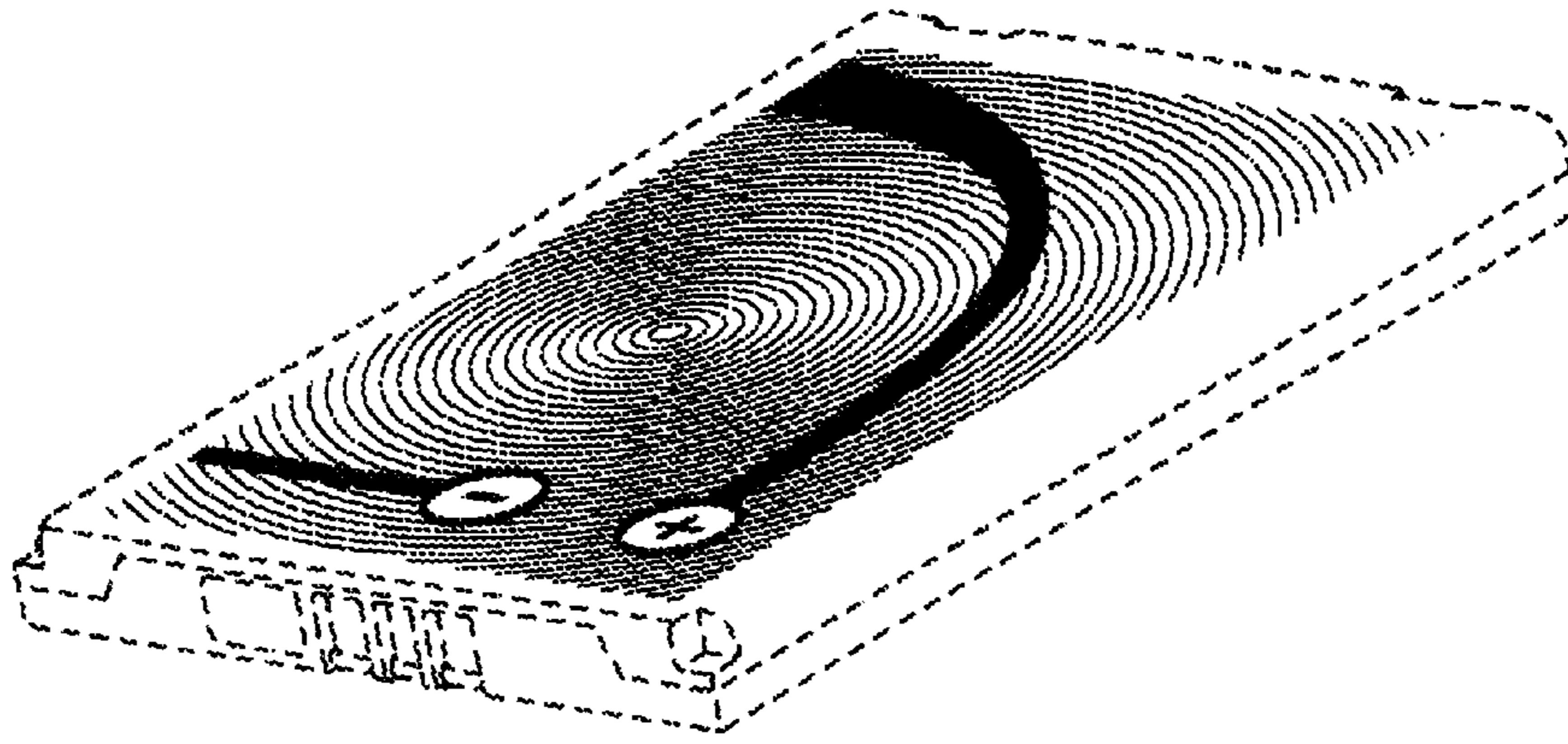


FIG. 7

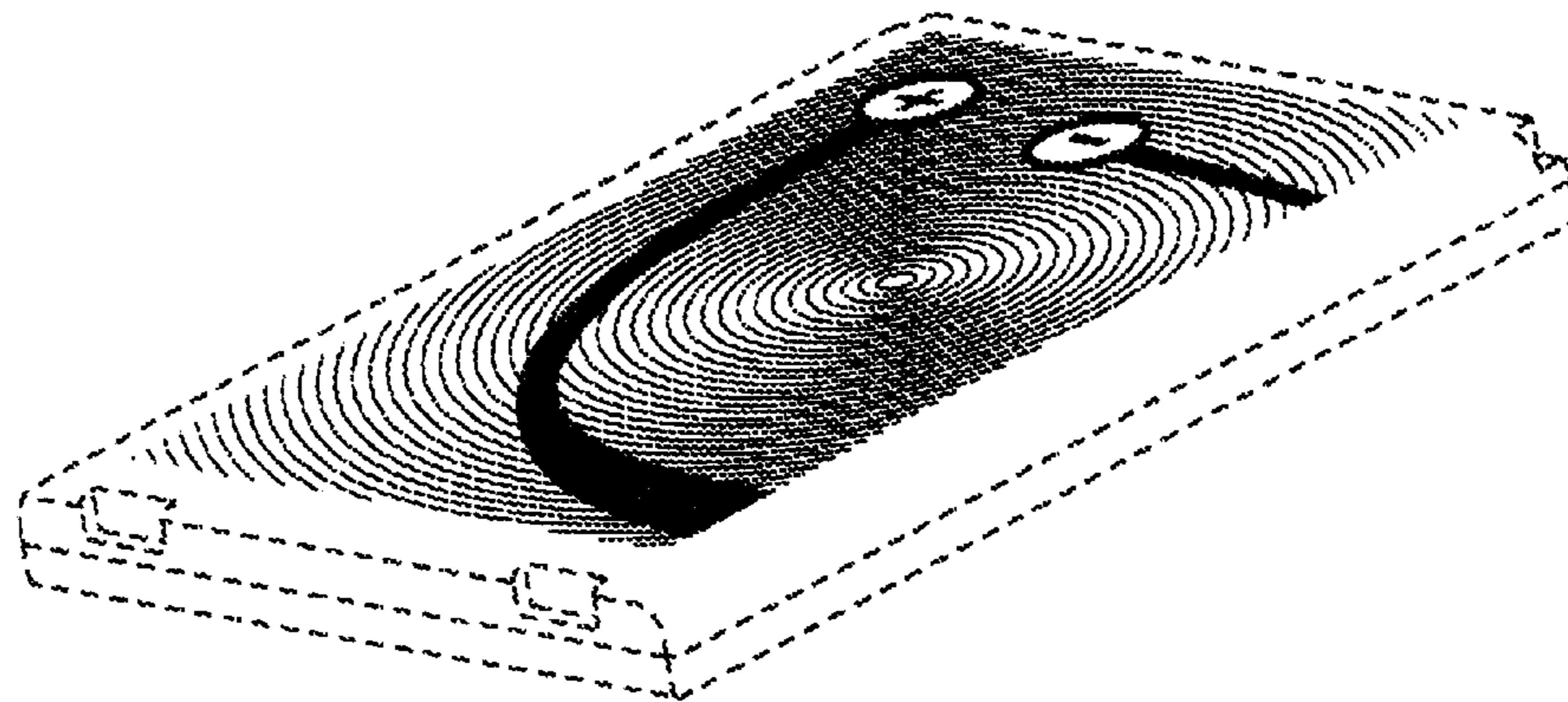


FIG. 8