

US00D544831S

(12) **United States Design Patent**
Kikkawa et al.

(10) **Patent No.:** **US D544,831 S**

(45) **Date of Patent:** **** Jun. 19, 2007**

(54) **TIRE FOR AUTOMOBILE**

D503,146 S * 3/2005 Maxwell et al. D12/605
2005/0081975 A1* 4/2005 Sano 152/523

(75) Inventors: **Akio Kikkawa**, Kobe (JP); **Nariya Okubo**, Kobe (JP)

FOREIGN PATENT DOCUMENTS

(73) Assignee: **Sumitomo Rubber Industries, Ltd.**,
Kobe-shi (JP)

JP 1072007 S 5/2000
JP 1154488 S 9/2002
JP 1169318 S 3/2003

(**) Term: **14 Years**

* cited by examiner

(21) Appl. No.: **29/232,401**

Primary Examiner—Robert M. Spear

(22) Filed: **Jun. 20, 2005**

(74) *Attorney, Agent, or Firm*—Birch, Stewart, Kolasch & Birch, LLP

(30) **Foreign Application Priority Data**

(57) **CLAIM**

Dec. 21, 2004 (JP) 2004-039141

The ornamental design for a tire for automobile, as shown.

(51) **LOC (8) Cl.** **12-15**

DESCRIPTION

(52) **U.S. Cl.** **D12/605**

(58) **Field of Classification Search** D12/501,
D12/605; 152/523, 524

FIG. 1 is a right side view of a tire for automobile showing our new design; and,

See application file for complete search history.

FIG. 2 is an enlarged fragmentary view of the portion of FIG. 1 bounded by lines A A and B-B in FIG. 1.

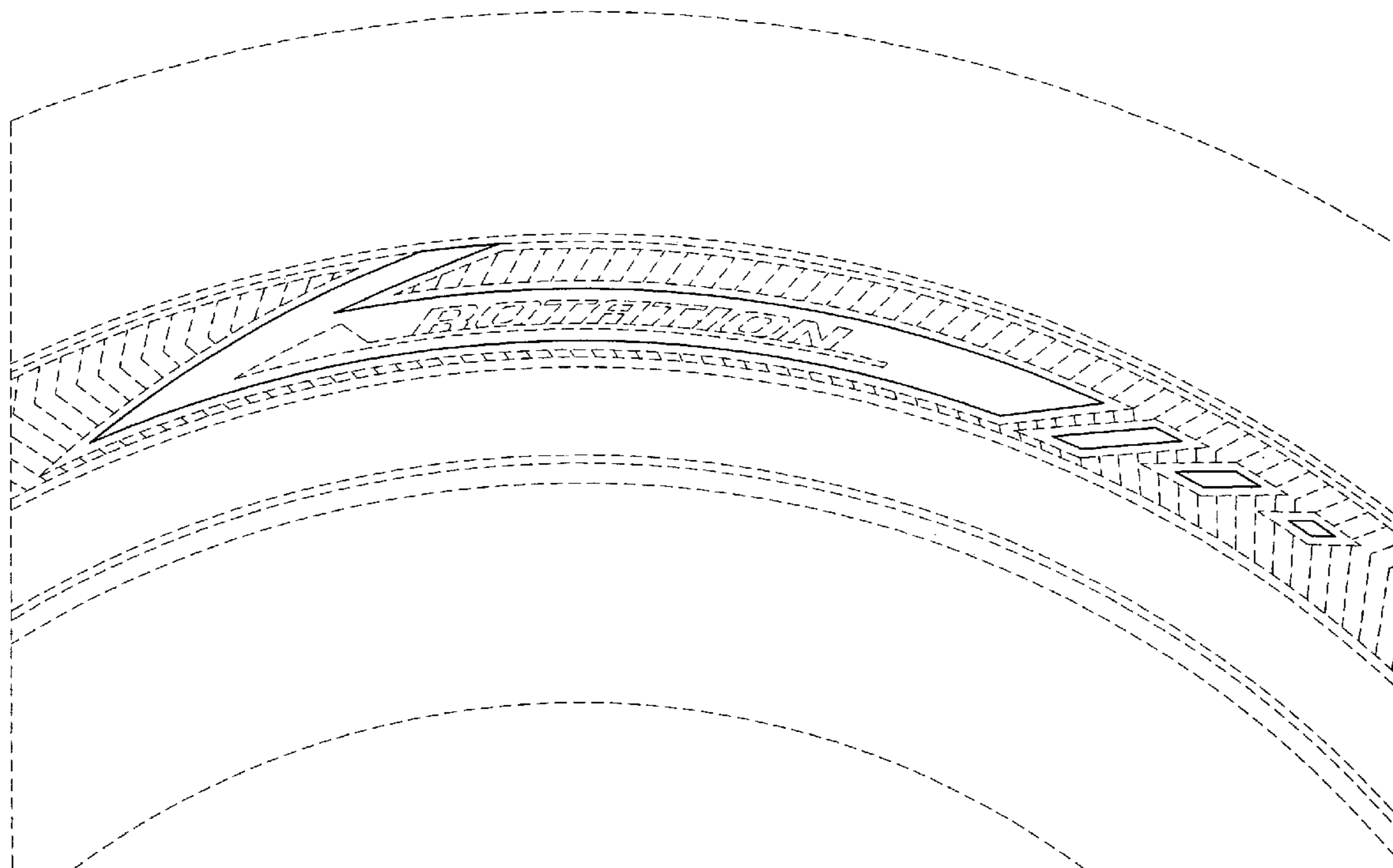
(56) **References Cited**

The broken line showing of portions of the tire for automobile is included for the purpose of illustrating the environment of the claim and forms no part of the claimed design.

U.S. PATENT DOCUMENTS

D385,834 S 11/1997 Ratliff, Jr.
D452,203 S 12/2001 Kajikawa
D480,047 S 9/2003 Kajikawa

1 Claim, 2 Drawing Sheets



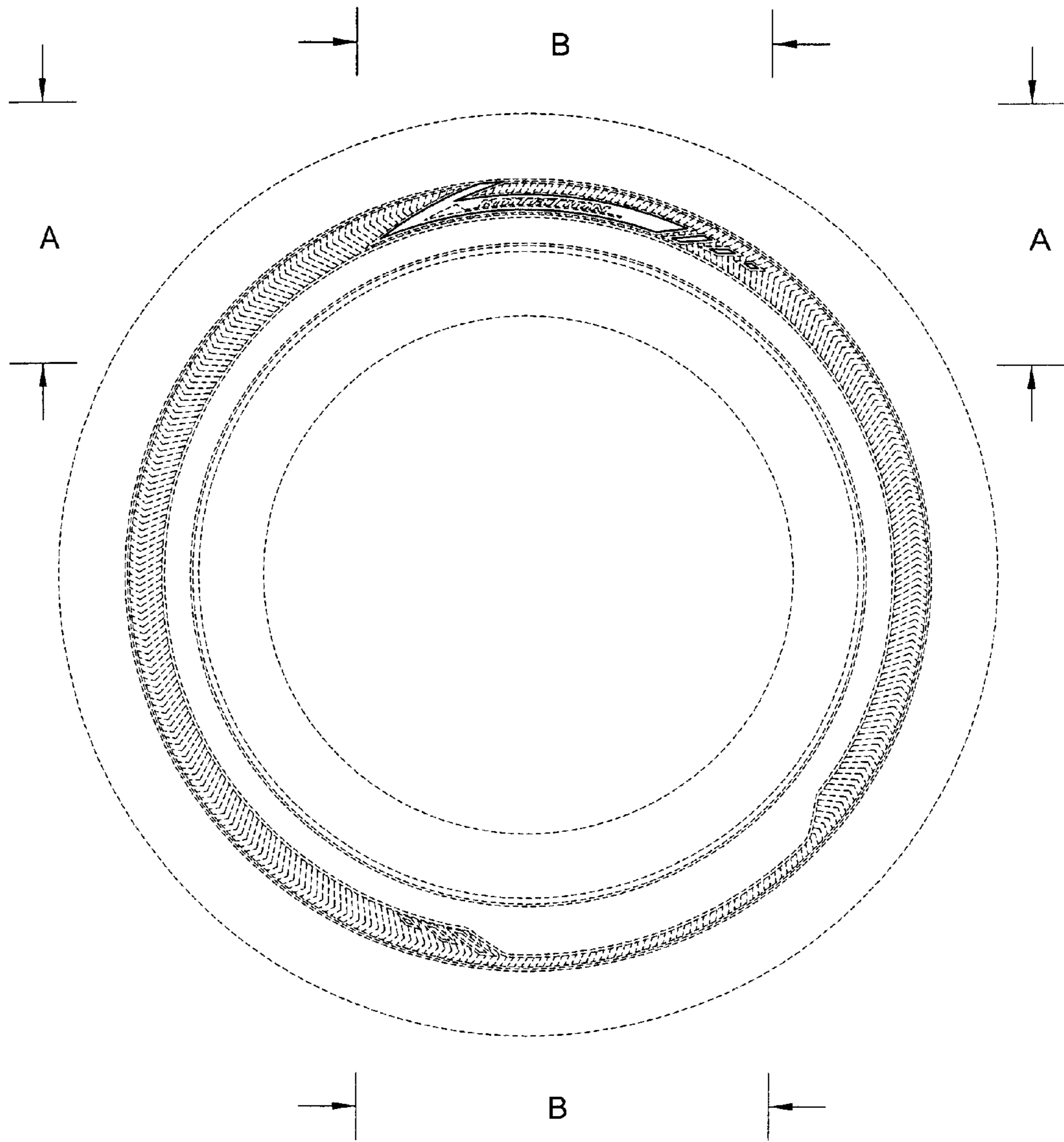


FIG.1

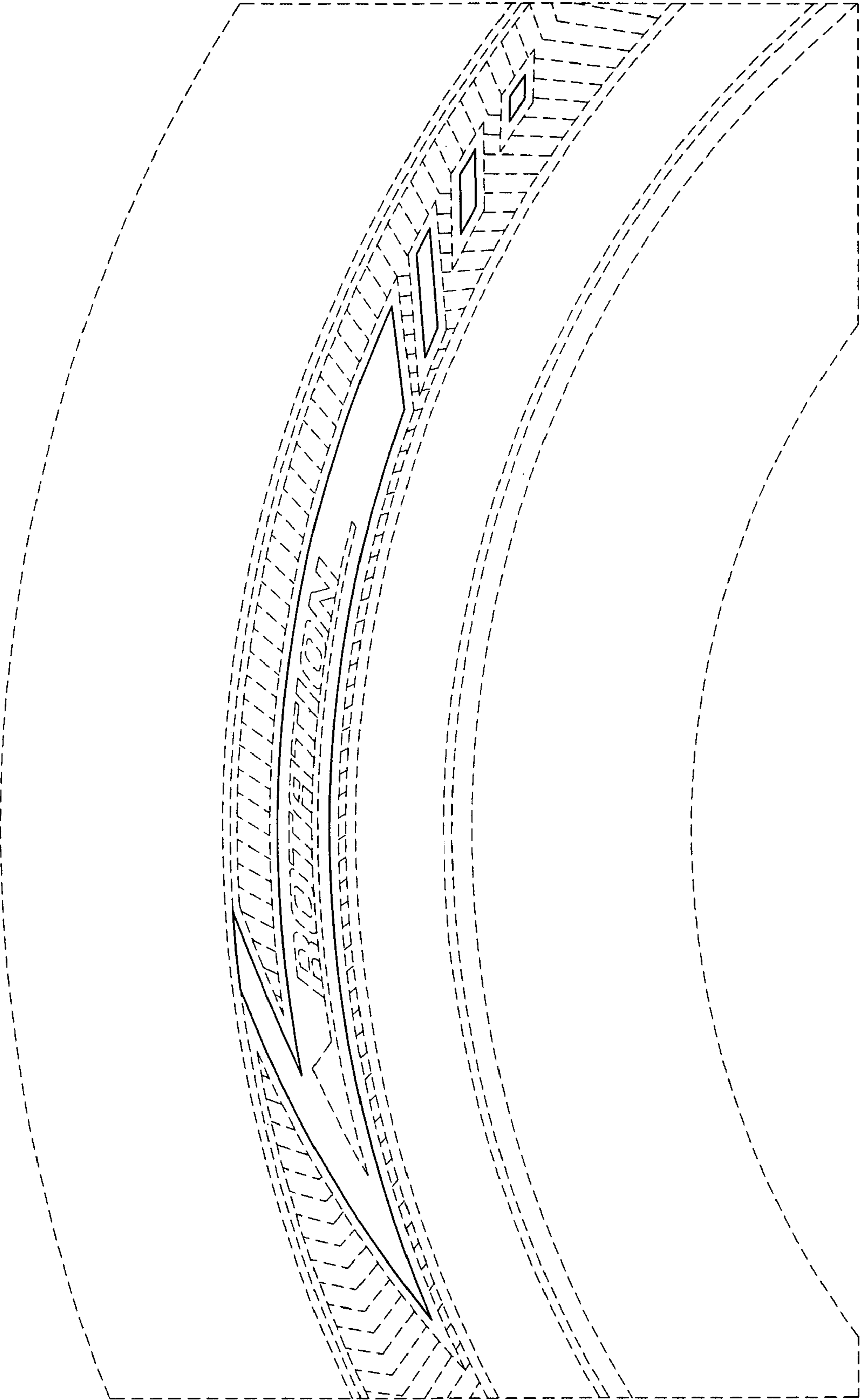


FIG.2