

US00D544824S

(12) **United States Design Patent**  
**Eckert**

(10) **Patent No.:** **US D544,824 S**

(45) **Date of Patent:** **\*\* Jun. 19, 2007**

(54) **SIT-ON-TOP, MULTI-PURPOSE KAYAK,  
PROVIDING A REMOVABLE BACK REST,  
AN UPPER REINFORCING RIDGE, AND A  
CONTINUOUS, GROOVED BOTTOM FOR  
STABILITY AND STEERING CONTROL**

(76) Inventor: **Thomas Eckert**, 7159 Taggart Pl.,  
Rancho Cucamonga, CA (US) 91730

(\*\*) Term: **14 Years**

(21) Appl. No.: **29/259,635**

(22) Filed: **May 11, 2006**

(51) **LOC (8) Cl.** ..... **12-06**

(52) **U.S. Cl.** ..... **D12/302**

(58) **Field of Classification Search** ..... D12/300,  
D12/302, 303, 316, 317; 114/61.25, 343,  
114/345, 347, 348, 350, 353, 354, 363, 357;  
D21/542, 801

See application file for complete search history.

(56) **References Cited**

**U.S. PATENT DOCUMENTS**

4,660,490	A	4/1987	Broadhurst	114/56
D308,662	S *	6/1990	Darby	D12/302
5,042,416	A	8/1991	Arcouette	114/347
5,061,215	A	10/1991	Walls	441/45
D352,266	S *	11/1994	Niemier	D12/302
D352,689	S *	11/1994	Niemier	D12/302
5,377,607	A	1/1995	Ross	114/39.2
5,397,525	A	3/1995	Niemier	264/154
5,425,325	A	6/1995	Washio	114/290
D364,139	S *	11/1995	Niemier	D12/302
5,493,982	A	2/1996	Carpenter	114/347
D390,527	S *	2/1998	Niemier	D12/302
D391,916	S *	3/1998	Masters	D12/302
D400,843	S	11/1998	Niemier	D12/302

5,964,177	A	10/1999	Niemier	114/347
6,035,801	A	3/2000	Addison	114/347
6,112,692	A	9/2000	Lekhtmann	114/347
6,178,912	B1 *	1/2001	Niemier	114/347
6,210,242	B1	4/2001	Howard et al.	440/21
6,745,716	B2	6/2004	Belyeu	114/347
6,755,145	B2	6/2004	Bolebruch	114/347
6,874,442	B1	4/2005	McDonough	114/347
2002/0109251	A1	8/2002	Sellepack	264/40.3
2002/0166493	A1	11/2002	Sorensen	114/348

\* cited by examiner

*Primary Examiner*—Holly H. Baynham

*Assistant Examiner*—Cynthia M. Chin

(74) *Attorney, Agent, or Firm*—Willie Krawitz

(57) **CLAIM**

The ornamental design for a sit-on-top, multi-purpose kayak, providing a removable back rest, an upper reinforcing ridge and a continuous grooved bottom for stability and steering control, as shown and described.

**DESCRIPTION**

FIG. 1 is a left hand upper perspective view of a sit-on-top, multi-purpose kayak, providing a removable back rest, and upper reinforcing ridge, and a continuous grooved bottom for stability and control, showing my design;

FIG. 2 is a right hand upper perspective view thereof showing the removable back rest;

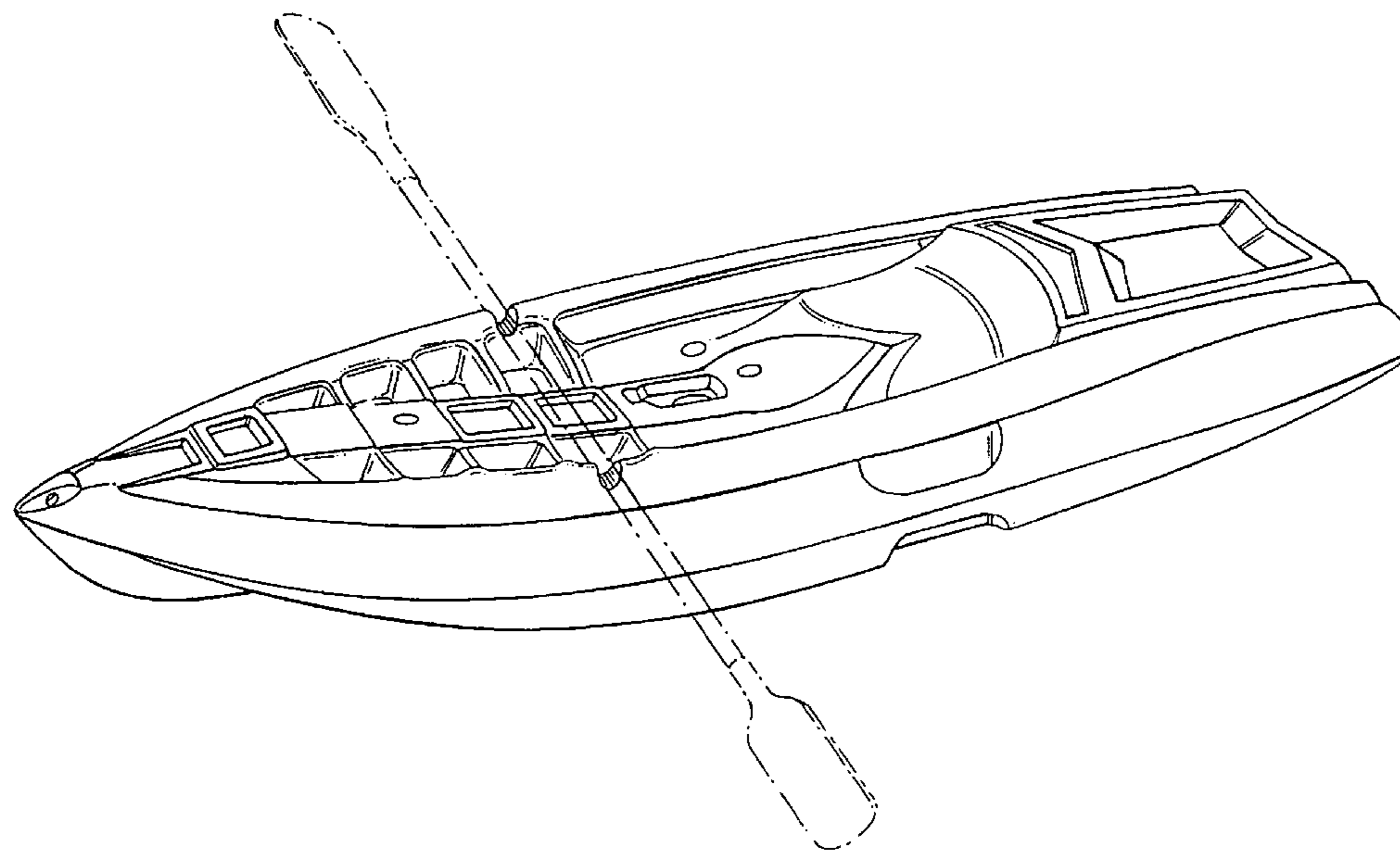
FIG. 3 is a bottom plan view thereof;

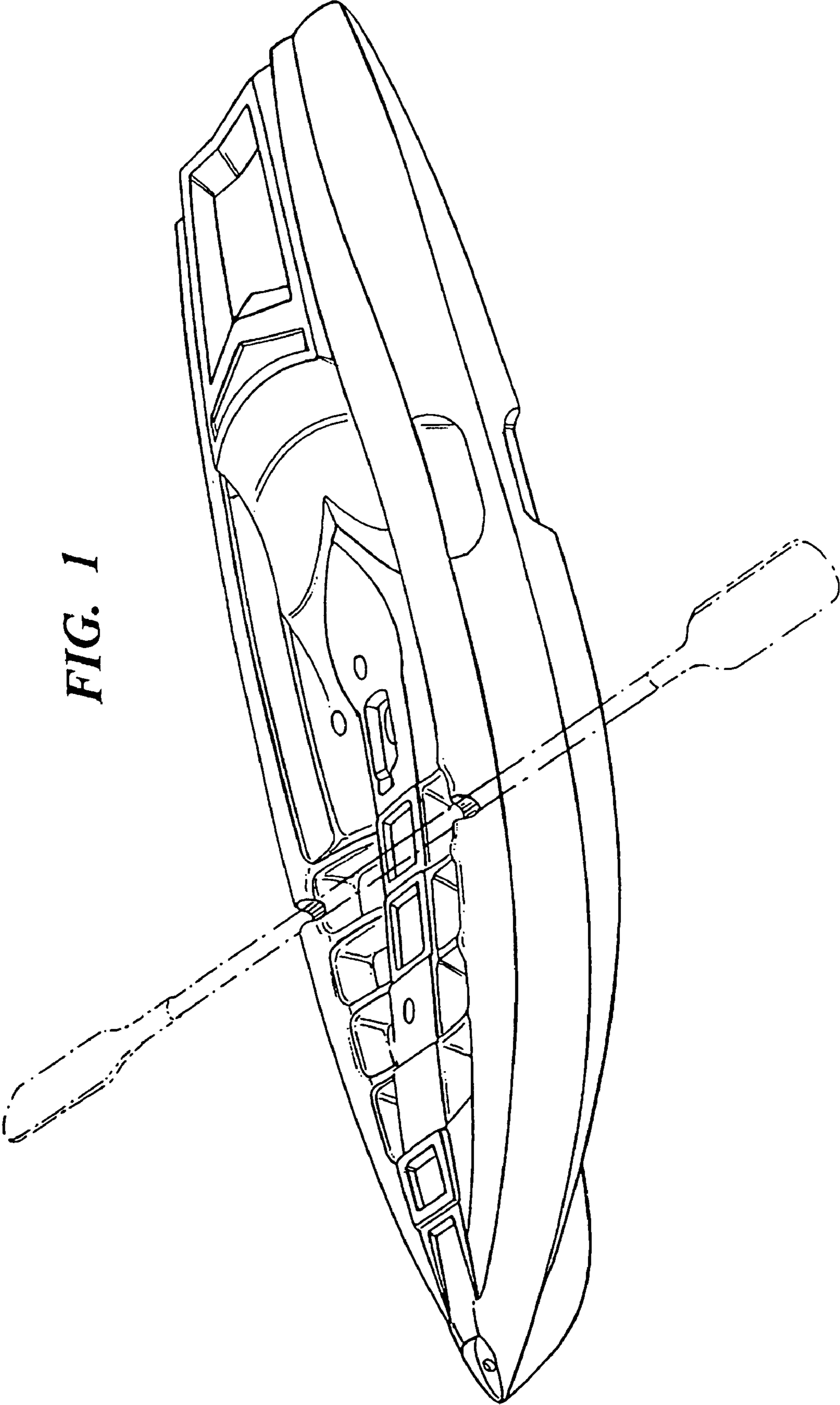
FIG. 4 is a front end elevation view thereof; and,

FIG. 5 is a rear end elevation view thereof.

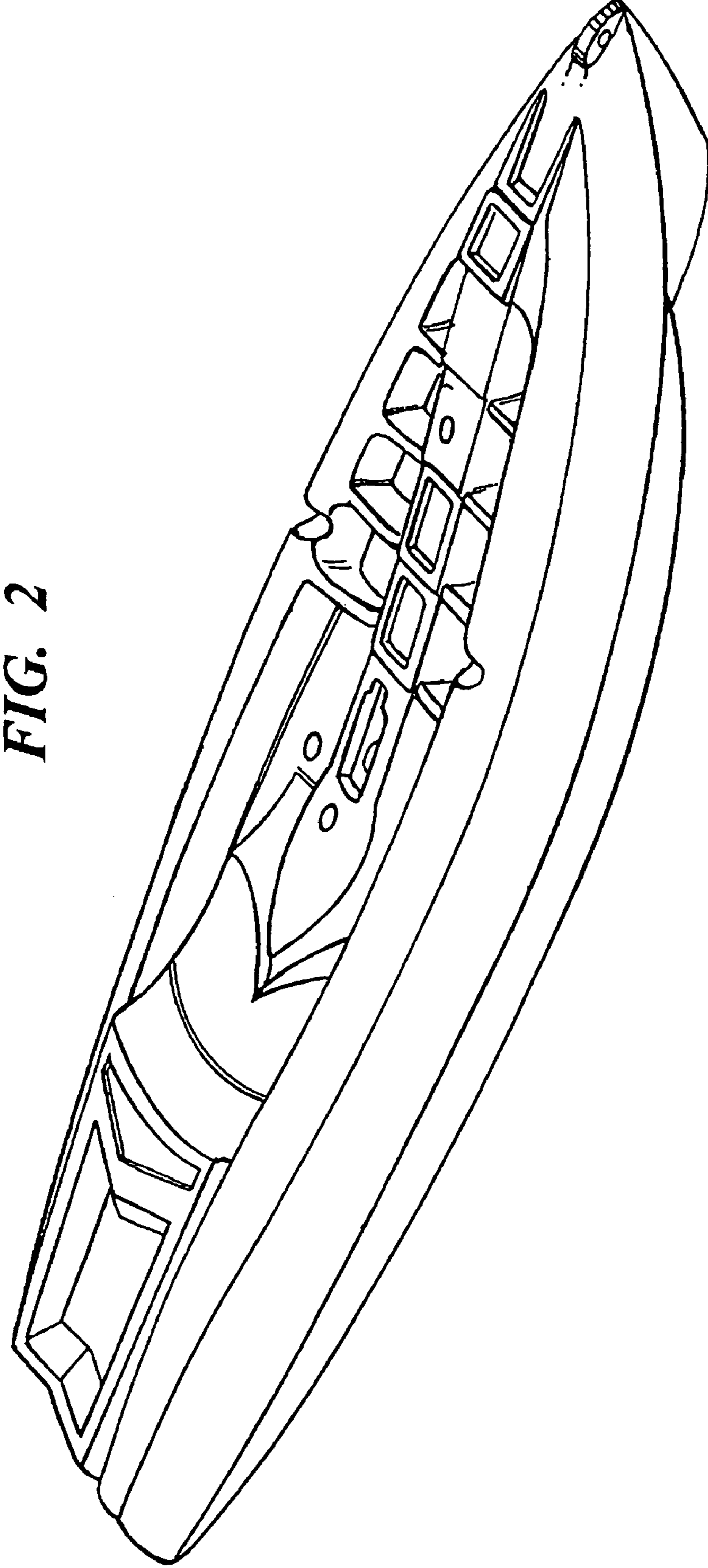
The broken lines are for illustrative purposes only and form no part of the claimed design.

**1 Claim, 4 Drawing Sheets**



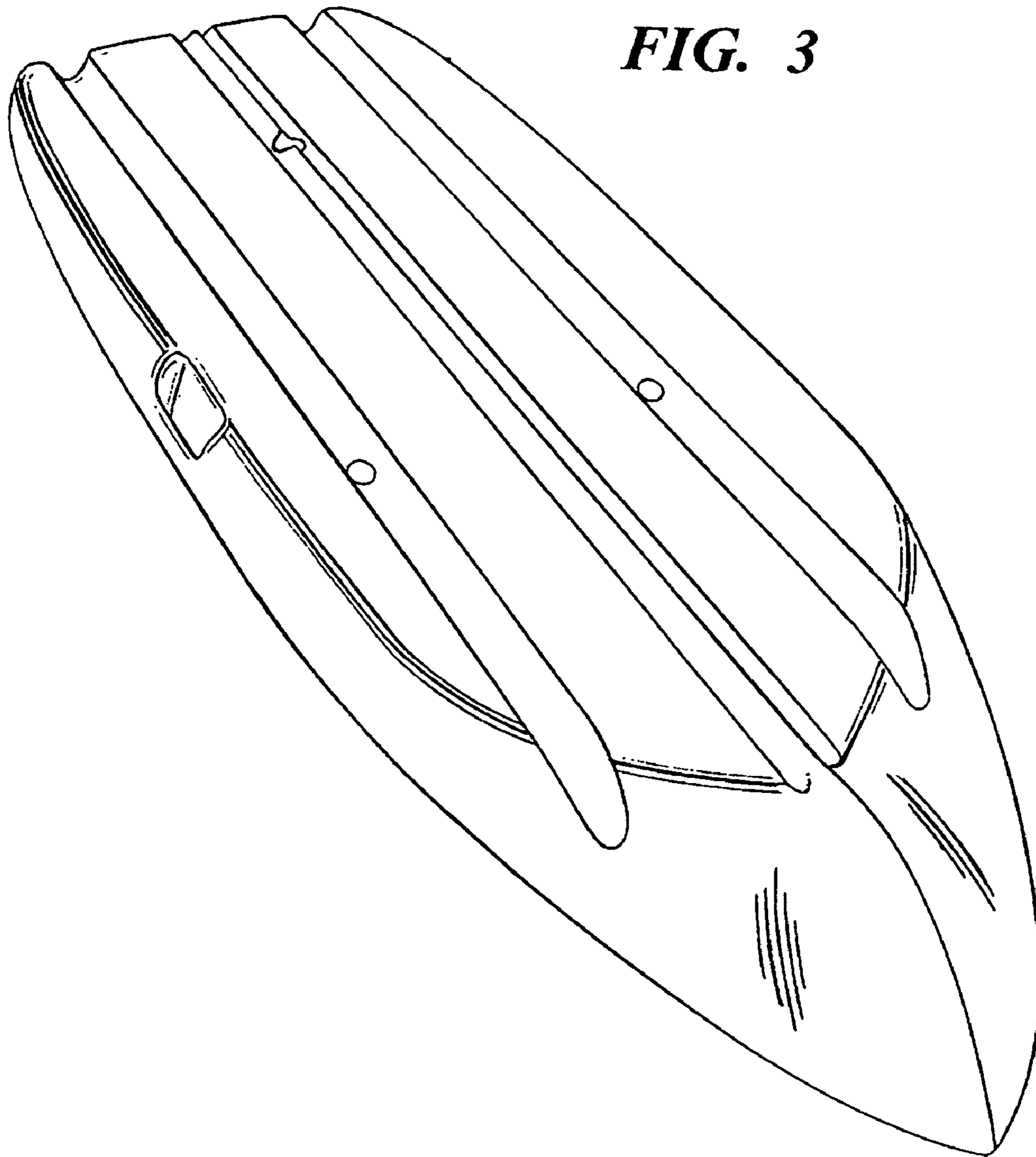


**FIG. 1**

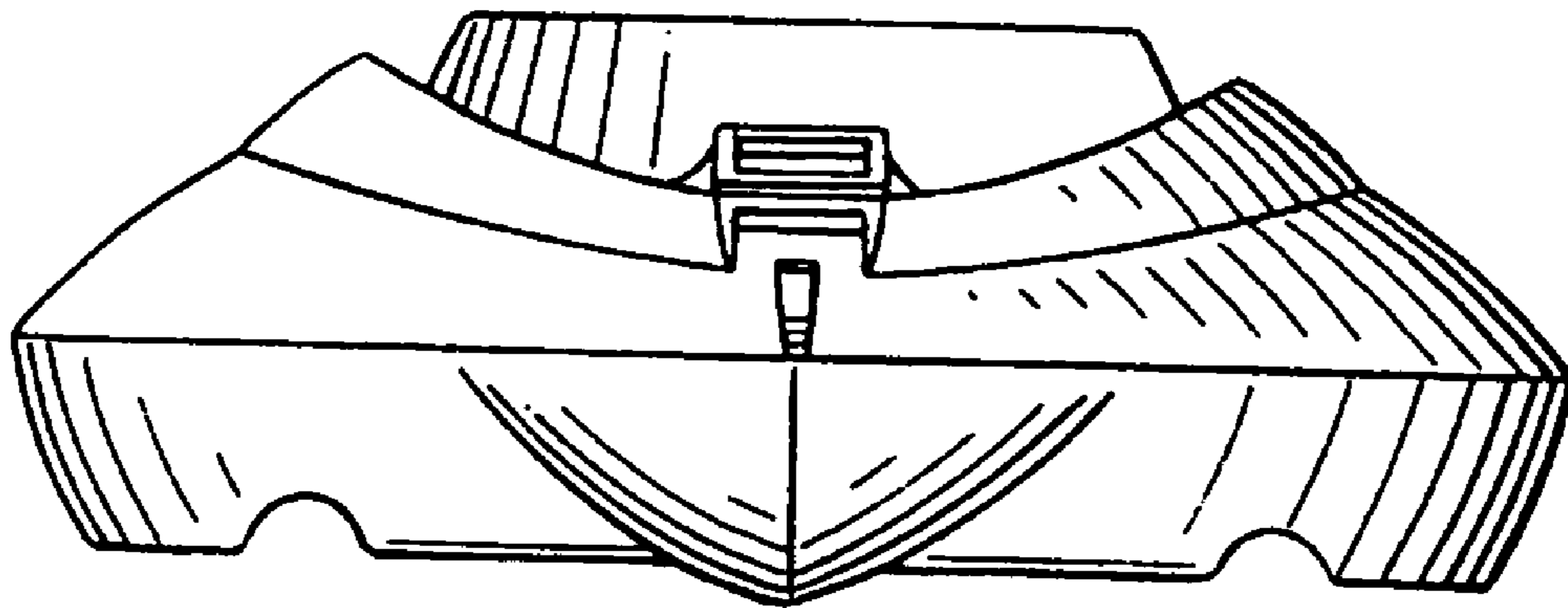


**FIG. 2**

**FIG. 3**



**FIG. 4**



**FIG. 5**

