

US00D544809S

(12) **United States Design Patent**
Shah

(10) **Patent No.:** **US D544,809 S**

(45) **Date of Patent:** **** Jun. 19, 2007**

(54) **GEMSTONE ARRANGEMENT**

D534,093 S * 12/2006 Anastasiadis D11/81

(76) Inventor: **Alkesh Shah**, 13, Aryavarta Narayan
Dabholkar Road, Mumbai (IN) 400 006

* cited by examiner

(**) Term: **14 Years**

Primary Examiner—Louis Zarfes

Assistant Examiner—David G. Muller

(21) Appl. No.: **29/250,906**

(74) *Attorney, Agent, or Firm*—Rader, Fishman & Grauer
PLLC

(22) Filed: **Dec. 5, 2006**

(57) **CLAIM**

(51) **LOC (8) Cl.** **11-01**

The ornamental design for the gemstone arrangement
design, as shown and described.

(52) **U.S. Cl.** **D11/91**

(58) **Field of Classification Search** D11/89–93,
D11/1, 2, 6–12, 16, 24–28, 34–43, 40, 70,
D11/79, 30, 222, 47, 75.81, 56; 63/1.11–14.1,
63/13, 15–15.4, 20, 22, 23, 26–33

DESCRIPTION

See application file for complete search history.

FIG. 1 is a top plan view of an embodiment of an assembled
gemstone arrangement design.

FIG. 2 is a bottom plan view of the assembled gemstone
arrangement design of FIG. 1.

(56) **References Cited**

U.S. PATENT DOCUMENTS

FIG. 3 is a front elevational view of the assembled gemstone
arrangement design of FIG. 1, the rear elevational view
being identical thereto.

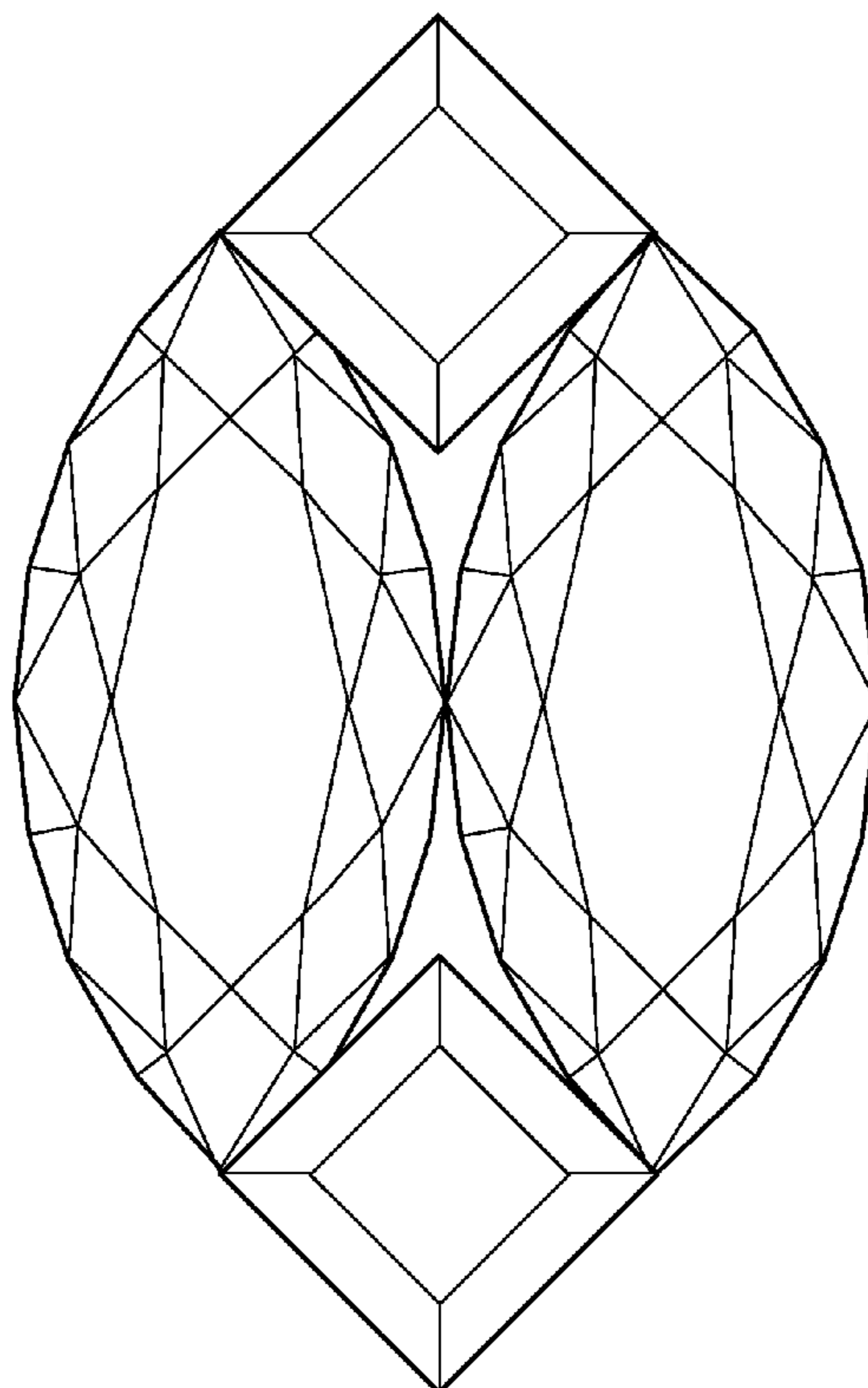
D405,024 S *	2/1999	Katz	D11/90
D421,930 S *	3/2000	Wolf	D11/90
D427,933 S *	7/2000	Tirakian	D11/92
D434,693 S *	12/2000	Kaplan	D11/91
D445,058 S *	7/2001	Kaplan	D11/91
D453,908 S *	2/2002	Kaplan	D11/91
D454,090 S *	3/2002	Kaplan	D11/91
D457,093 S *	5/2002	Itzkowitz	D11/91
D491,094 S *	6/2004	Mehta	D11/90
D498,170 S *	11/2004	Mehta et al.	D11/90
D513,714 S *	1/2006	Sanghvi	D11/90
D529,837 S *	10/2006	Shum	D11/91

FIG. 4 is a left side elevational view of the assembled
gemstone arrangement design of FIG. 1, the right side
elevational view being identical thereto.

FIG. 5 is a top plan exploded view of the gemstone arrange-
ment design of FIG. 1; and,

FIG. 6 is a bottom plan exploded view of a gemstone
arrangement design of FIG. 1.

1 Claim, 5 Drawing Sheets



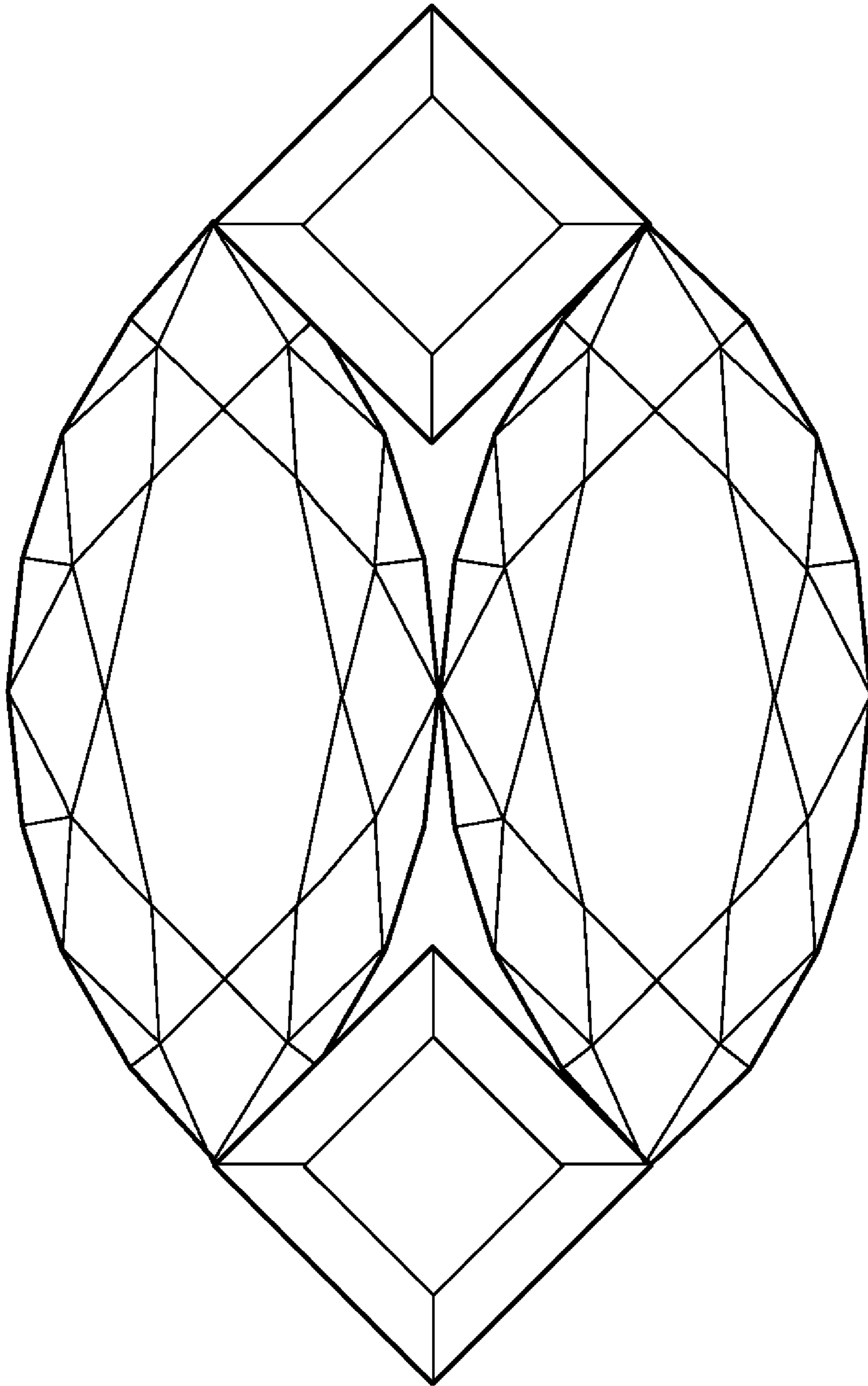


FIG. 1




FIG. 2

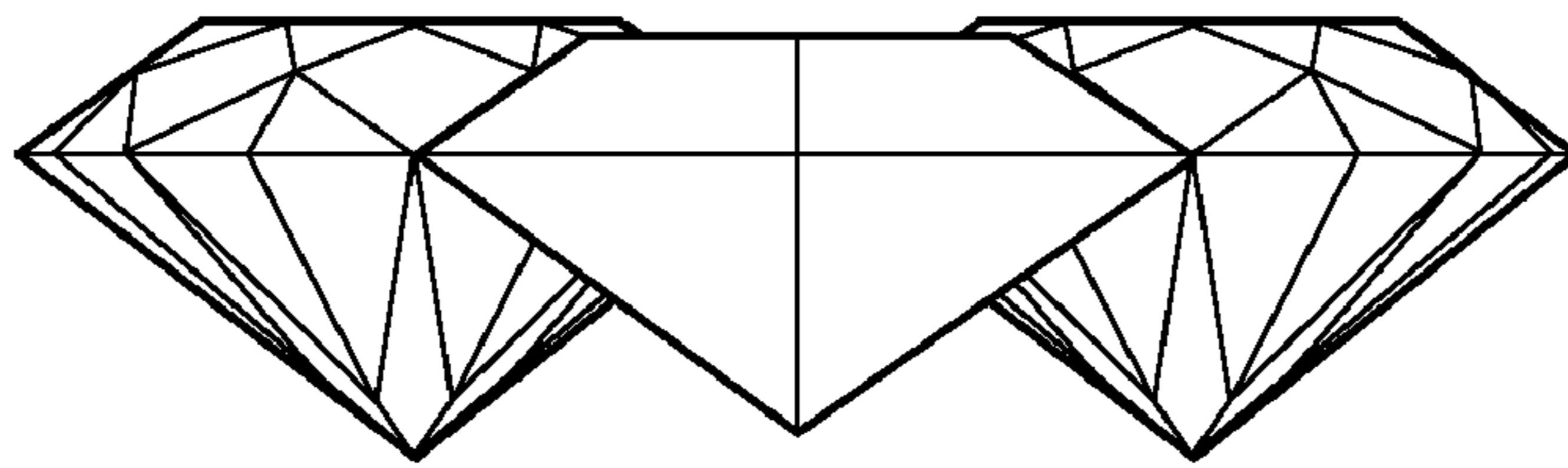


FIG. 3

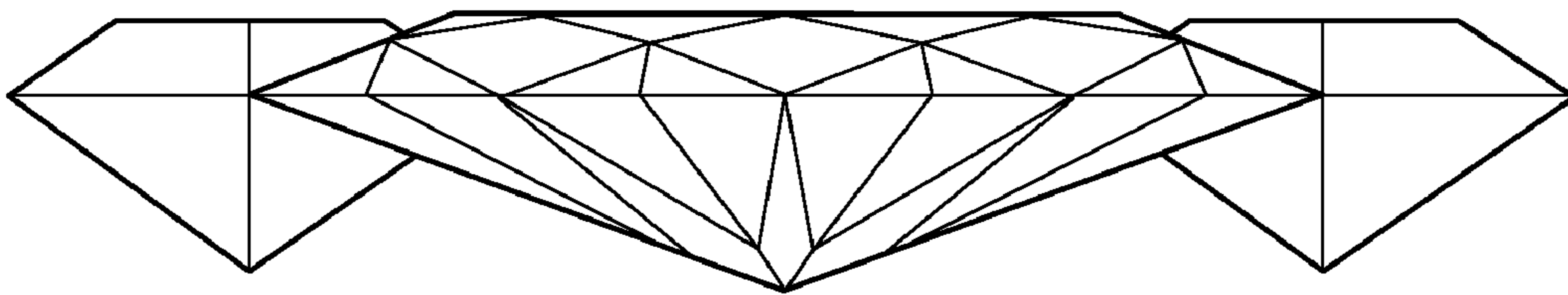


FIG. 4

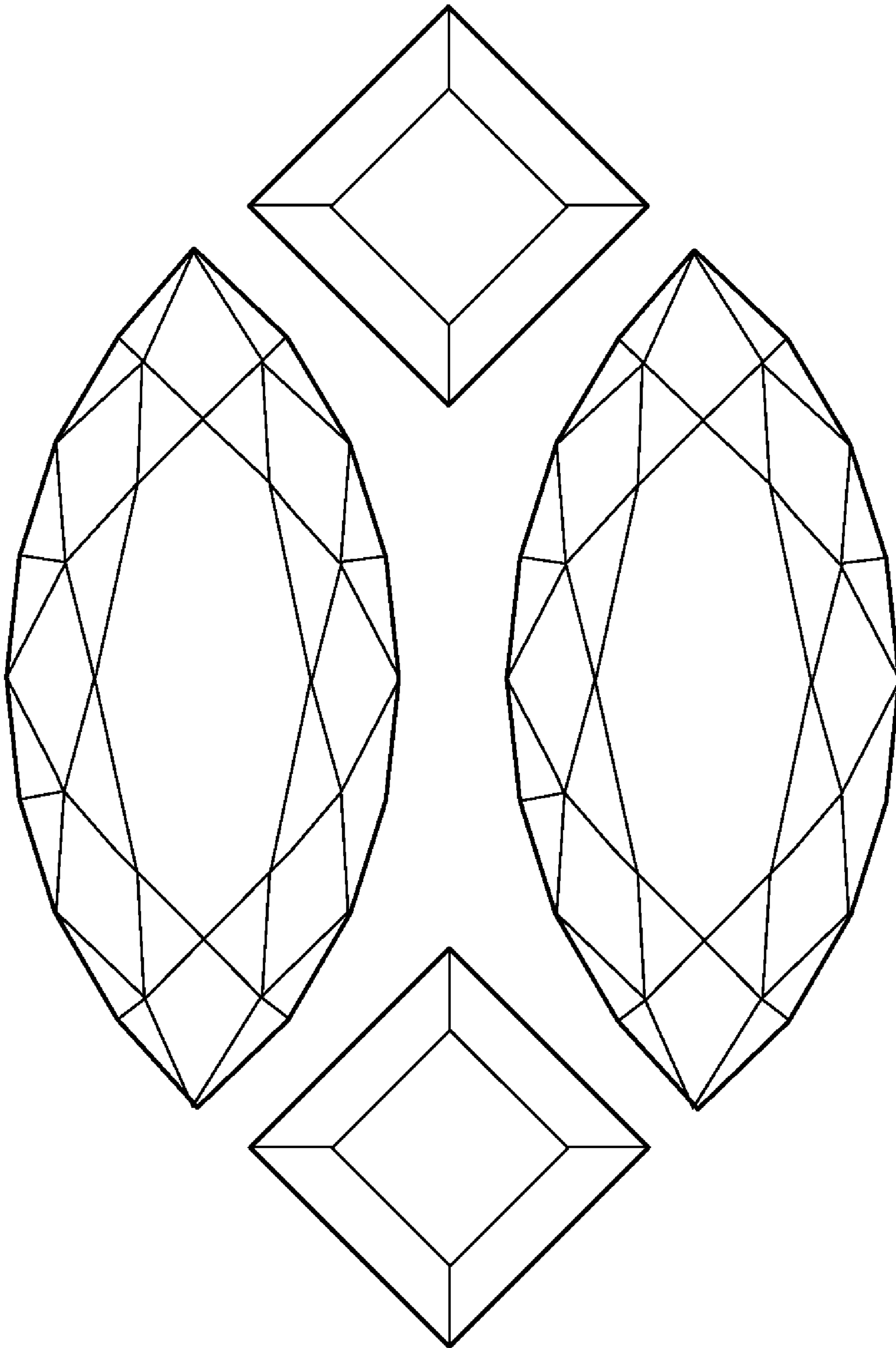


FIG. 5




FIG. 6