

US00D544801S

(12) **United States Design Patent**
Hardy

(10) **Patent No.:** **US D544,801 S**

(45) **Date of Patent:** **** Jun. 19, 2007**

(54) **WATCH**

(75) **Inventor:** **Pierre Hardy**, Paris (FR)

(73) **Assignee:** **La Montre Hermes S.A.**, Brugg (CH)

(**) **Term:** **14 Years**

(21) **Appl. No.:** **29/249,082**

(22) **Filed:** **Sep. 19, 2006**

(30) **Foreign Application Priority Data**

Mar. 20, 2006 (WO) DM/067 878

(51) **LOC (8) Cl.** **10-02**

(52) **U.S. Cl.** **D10/32**

(58) **Field of Classification Search** D10/30-39,
D10/122-132; D11/3, 4, 12, 15; 368/276,
368/281, 282, 285; 63/3, 3.1, 4, 5.1, 7; 224/164,
224/175, 179

See application file for complete search history.

(56) **References Cited**

U.S. PATENT DOCUMENTS

- 1,822,393 A * 9/1931 Fassnacht et al. 59/80
- D146,925 S * 6/1947 Philippe D11/12
- D149,210 S * 4/1948 Philippe D11/3
- 2,505,169 A * 4/1950 Bikoff 59/80
- D190,133 S * 4/1961 Rodriguez D11/17
- D241,630 S * 9/1976 Burke D10/32
- D284,170 S * 6/1986 Kurimura D10/32
- 4,825,427 A * 4/1989 Wollman 368/282

- D338,174 S * 8/1993 Cowan D11/19
- D371,078 S * 6/1996 Gueit D10/32
- D381,587 S * 7/1997 Oba D19/32
- D399,161 S * 10/1998 Mougnot D11/3
- D403,248 S * 12/1998 Magninat D10/30
- D416,494 S * 11/1999 Pitteloud D10/30
- D514,959 S * 2/2006 Deleskiewicz D10/32
- D517,927 S * 3/2006 Enomoto et al. D10/32
- D534,438 S * 1/2007 Bedat D10/32

* cited by examiner

Primary Examiner—Lucy Lieberman

(74) *Attorney, Agent, or Firm*—Darby & Darby

(57) **CLAIM**

The ornamental design for watch, as shown and described.

DESCRIPTION

FIG. 1 is a front perspective view of a watch showing my new design;

FIG. 2 is a front elevation view thereof;

FIG. 3 is a right side view thereof, with the left side being a mirror image thereof;

FIG. 4 is rear elevation view thereof;

FIG. 5 is a top view thereof; and,

FIG. 6 is a bottom view thereof.

The broken line showing of a latch of the watch is for illustrative purposes only and forms no part of the claimed design.

1 Claim, 3 Drawing Sheets

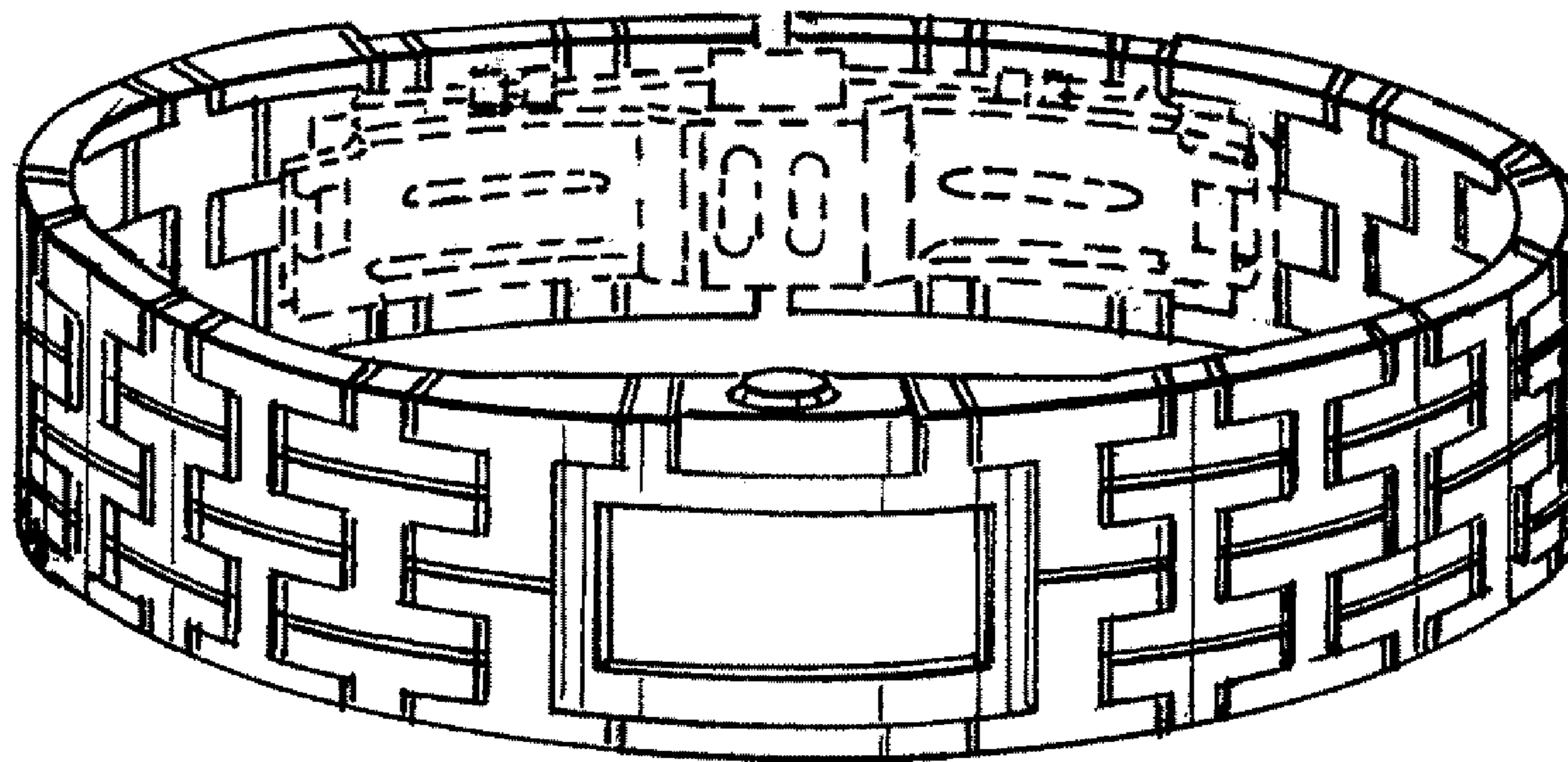


FIG. 1

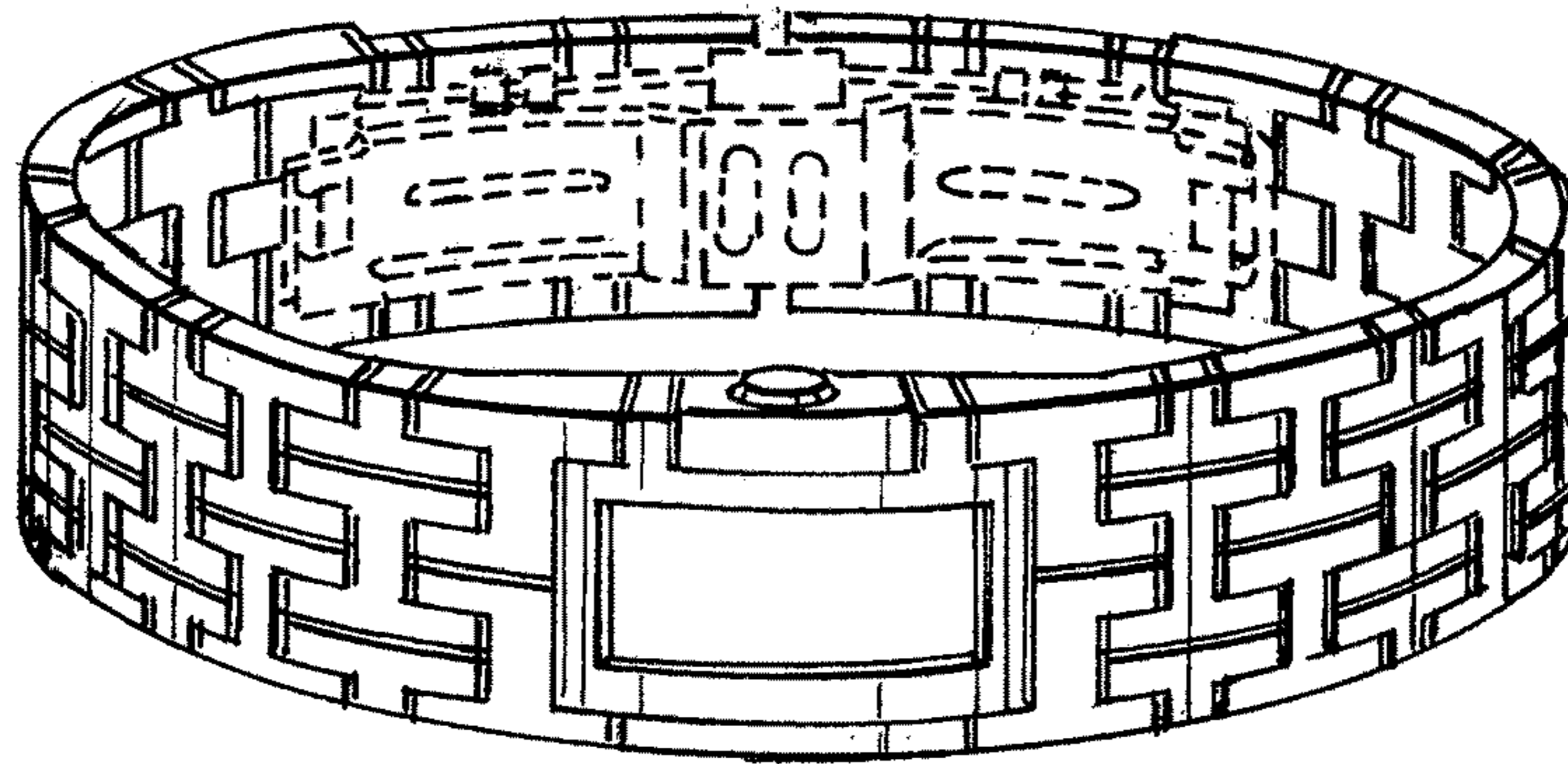


FIG. 2




FIG. 3

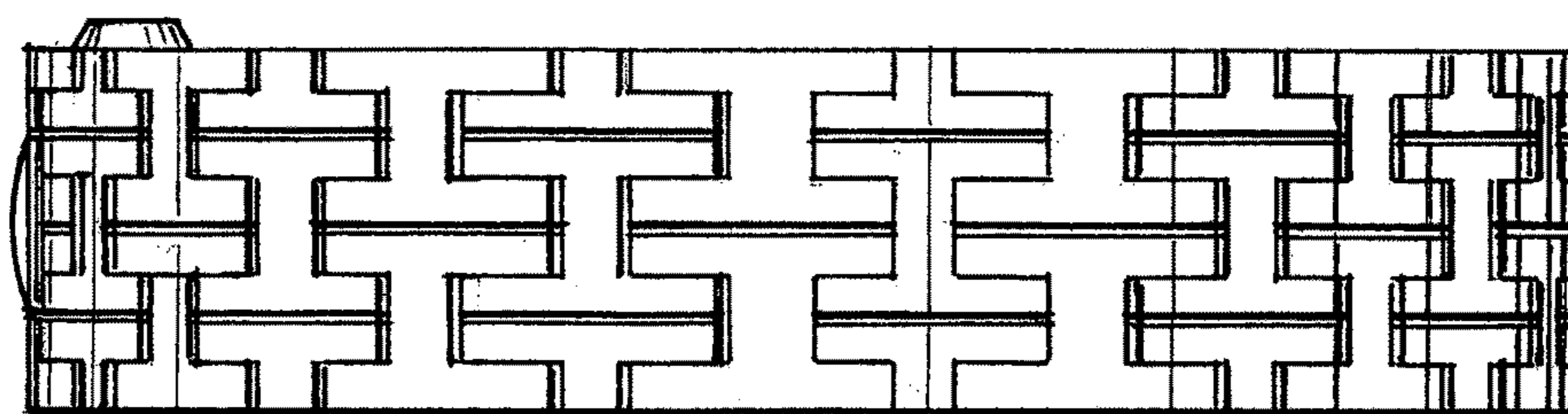


FIG. 4

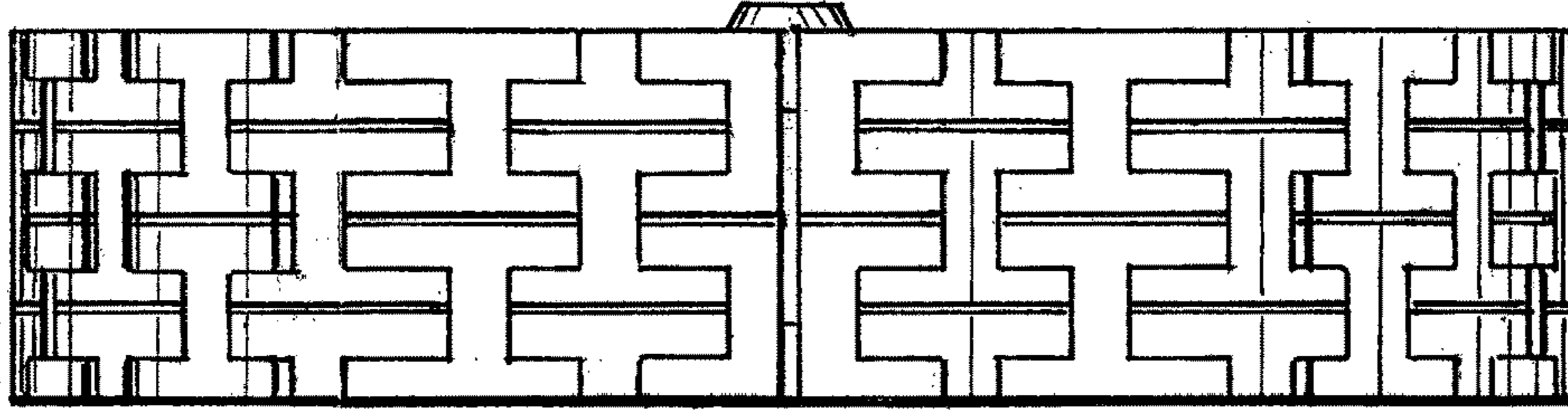


FIG. 5

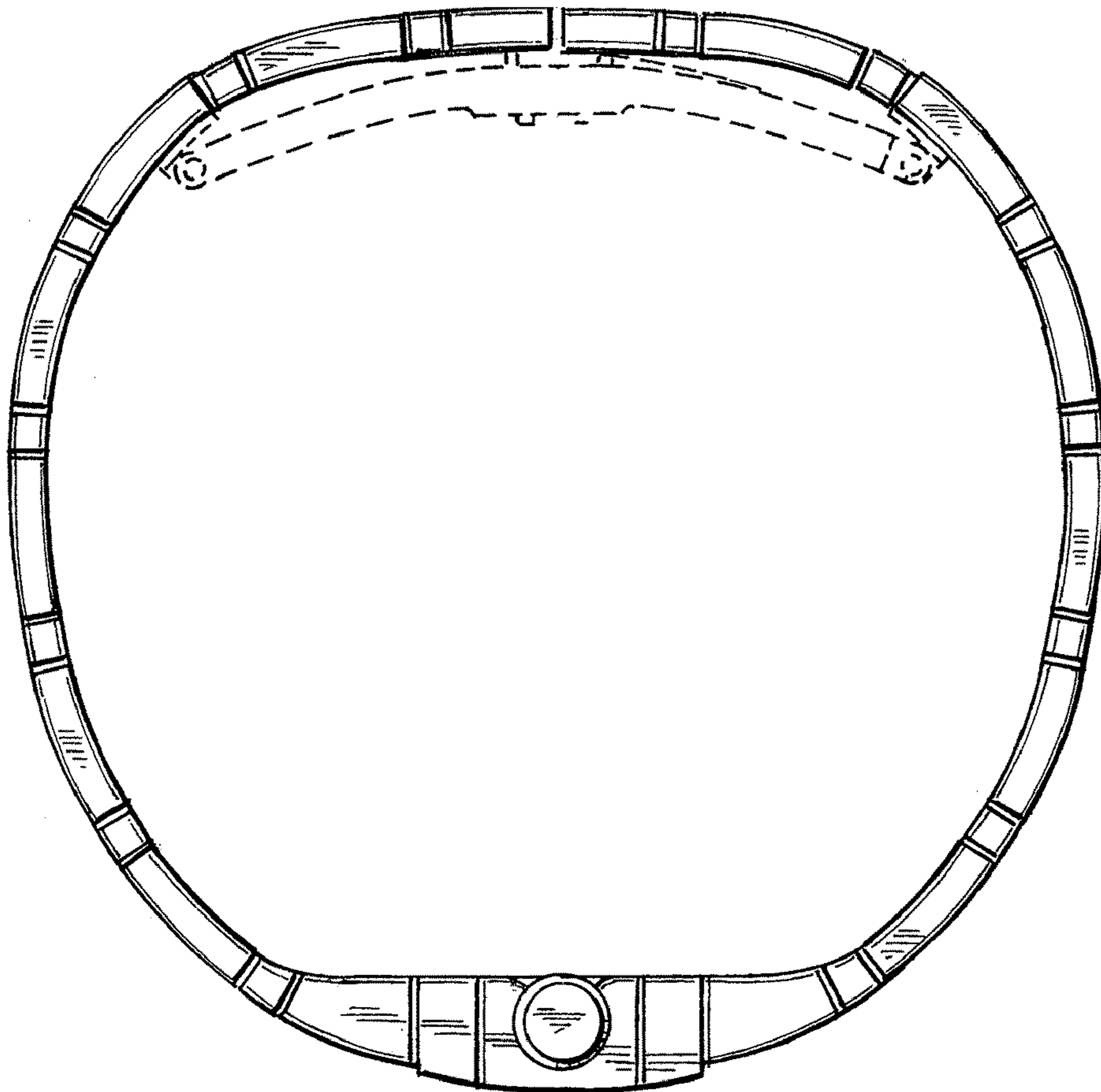


FIG. 6

