



US00D544782S

(12) **United States Design Patent**  
**Kershaw**

(10) **Patent No.:** **US D544,782 S**

(45) **Date of Patent:** **\*\* Jun. 19, 2007**

(54) **GUARD PLATE**

(76) **Inventor:** **Thomas R Kershaw**, 5626 Riverside Dr., Cape Coral, FL (US) 33904

(\*\*) **Term:** **14 Years**

(21) **Appl. No.:** **29/260,304**

(22) **Filed:** **May 22, 2006**

(51) **LOC (8) Cl.** ..... **08-07**

(52) **U.S. Cl.** ..... **D8/346**

(58) **Field of Classification Search** ..... D8/330-348,  
D8/314; 70/416, 417, 424, 452; 292/340-346,  
292/357, 256, 277

See application file for complete search history.

(56) **References Cited**

**U.S. PATENT DOCUMENTS**

- 3,838,539 A 10/1974 Gronowicz
- 4,330,022 A 5/1982 Bull
- D272,714 S 2/1984 LeGrand

- 4,788,745 A 12/1988 Wallis
- D353,319 S \* 12/1994 Eckert ..... D8/346
- 5,379,821 A 1/1995 Pergolizzi
- D500,947 S \* 1/2005 Czerwinski ..... D8/314
- D514,918 S \* 2/2006 Czerwinski ..... D8/314
- D514,919 S \* 2/2006 Czerwinski ..... D8/314

\* cited by examiner

*Primary Examiner*—Mitchell Siegel

(57) **CLAIM**

The ornamental design for a guard plate, as shown and described.

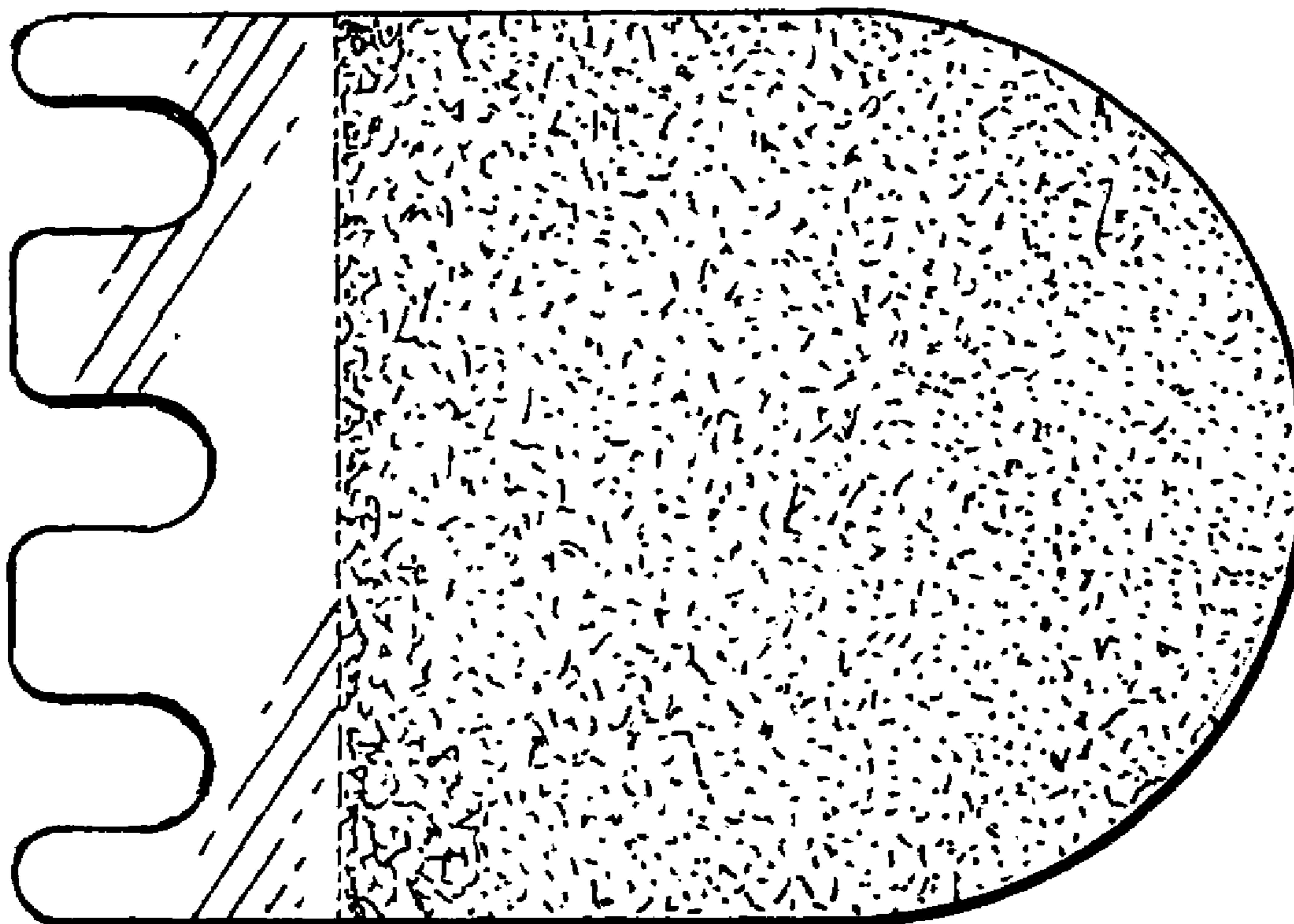
**DESCRIPTION**

FIG. 1 is a perspective view of the guard plate, the broken line showing of included for the purpose of illustrating and forms no part of the claimed design;

FIG. 2 is an enlarged elevational view thereof; and,

FIG. 3 is an end view of FIG. 2.

**1 Claim, 1 Drawing Sheet**



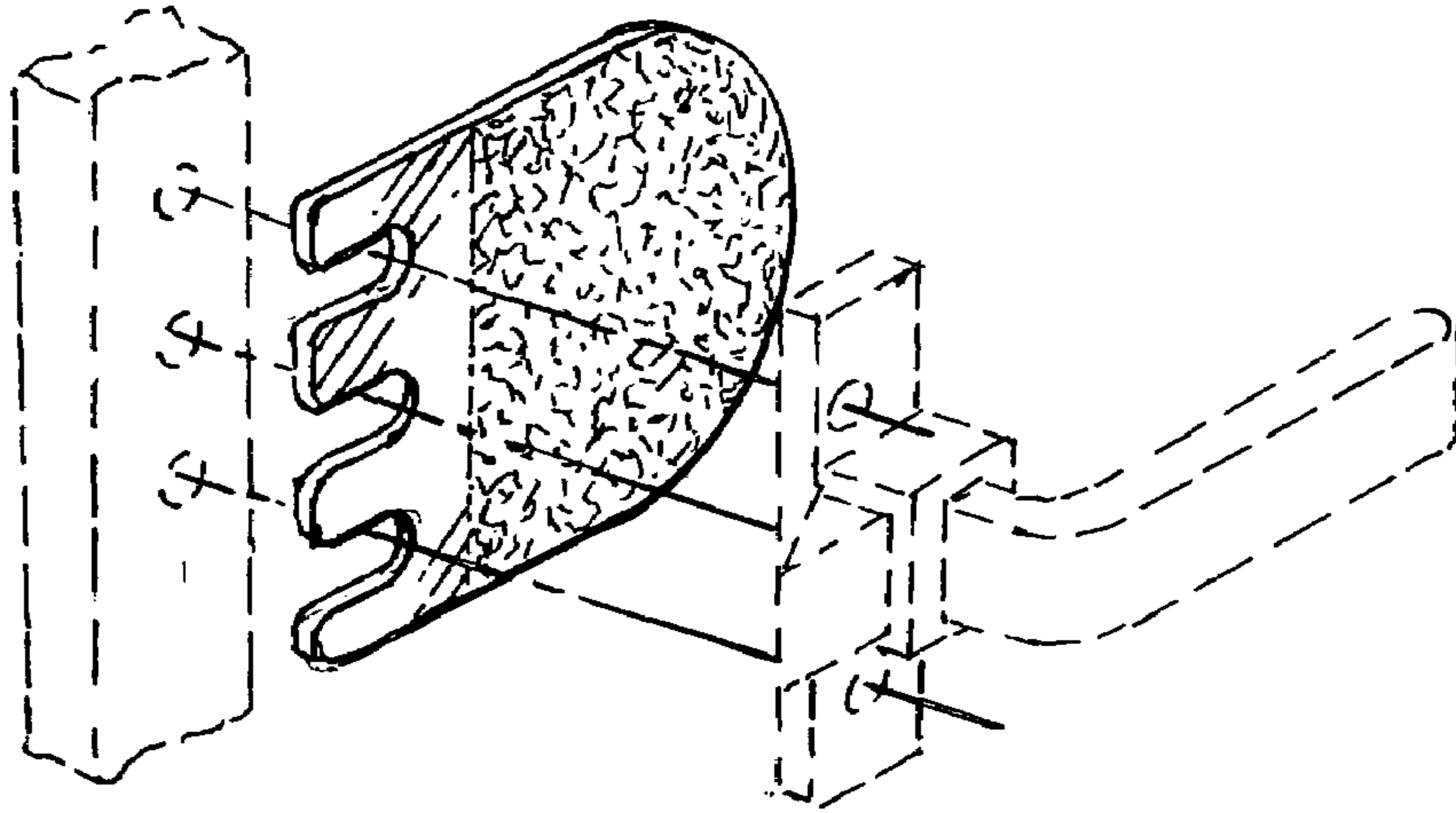


FIG. 1



FIG. 3

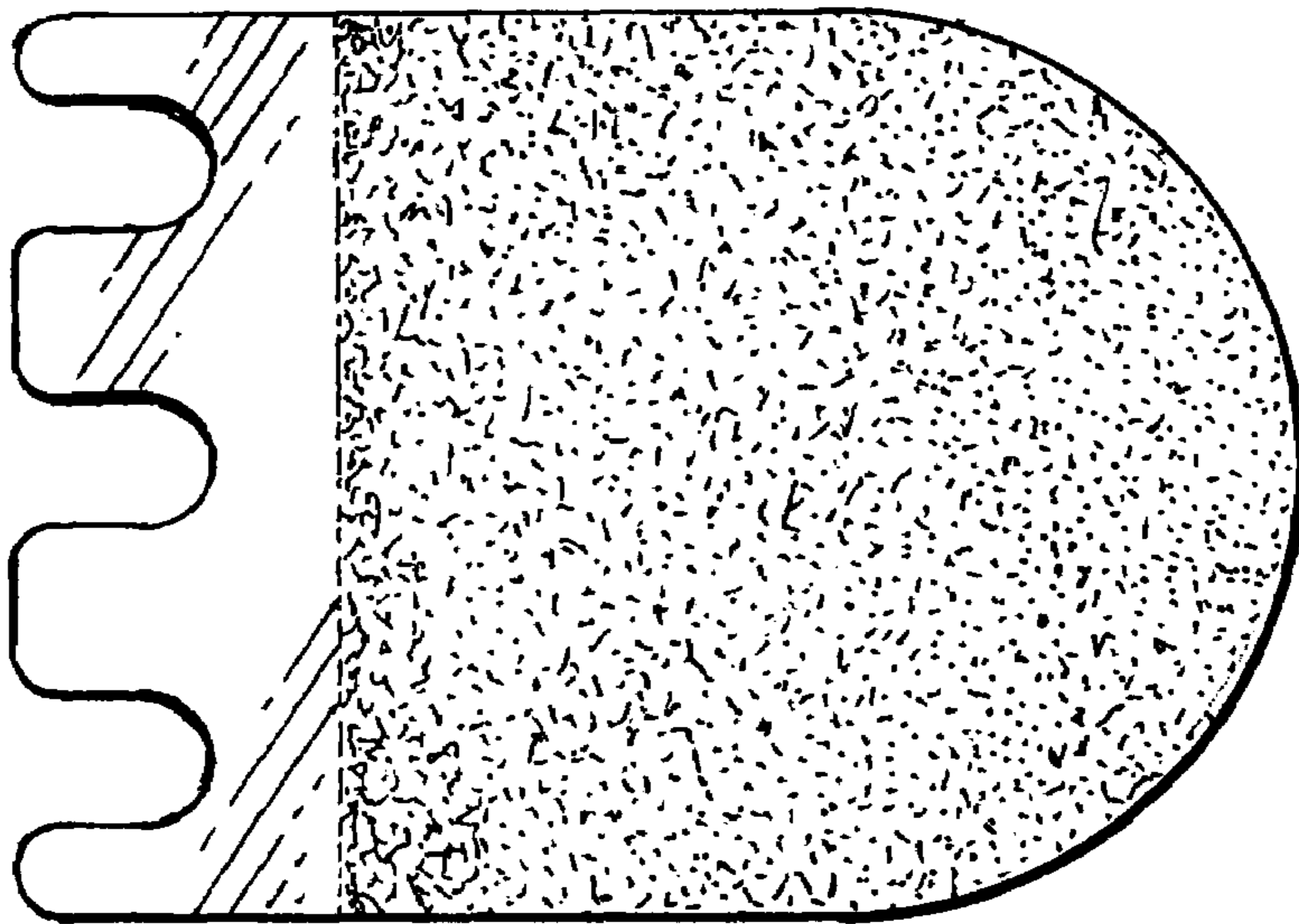


FIG. 2