



US00D544778S

(12) **United States Design Patent**  
**Mattson et al.**

(10) **Patent No.:** **US D544,778 S**  
(45) **Date of Patent:** **\*\* Jun. 19, 2007**

(54) **KNOB**

(75) Inventors: **Deborah Mattson**, Plainwell, MI (US);  
**Scott A. Thor**, Grand Rapids, MI (US);  
**Jonathan Lorenz**, Grand Rapids, MI  
(US); **Kevin Dewald**, Spring Lake, MI  
(US)

(73) Assignee: **Belwith International, Ltd.**, Grand  
Rapids, MI (US)

(\*\*) Term: **14 Years**

(21) Appl. No.: **29/243,617**

(22) Filed: **Nov. 29, 2005**

(51) **LOC (8) Cl.** ..... **08-06**

(52) **U.S. Cl.** ..... **D8/310**

(58) **Field of Classification Search** ..... D8/300,  
D8/307, 310, 313, 314, 319; D13/171, 174;  
D23/250-252; 16/441, 443, 444, 446  
See application file for complete search history.

(56) **References Cited**

**U.S. PATENT DOCUMENTS**

963,053 A \* 7/1910 Lockwood ..... 16/441

D106,677 S *	10/1937	Schlage	.....	D8/312
D109,314 S *	4/1938	De Vries	.....	D8/313
D169,532 S *	5/1953	Deadrick	.....	D8/319
D221,052 S *	7/1971	McCain	.....	D8/310
D238,241 S *	12/1975	Ziskin	.....	D7/393
D361,492 S *	8/1995	Chieda	.....	D8/310

**OTHER PUBLICATIONS**

Schlage Locks received in the PTO Jun. 12, 1980.\*

\* cited by examiner

*Primary Examiner*—Paula A. Greene

(57) **CLAIM**

The ornamental design for knob, as shown and described.

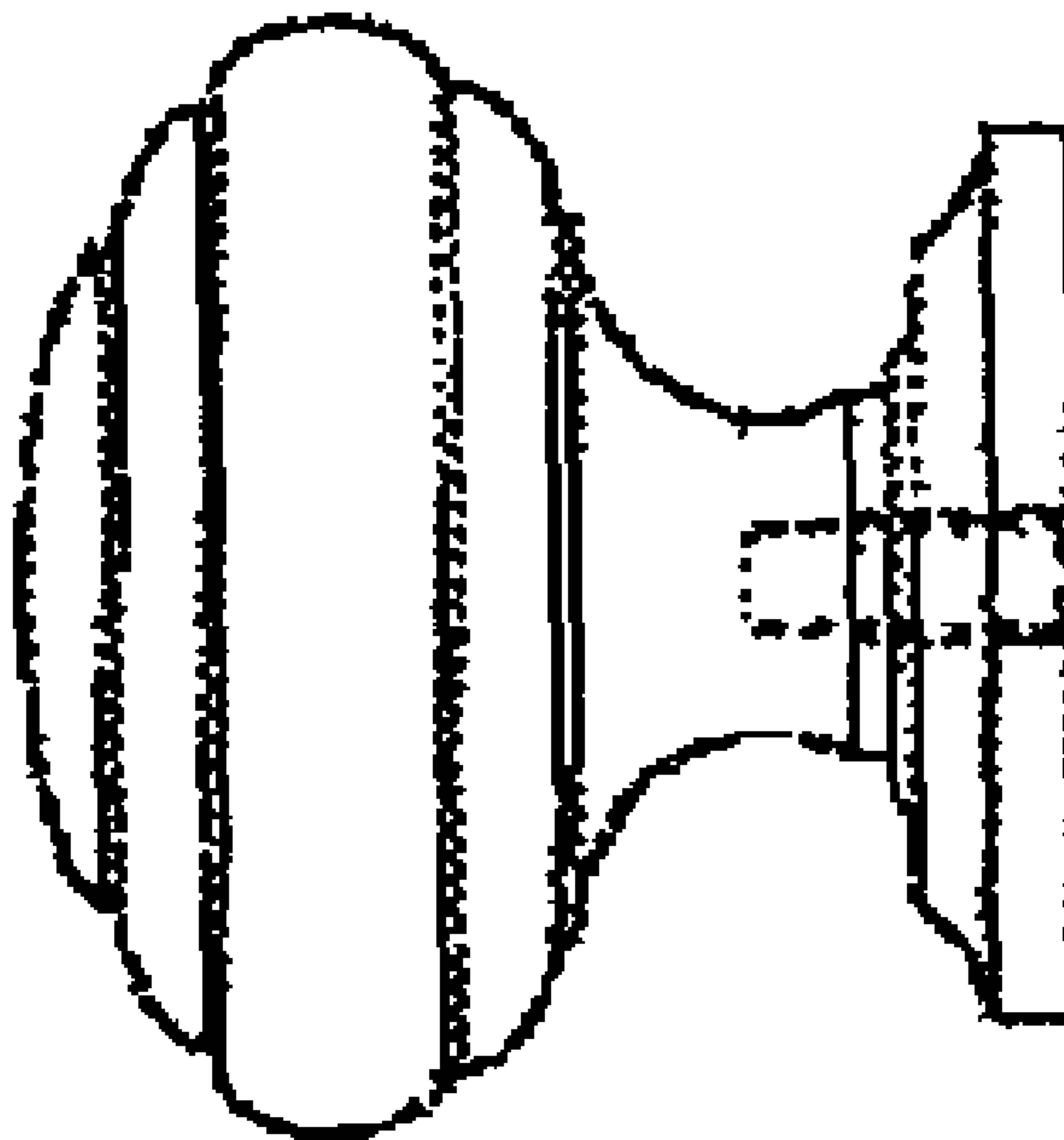
**DESCRIPTION**

FIG. 1 is a front elevational view of a knob showing our new design; and,

FIG. 2 is a side elevational view thereof, the opposite side is a mirror image.

The broken lines are included for the purpose of illustration and form no part of the claimed design.

**1 Claim, 1 Drawing Sheet**



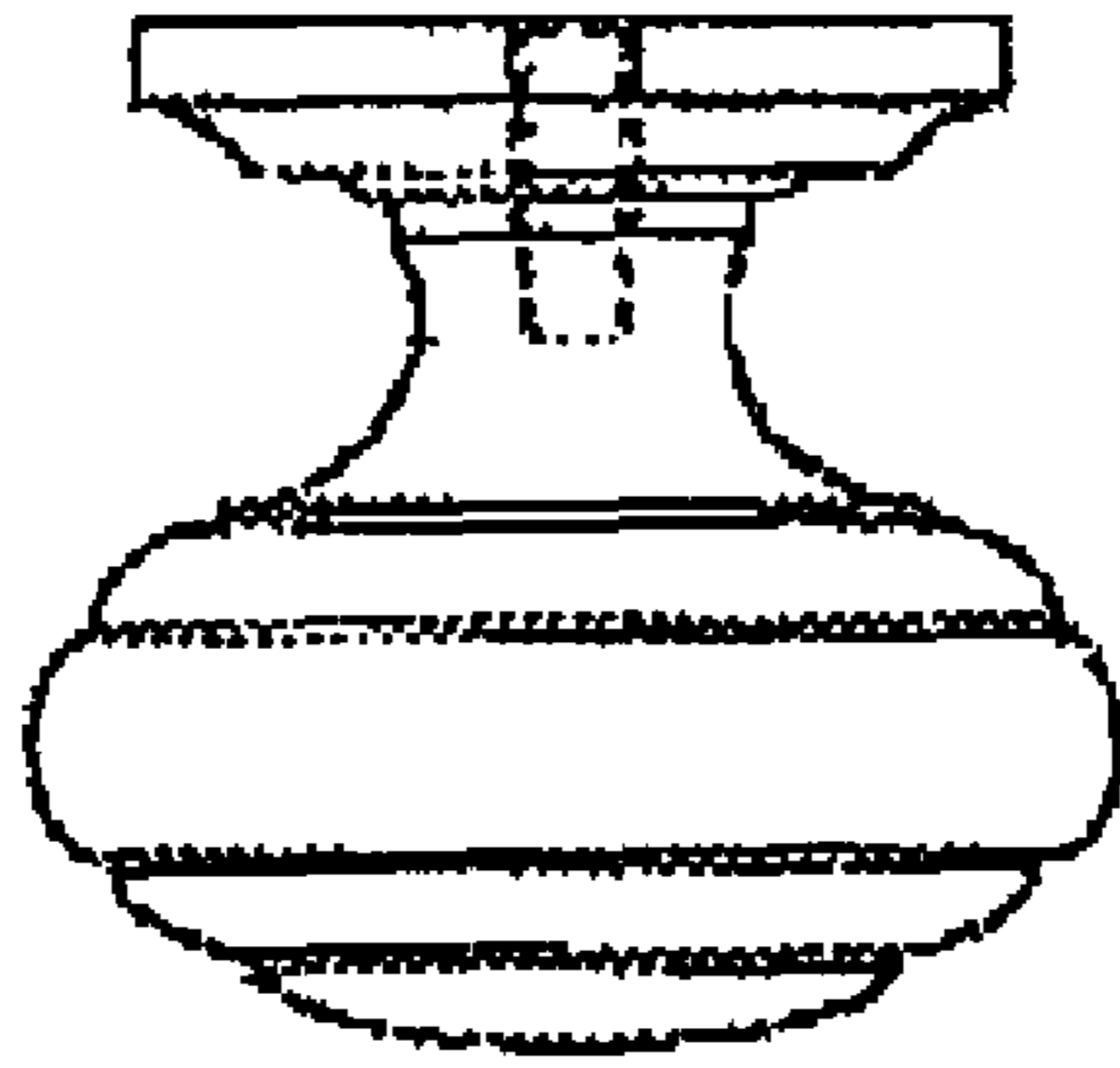


FIG. 2

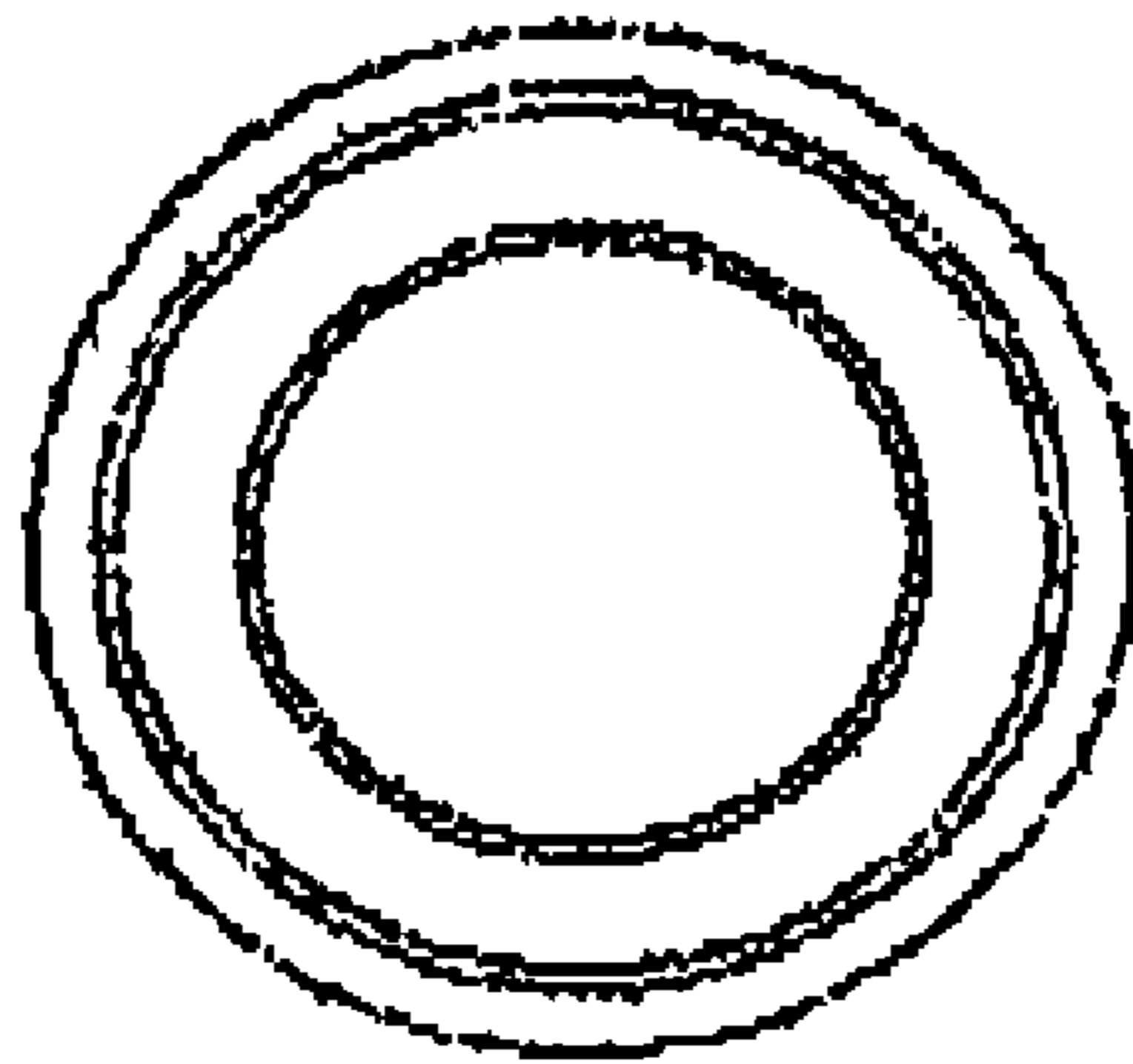


FIG. 1