

US00D544776S

(12) **United States Design Patent** (10) **Patent No.:** **US D544,776 S**
Cybulski et al. (45) **Date of Patent:** **** Jun. 19, 2007**

(54) **HANDLE**

(75) Inventors: **Eric R. Cybulski**, Woodbury, MN (US); **Arthur V. Lang**, Maplewood, MN (US); **Jacob J. Orak**, Minneapolis, MN (US); **Adriana Paiva**, Woodbury, MN (US); **Lowell C. Zeller**, Woodbury, MN (US)

(73) Assignee: **3M Innovative Properities Company**, St. Paul, MN (US)

(**) Term: **14 Years**

(21) Appl. No.: **29/246,188**

(22) Filed: **Mar. 10, 2006**

(51) **LOC (8) Cl.** **08-06**

(52) **U.S. Cl.** **D8/300**

(58) **Field of Classification Search** D8/300, D8/307, 308, 14, 47, 97, 107; D7/393, 395; D23/250, 252; D32/40, 35, 42, 48, 49, 51, D32/52; D4/137, 138; 15/236.01, 236.05, 15/236.06, 143.1, 111, 218.1, 118

See application file for complete search history.

(56) **References Cited**

U.S. PATENT DOCUMENTS

856,188	A	6/1907	Lykken	
D176,156	S	11/1955	Racket	
2,920,333	A *	1/1960	Montague et al.	401/22
D244,345	S *	5/1977	Poveromo	D32/49
4,148,318	A *	4/1979	Meyer	604/3
D283,743	S	5/1986	Moser	
D302,780	S	8/1989	Himbert et al.	
4,927,283	A *	5/1990	Fitjer	401/132
D310,754	S	9/1990	Gingras	
D324,901	S	3/1992	Bonnell	
5,520,430	A *	5/1996	Clark, Jr.	294/57
D388,571	S	12/1997	Campbell	

D451,287	S	12/2001	Ingram	
D453,251	S *	1/2002	Gringer et al.	D32/48
D453,599	S	2/2002	Backman et al.	
D462,179	S	9/2002	Lai et al.	
D464,861	S	10/2002	Chen	
D468,909	S *	1/2003	Libman et al.	D4/138
D479,375	S	9/2003	Gringer et al.	
6,629,331	B2 *	10/2003	Panfili et al.	15/236.06
D482,874	S	12/2003	Dotterman	
D484,705	S	1/2004	Dotterman et al.	
D493,692	S	8/2004	Vito et al.	
D496,512	S	9/2004	Treacy	
D502,002	S	2/2005	Conway et al.	
D502,324	S *	3/2005	Conway et al.	D4/138
D509,033	S	8/2005	Dotterman et al.	
D511,626	S *	11/2005	Hay et al.	D4/138
D513,127	S	12/2005	Hay et al.	
D516,895	S *	3/2006	Minkler et al.	D8/300
D524,499	S	7/2006	Dotterman et al.	
D527,855	S	9/2006	Williams	

* cited by examiner

Primary Examiner—Paula A. Greene

(74) *Attorney, Agent, or Firm*—Rick L. Franzen

(57) **CLAIM**

The ornamental design for a handle, as shown and described.

DESCRIPTION

FIG. 1 is a perspective view of a design for a handle, showing a new design;

FIG. 2 is a front elevation view thereof;

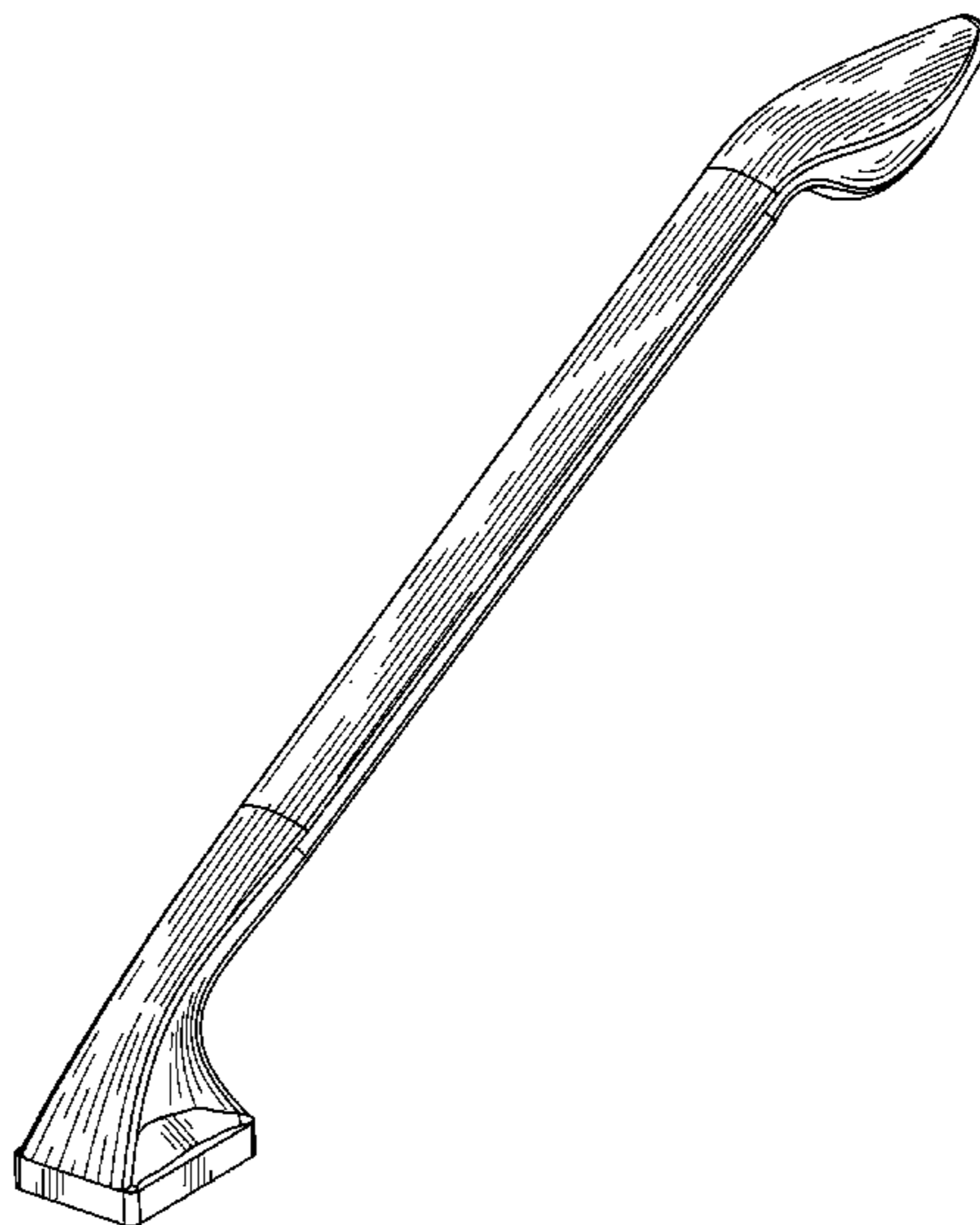
FIG. 3 is a rear elevation view thereof;

FIG. 4 is a right side elevation view thereof, it being understood that the left side is a mirror image thereof;

FIG. 5 is a top plan view thereof; and,

FIG. 6 is a bottom plan view thereof.

1 Claim, 3 Drawing Sheets



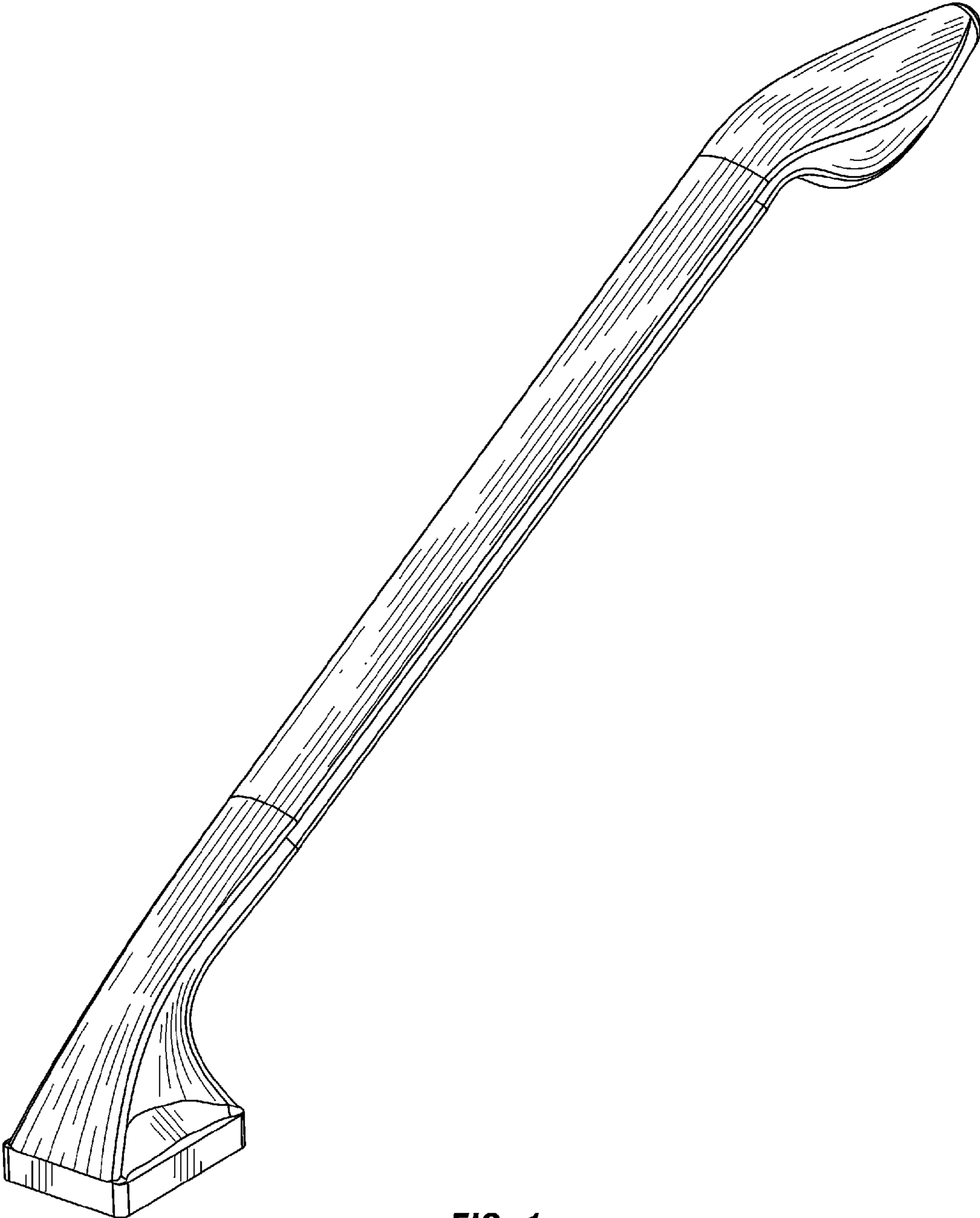


FIG. 1

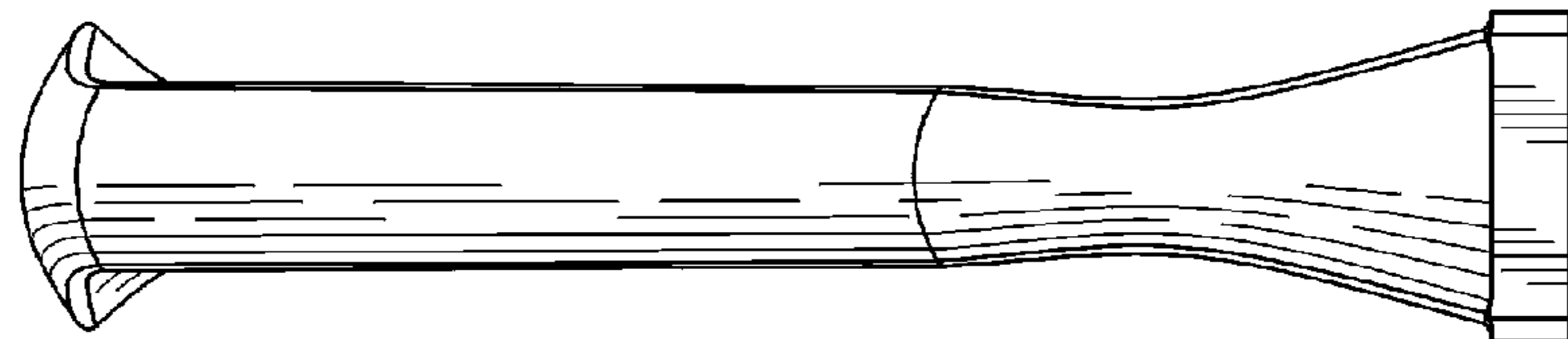


FIG. 2




FIG. 3

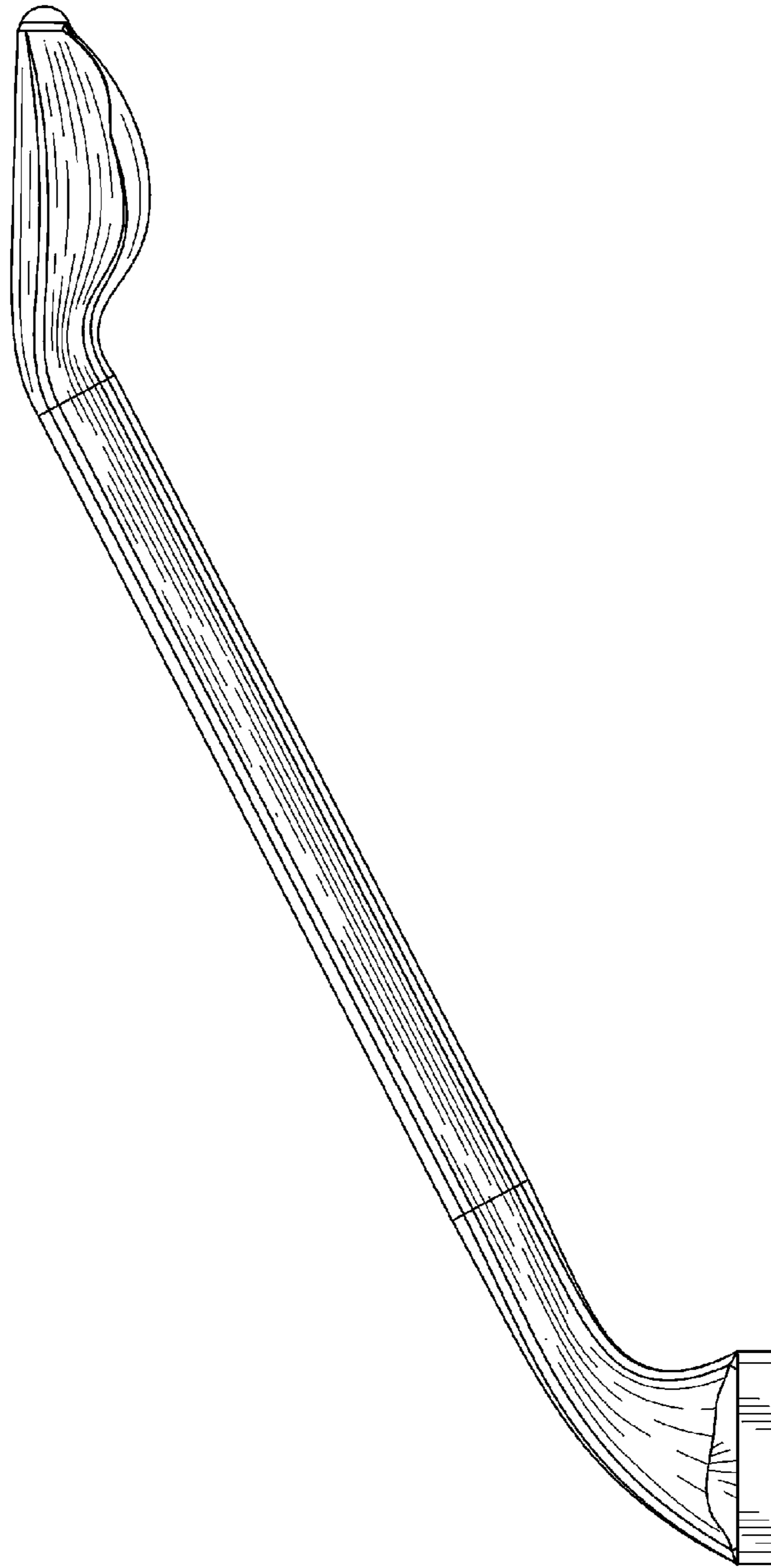


FIG. 4

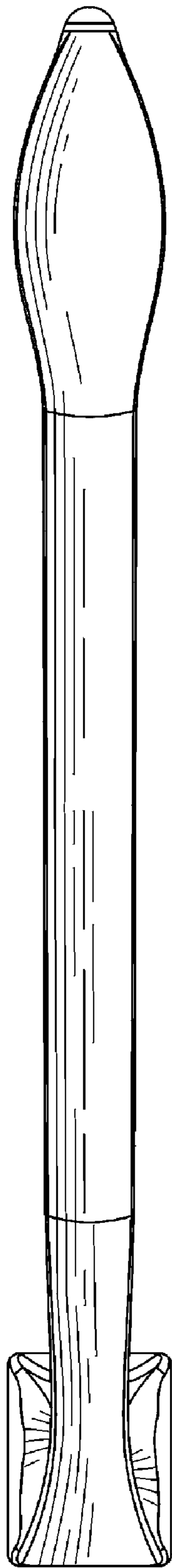


FIG. 5

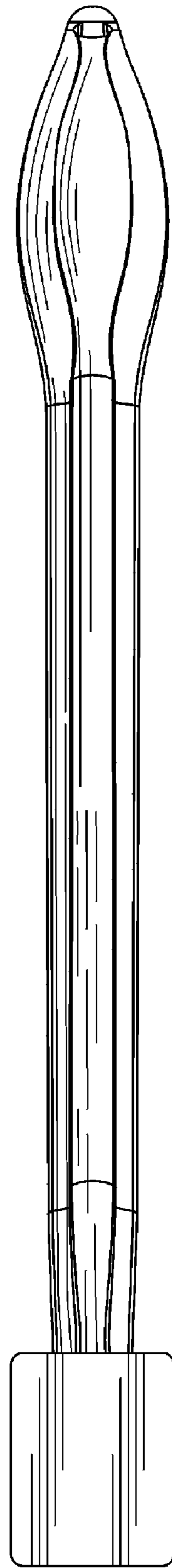


FIG. 6