



US00D544767S

(12) **United States Design Patent**
Kelleghan

(10) **Patent No.:** **US D544,767 S**

(45) **Date of Patent:** **** Jun. 19, 2007**

(54) **COMBINED GUITAR-SHAPED BOTTLE
OPENER AND PICK HOLDER**

(75) Inventor: **Brian James Kelleghan**, Longmont,
CO (US)

(73) Assignee: **Bison Designs, LLC**, Longmont, CO
(US)

(**) Term: **14 Years**

(21) Appl. No.: **29/248,196**

(22) Filed: **Aug. 2, 2006**

(51) **LOC (8) Cl.** **07-99**

(52) **U.S. Cl.** **D8/38; D3/204; D17/20**

(58) **Field of Classification Search** D3/204;
D7/386, 669, 680; D8/14, 16, 18, 19, 33-43,
D8/88, 98; D17/14, 18, 20, 21; D21/405,
D21/586; 7/151-156; 30/1.5, 113.1-113.3,
30/408, 409; 81/3.07, 3.25, 3.27, 3.31, 3.35,
81/3.36, 3.4, 3.44, 3.45, 3.47-3.49, 3.55-3.57

See application file for complete search history.

(56) **References Cited**

U.S. PATENT DOCUMENTS

2,824,478	A	2/1958	Shultz	
2,903,935	A	9/1959	Raze	
D220,650	S	5/1971	Poznanovich	
D232,330	S	8/1974	Cappadona	
D269,523	S *	6/1983	Burge	D17/14
D269,974	S *	8/1983	Erlewine et al.	D17/14
D270,544	S *	9/1983	Fender	D17/20
D273,757	S *	5/1984	Evans	D8/18
D286,413	S	10/1986	DeFrancesco	
D293,730	S	1/1988	Blatnick	
D305,129	S *	12/1989	Vai	D17/14
D329,668	S	9/1992	Connelly	
D371,972	S *	7/1996	Wong	D17/14
D386,373	S	11/1997	Weinmuller	
D393,362	S *	4/1998	Byers	D3/204
D403,941	S *	1/1999	Teetor et al.	D8/98

D419,210	S *	1/2000	Hug	D21/684
D449,500	S	10/2001	Kelleghan	
D501,395	S	2/2005	Kelleghan	
D510,382	S *	10/2005	Norsworthy	D17/14
D516,607	S *	3/2006	Dawson et al.	D17/20
D524,784	S *	7/2006	Beard	D14/138

OTHER PUBLICATIONS

Pictures of fender guitars, date unknown, known to have existed before invention of current design by Applicant.

Pictures of guitar bottle openers, date unknown, known to have existed before inventor of current design by Applicant.

* cited by examiner

Primary Examiner—Robert M. Spear

Assistant Examiner—Garth Rademaker

(74) *Attorney, Agent, or Firm*—Margaret Polson; Patent Law Offices of Rick Martin P.C.

(57) **CLAIM**

The ornamental design for a combined guitar-shaped bottle opener and pick holder, as shown and described.

DESCRIPTION

FIG. 1 is a top plan view my new design for a combined guitar-shaped bottle opener and pick holder.

FIG. 2 is a bottom plan view thereof.

FIG. 3 is a right side elevation view thereof.

FIG. 4 is a left side elevation view thereof.

FIG. 5 is a front elevation view thereof.

FIG. 6 is a rear elevation view thereof.

FIG. 7 is a top perspective view thereof.

FIG. 8 is a second top perspective view thereof; and,

FIG. 9 is a second top plan view thereof.

The portions shown in broken line is for illustrative purposes only and forms no part of the claimed design.

1 Claim, 2 Drawing Sheets






FIG.5

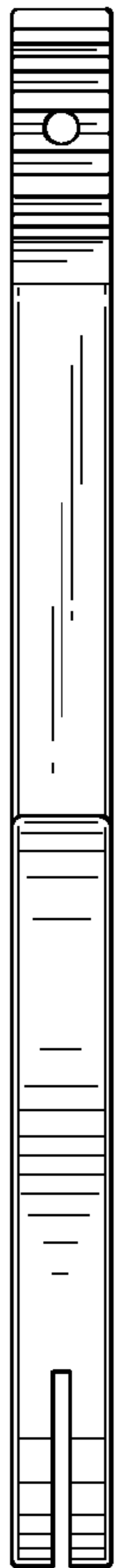


FIG.3

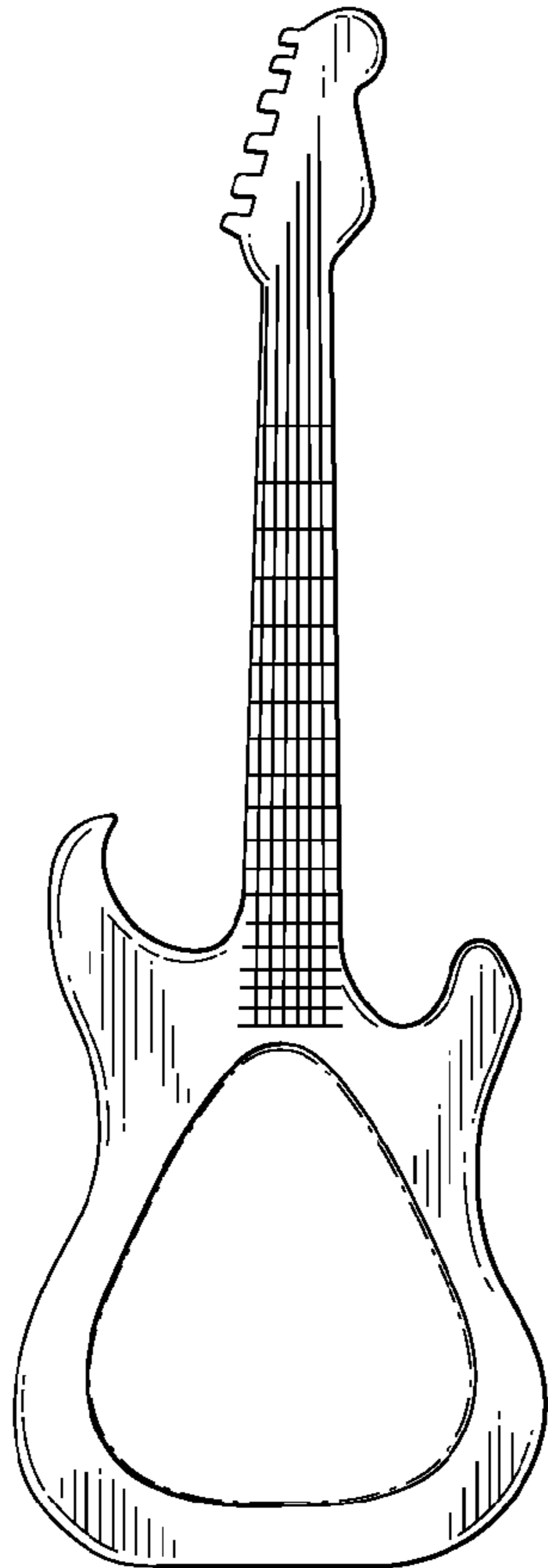


FIG.1



FIG.4

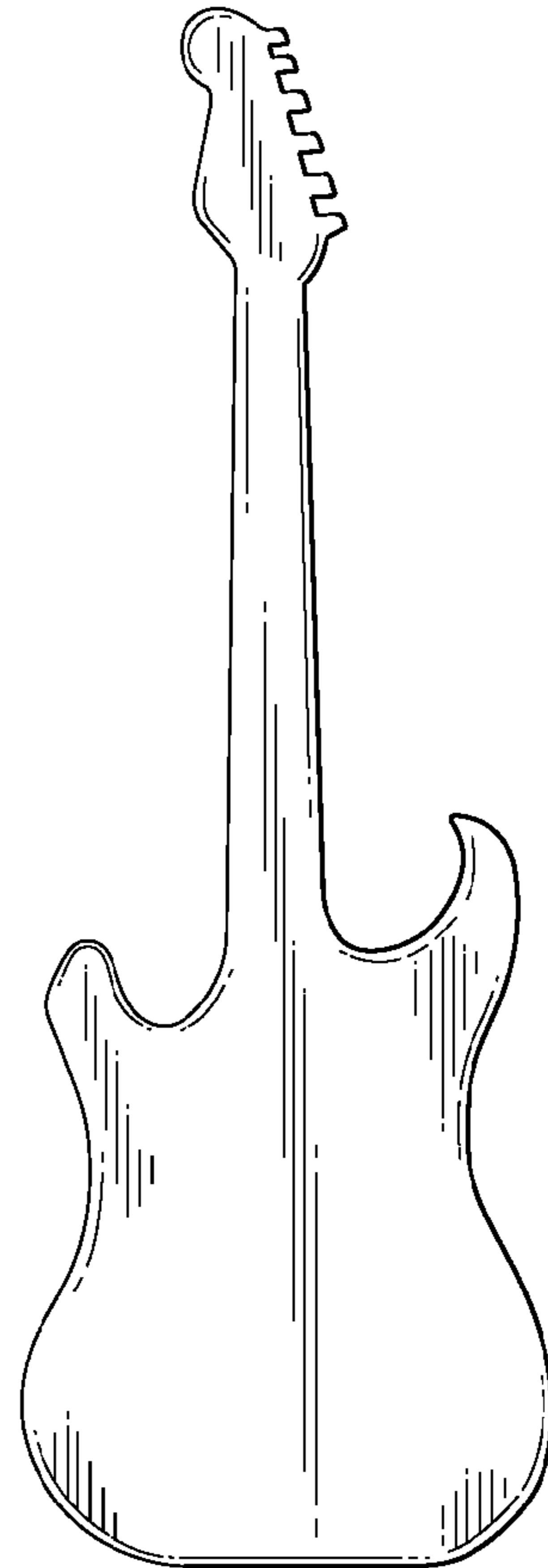


FIG.2

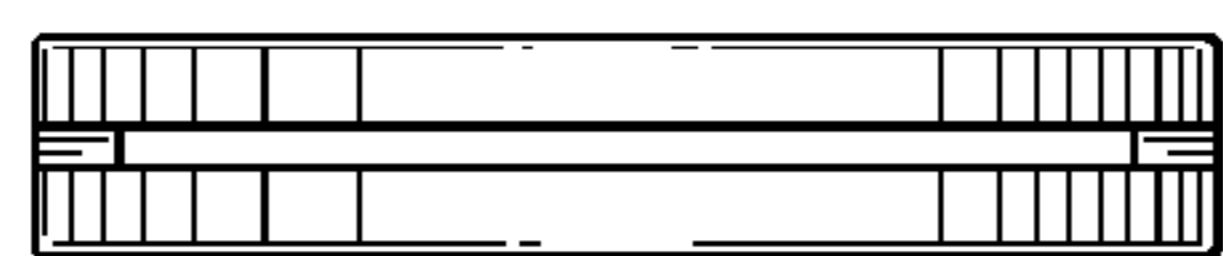


FIG.6

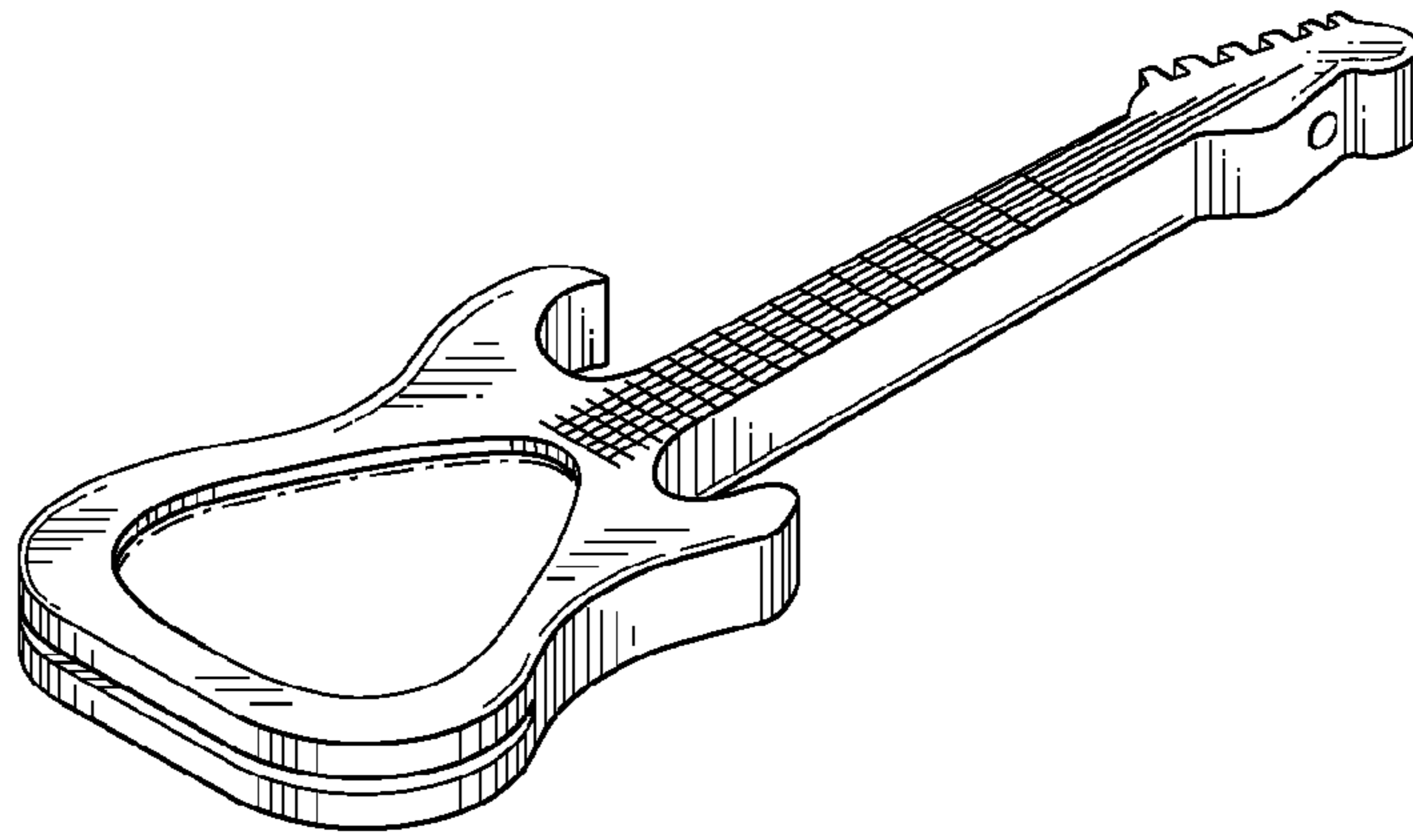


FIG. 7

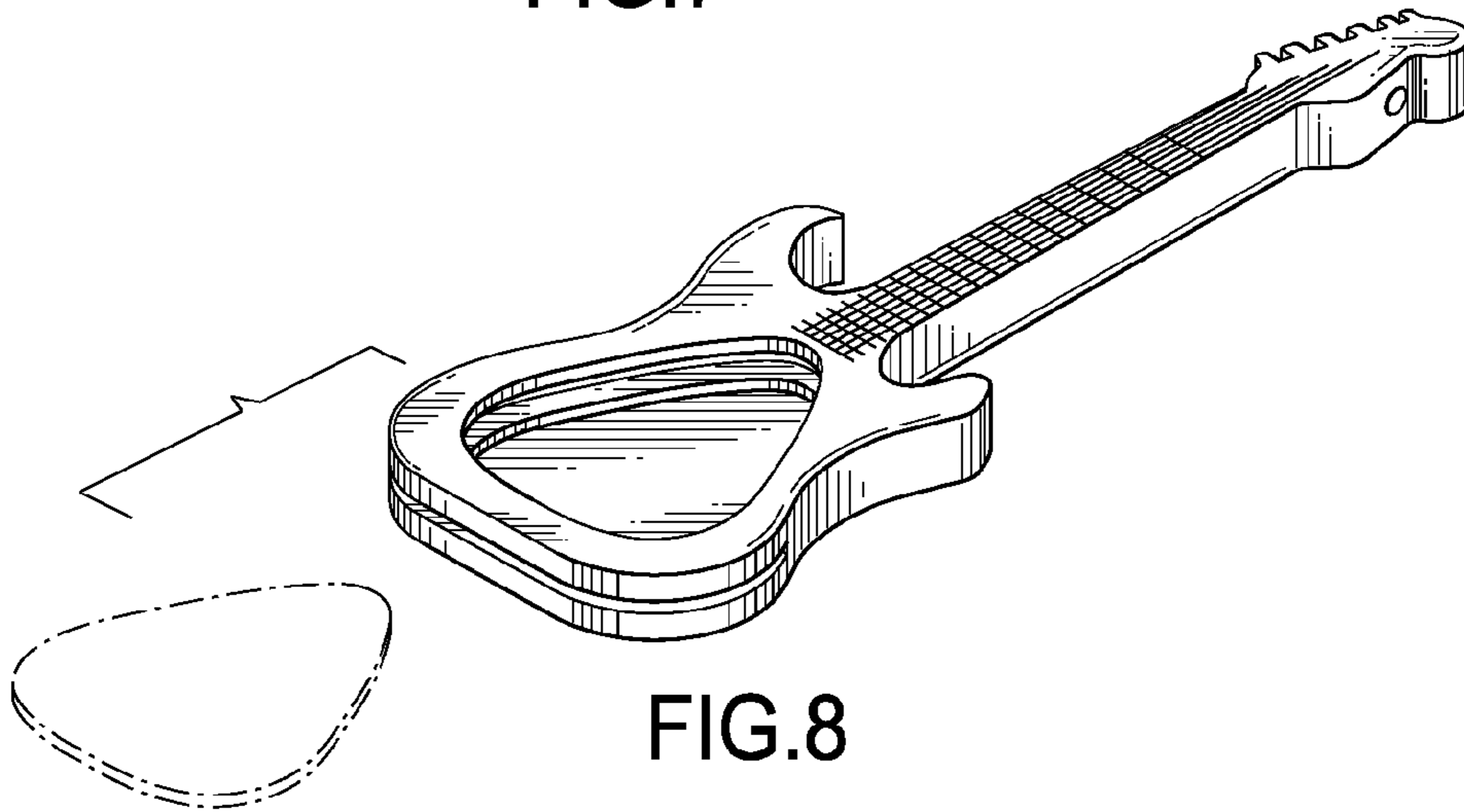


FIG. 8




FIG. 9