



US00D544765S

(12) **United States Design Patent**
Peterson et al.

(10) **Patent No.:** **US D544,765 S**
(45) **Date of Patent:** **** Jun. 19, 2007**

(54) **PIZZA SCISSORS**

(75) Inventors: **Sarah S. Peterson**, Seattle, WA (US);
Roger A. Brown, North Augusta, SC
(US)

(73) Assignee: **Progressive International Corp.**, Kent,
WA (US)

(**) Term: **14 Years**

(21) Appl. No.: **29/248,078**

(22) Filed: **Jul. 27, 2006**

(51) **LOC (8) Cl.** **07-06**

(52) **U.S. Cl.** **D7/693; D8/57**

(58) **Field of Classification Search** D7/693;
D8/56-58; 7/125, 129, 132-135; 30/134,
30/135, 142, 146, 149, 150, 194, 223, 258,
30/260, 262, 304, 252-254, 279.2
See application file for complete search history.

(56) **References Cited**

U.S. PATENT DOCUMENTS

5,341,573 A * 8/1994 Linden et al. 30/254
5,469,622 A 11/1995 Gradoni
D378,043 S * 2/1997 Ogura D8/57
D383,958 S * 9/1997 An et al. D8/57
6,038,772 A * 3/2000 Cornell et al. 30/260
6,647,627 B2 * 11/2003 Nickel 30/134

D483,627 S * 12/2003 Ronan et al. D7/693
D483,628 S * 12/2003 Smith D7/693
D488,963 S * 4/2004 Silver et al. D7/693
D503,875 S * 4/2005 Ronan et al. D7/693

FOREIGN PATENT DOCUMENTS

FR 2855781 12/2004

* cited by examiner

Primary Examiner—Terry A. Wallace

(74) *Attorney, Agent, or Firm*—Black Lowe & Graham,
PLLC

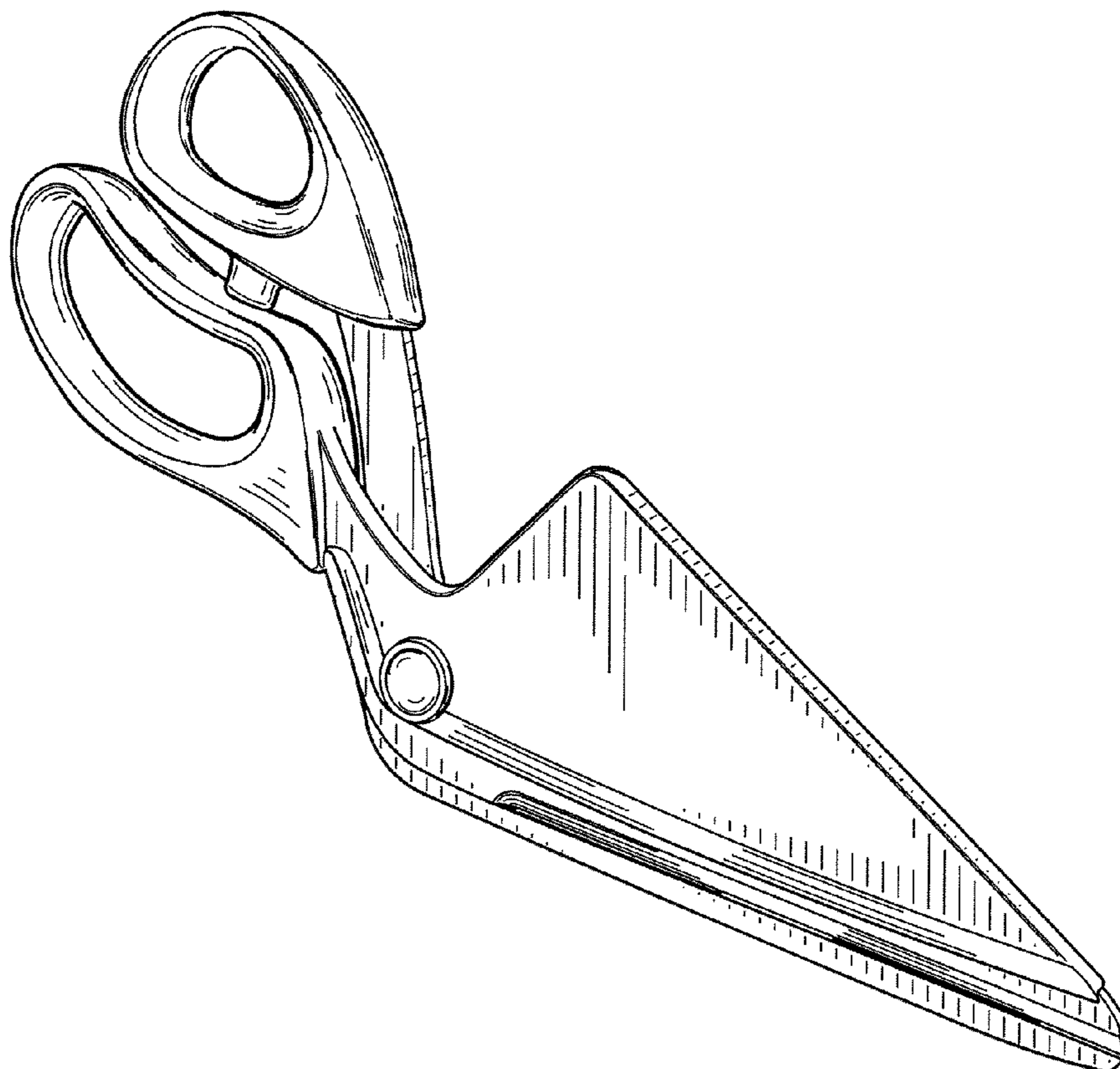
(57) **CLAIM**

We claim the ornamental design for the pizza scissors, as
shown.

DESCRIPTION

FIG. 1 is a front view of the pizza scissors;
FIG. 2 is a top view of the pizza scissors;
FIG. 3 is a bottom view of the pizza scissors;
FIG. 4 is a back view of the pizza scissors;
FIG. 5 is a left side view of the pizza scissors;
FIG. 6 is a right side view of the pizza scissors; and,
FIG. 7 is a perspective view of the pizza scissors.

1 Claim, 4 Drawing Sheets



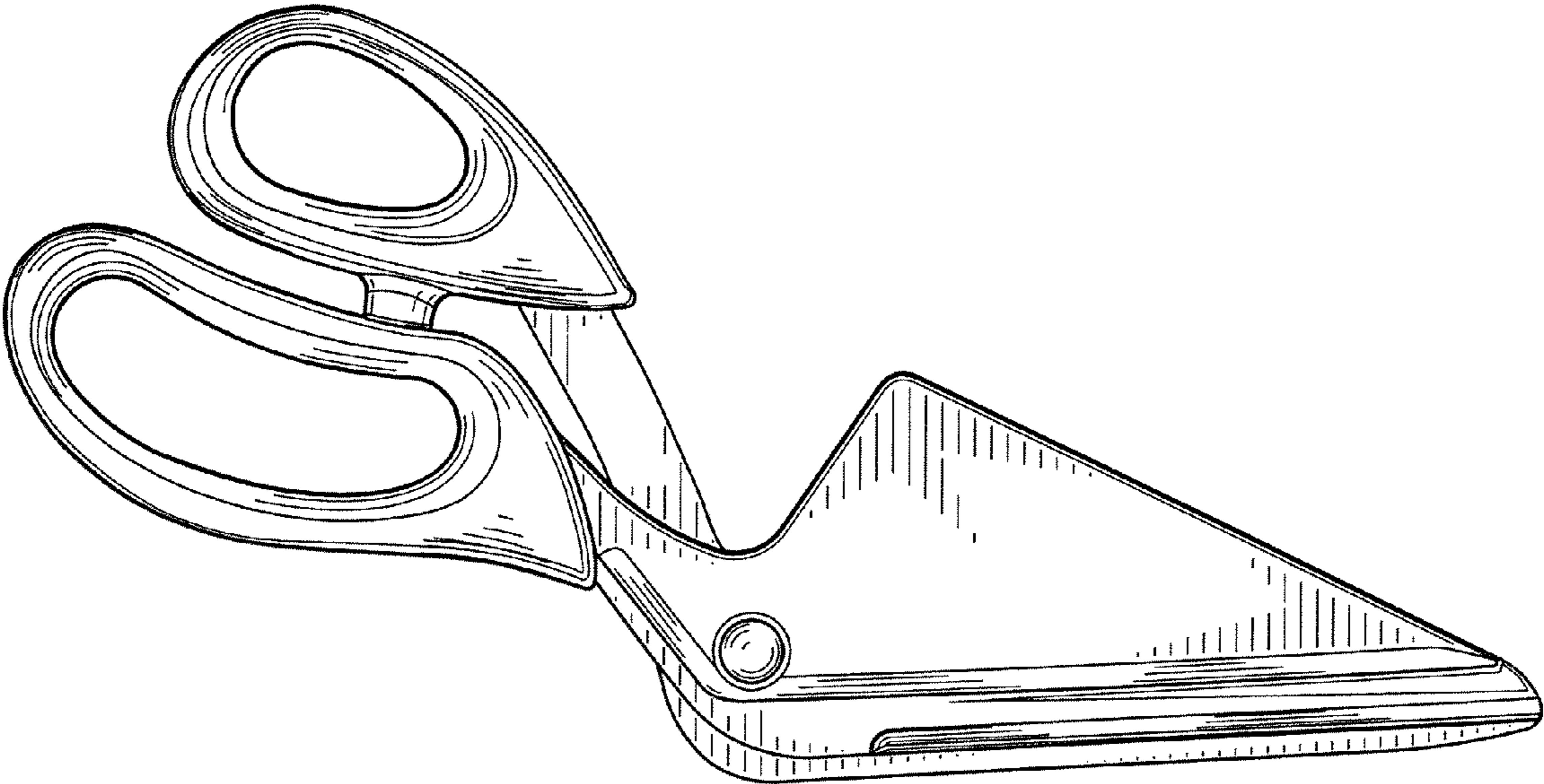


FIG.1



FIG.2



FIG. 3

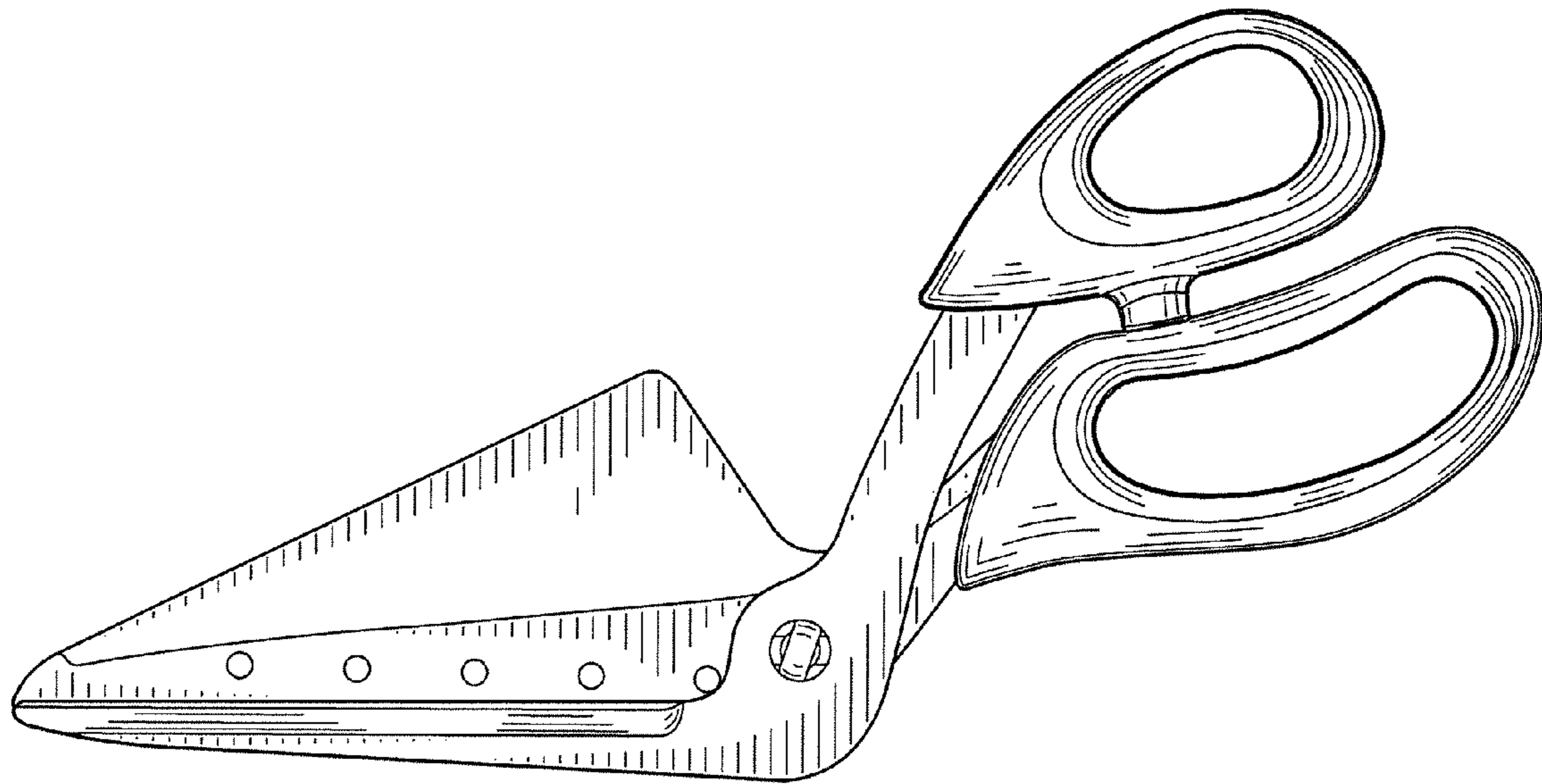


FIG. 4




FIG. 5

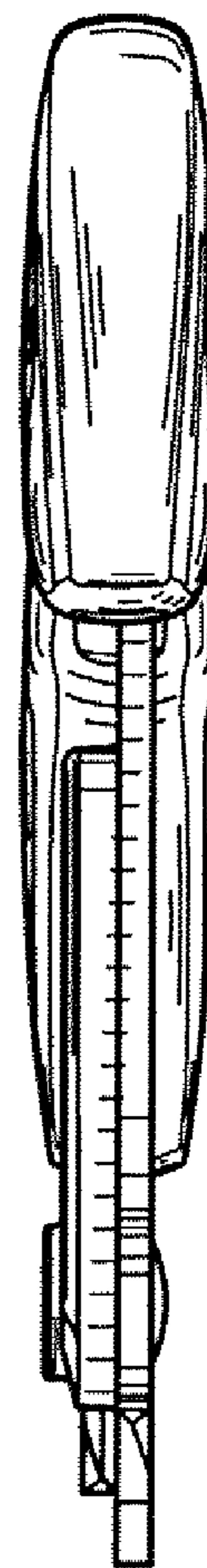


FIG. 6

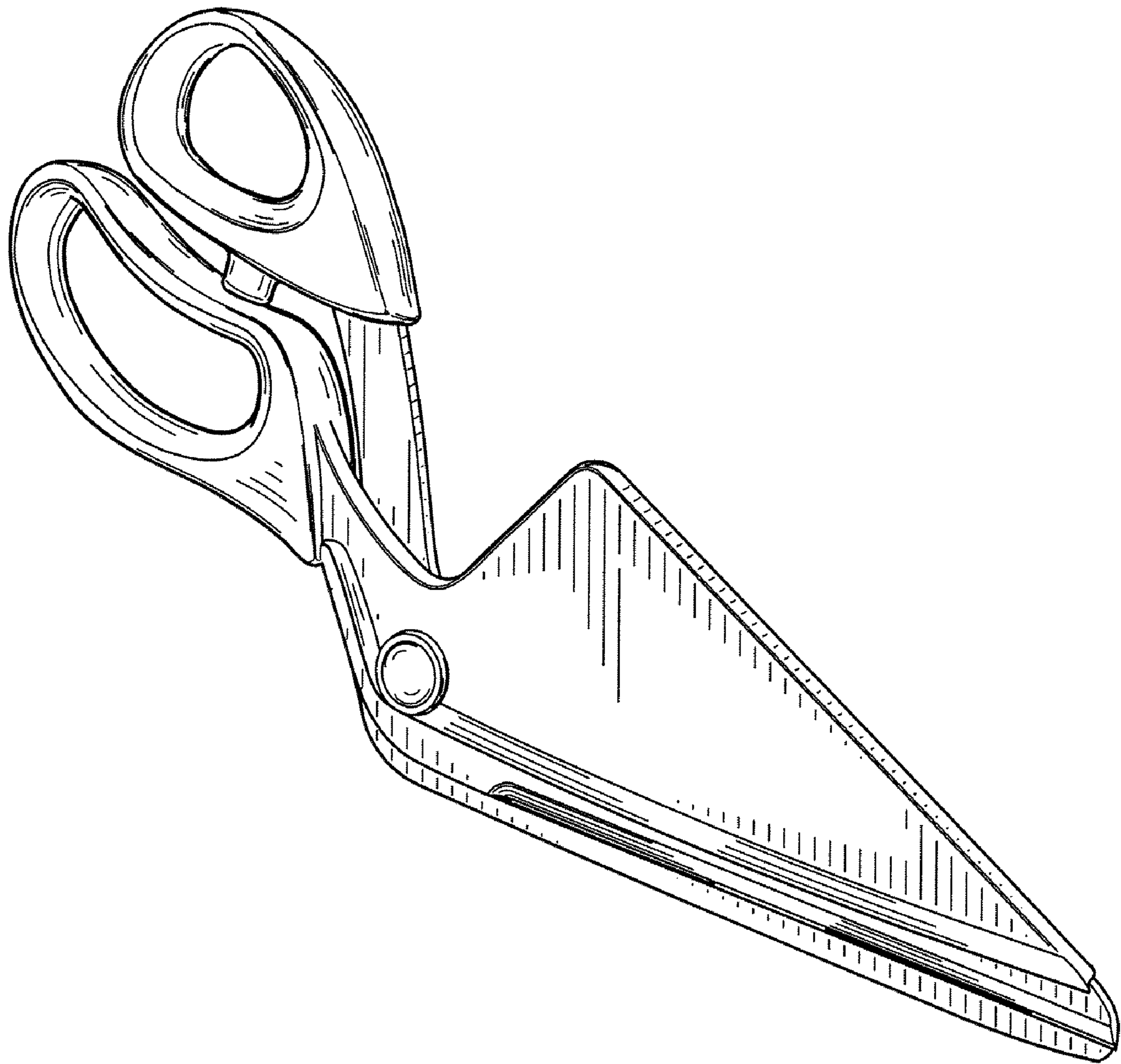


FIG. 7