

US00D544750S

(12) **United States Design Patent**
Zemel

(10) **Patent No.:** **US D544,750 S**
(45) **Date of Patent:** **** Jun. 19, 2007**

(54) **BARBECUE IMPLEMENT WITH WOOD LAMINATE HANDLE**

D481,587 S * 11/2003 Harris et al. D7/395
D503,071 S * 3/2005 Lu D7/395
D529,333 S * 10/2006 Zemel D7/393

(75) Inventor: **Marc Zemel**, Melville, NY (US)

* cited by examiner

(73) Assignee: **Mr. Bar-B-Q-, Inc.**, Old Bethpage, NY (US)

Primary Examiner—Holly H. Baynham
Assistant Examiner—Cynthia M. Chin

(**) Term: **14 Years**

(74) *Attorney, Agent, or Firm*—Seth Natter; Natter & Natter

(21) Appl. No.: **29/275,858**

(57) **CLAIM**

(22) Filed: **Jan. 8, 2007**

The ornamental design for a barbecue implement with wood laminate handle, as shown and described.

Related U.S. Application Data

DESCRIPTION

(62) Division of application No. 29/256,034, filed on Mar. 15, 2006.

(51) **LOC (8) Cl.** **07-02**

(52) **U.S. Cl.** **D7/393**

(58) **Field of Classification Search** D7/393–395,
D7/682, 683, 688–691, 693, 381, 664; D8/107,
D8/307; D4/138, 129; 16/110.1, 430, 431;
30/340

See application file for complete search history.

FIG. 1 is a front elevational view of the barbecue implement with wood handle laminate handle showing my new design, the rear elevational view being a mirror image thereof;

FIG. 2 is a top plan view thereof, the bottom plan view being a mirror image thereof;

FIG. 3 is a side view thereof, the opposite side view being a mirror image thereof;

FIG. 4 is a front elevational view of an alternate embodiment, the rear elevational view being a mirror image thereof;

FIG. 5 is a side view of the alternate embodiment thereof, the opposite side view being a mirror image thereof;

FIG. 6 is a top plan view of the alternate embodiment; and,

FIG. 7 is a bottom plan view of the alternate embodiment.

The broken lines are for illustrative purposes only and form no part of the claimed design.

(56) **References Cited**

U.S. PATENT DOCUMENTS

D253,511 S * 11/1979 Bogosian D7/693
D362,589 S * 9/1995 Cohen et al. D7/393
D381,556 S * 7/1997 Cohen et al. D7/395
D419,825 S * 2/2000 Derington D7/395
D458,802 S * 6/2002 Richied et al. D7/395
D459,161 S * 6/2002 Rowe et al. D7/683
D463,952 S * 10/2002 Zemel D7/393

1 Claim, 2 Drawing Sheets




Fig. 1




Fig. 3



Fig. 2




Fig. 6

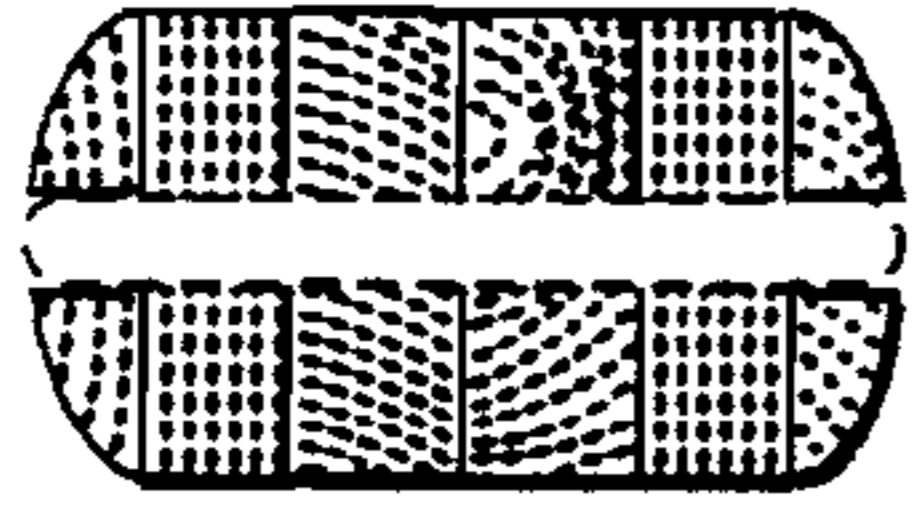


Fig. 7




Fig. 4




Fig. 5

