



US00D544742S

(12) **United States Design Patent**  
**Weir, III**

(10) **Patent No.:** **US D544,742 S**  
(45) **Date of Patent:** **\*\* Jun. 19, 2007**

(54) **DISK HOLDER**

(75) Inventor: **Donald William Weir, III**, Austin, TX  
(US)

(73) Assignee: **D3 Design, LLC**, Austin, TX (US)

(\*\*) Term: **14 Years**

(21) Appl. No.: **29/252,358**

(22) Filed: **Jan. 20, 2006**

(51) **LOC (8) Cl.** ..... **06-04**

(52) **U.S. Cl.** ..... **D6/629**

(58) **Field of Classification Search** ..... D6/407,  
D6/626-635; D3/273, 294, 295, 299-301,  
D3/303; 206/209, 310-313, 751; 211/40,  
211/41.1, 41.12; D9/420

See application file for complete search history.

(56) **References Cited**

**U.S. PATENT DOCUMENTS**

638,785	A *	12/1899	Whittlesey	.....	206/0.8
5,170,893	A	12/1992	Smith		
5,215,198	A	6/1993	Sutton		
D352,415	S	11/1994	Koziol		
D356,699	S	3/1995	Lee		
D358,525	S *	5/1995	Sedon et al.	.....	D6/629
5,632,374	A	5/1997	Fitzsimmons et al.		
5,690,221	A	11/1997	Yeh		
5,720,387	A	2/1998	Young		
5,740,907	A	4/1998	McCloy		
D395,569	S *	6/1998	Hamada	.....	D6/629
5,819,927	A	10/1998	Yeh		

D404,957	S	2/1999	Cheris et al.		
D435,189	S	12/2000	Mok		
D470,001	S	2/2003	Munroe, II		
6,547,066	B2	4/2003	Koch		
6,547,201	B2	4/2003	Barich et al.		
6,626,301	B2	9/2003	de Rouvray		
6,758,346	B2	7/2004	Kollegian		
D507,145	S *	7/2005	Prata dos Santos	.....	D6/629
6,915,911	B2	7/2005	Taylor et al.		
D507,921	S *	8/2005	Cardoso Prata dos Santos	.....	D6/629
D510,673	S *	10/2005	Prata dos Santos	.....	D6/629

\* cited by examiner

*Primary Examiner*—Charles A. Rademaker

*Assistant Examiner*—Charles Hanson

(74) *Attorney, Agent, or Firm*—Kenneth S. Weitzman

(57) **CLAIM**

The ornamental design for disc holder, as shown and described.

**DESCRIPTION**

FIG. 1 is a top perspective view of a disc holder showing my new design;

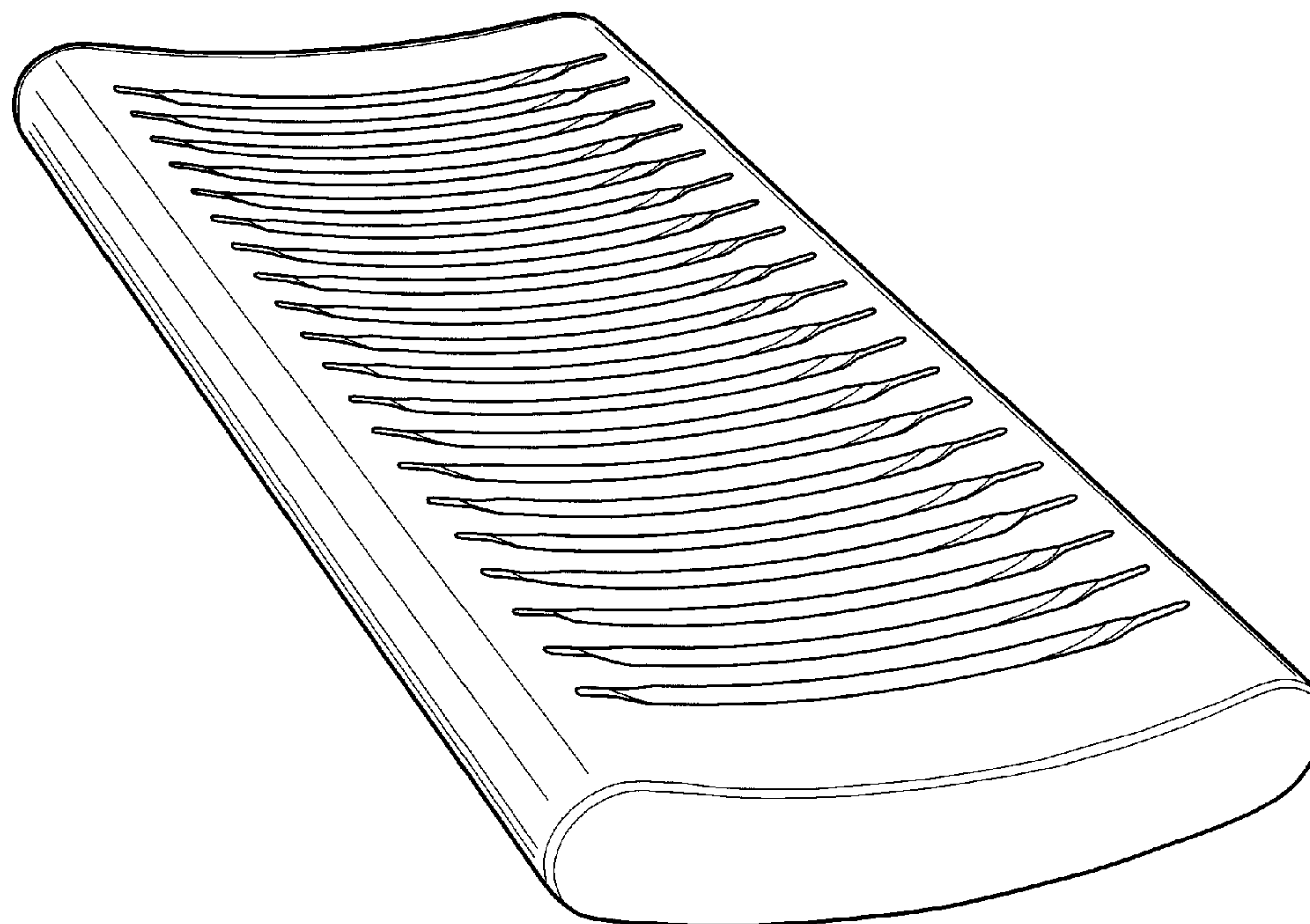
FIG. 2 is a plan view thereof;


FIG. 3 is a front elevation view thereof, the back elevation being identical;

FIG. 4 is a bottom plan view thereof; and,

FIG. 5 is a right side view thereof, the left side being identical.

**1 Claim, 3 Drawing Sheets**





*FIG. 1*




FIG. 2




FIG. 3

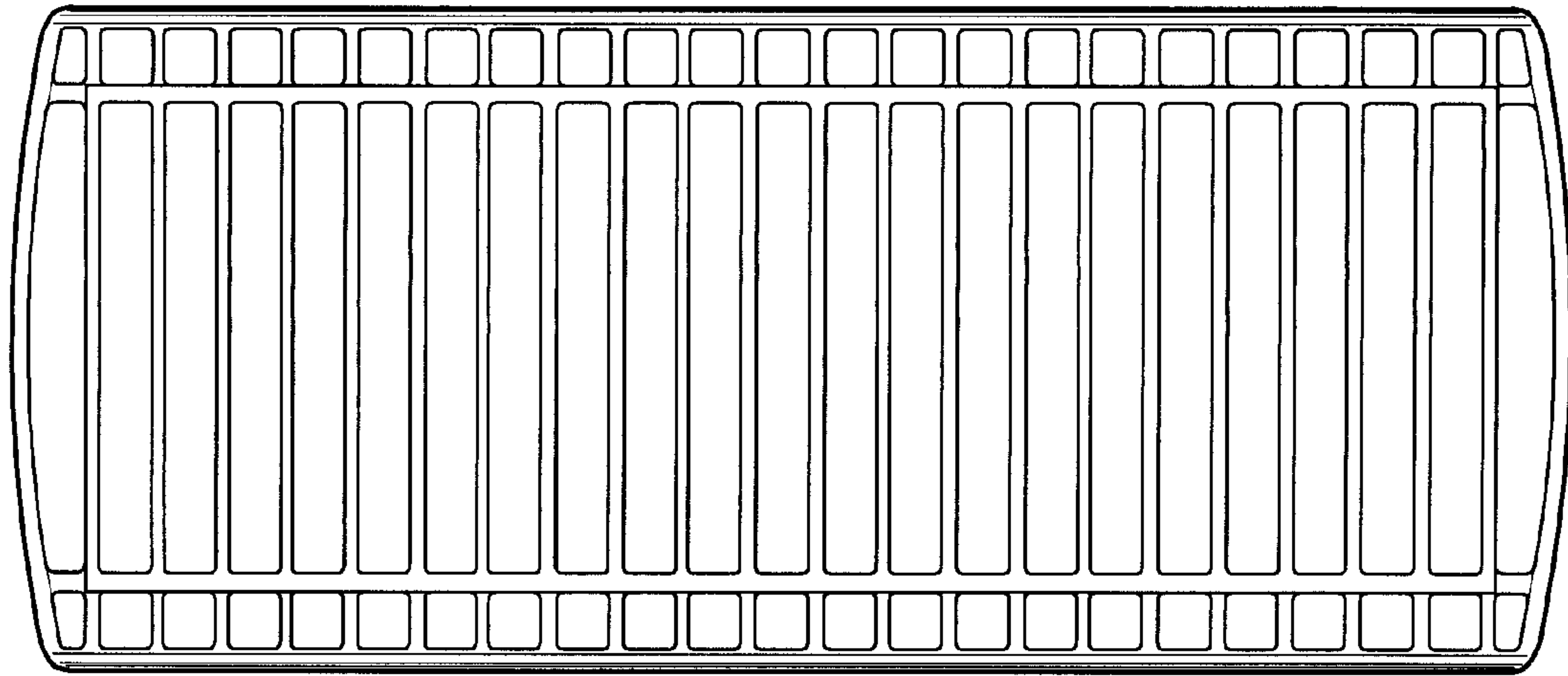


FIG. 4

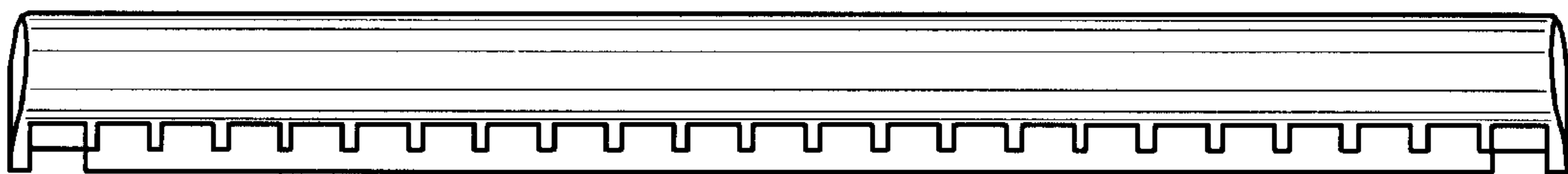


FIG. 5